

# Prospectus

May 1, 2021



	Class A	Class C	Class N	Class T*	Class Y	Admin Class
Loomis Sayles High Income Fund	NEFHX	NEHCX	LSHNX	NEHTX	NEHYX	
Loomis Sayles Intermediate Municipal Bond Fund	MIMAX	MIMCX		MIMTX	MIMYX	
Loomis Sayles International Growth Fund	LIGGX	LIGCX	LIGNX		LIGYX	
Loomis Sayles Investment Grade Bond Fund	LIGRX	LGBCX	LGBNX	LIGTX	LSIIX	LIGAX
Loomis Sayles Strategic Alpha Fund	LABAX	LABCX	LASNX	LSATX	LASYX	
Loomis Sayles Strategic Income Fund	NEFZX	NECZX	NEZNX	LSSTX	NEZYX	NEZAX
Natixis Oakmark Fund	NEFOX	NECOX	NOANX	NOKTX	NEOYX	
Natixis Oakmark International Fund	NOIAX	NOICX	NIONX	NIOTX	NOIYX	
Natixis U.S. Equity Opportunities Fund	NEFSX	NECCX	NESNX	NUSTX	NESYX	

\* Class T shares of the Funds are not currently available for purchase.

---

# Table of Contents

<b>Fund Summary</b>	<b>1</b>	<b>Appendix A - Intermediary Specific Information</b>	<b>A-1</b>
Loomis Sayles High Income Fund	1	<b>Appendix B - Financial Intermediary Specific Commissions &amp; Investment Minimum Waivers</b>	<b>B-1</b>
Loomis Sayles Intermediate Municipal Bond Fund	7	<b>Appendix C - Additional Index Information</b>	<b>C-1</b>
Loomis Sayles International Growth Fund	13		
Loomis Sayles Investment Grade Bond Fund	18		
Loomis Sayles Strategic Alpha Fund	24		
Loomis Sayles Strategic Income Fund	32		
Natixis Oakmark Fund	39		
Natixis Oakmark International Fund	44		
Natixis U.S. Equity Opportunities Fund	50		
<b>Investment Goals, Strategies and Risks</b>	<b>57</b>		
More About Goals and Strategies	57		
Loomis Sayles High Income Fund	57		
Loomis Sayles Intermediate Municipal Bond Fund	57		
Loomis Sayles International Growth Fund	58		
Loomis Sayles Investment Grade Bond Fund	59		
Loomis Sayles Strategic Alpha Fund	59		
Loomis Sayles Strategic Income Fund	61		
Natixis Oakmark Fund	61		
Natixis Oakmark International Fund	62		
Natixis U.S. Equity Opportunities Fund	62		
All Funds	64		
<b>More About Risks</b>	<b>64</b>		
<b>Management Team</b>	<b>71</b>		
Meet the Funds' Investment Advisers and Subadvisers	71		
Meet the Funds' Portfolio Managers	72		
Additional Information	73		
<b>Fund Services</b>	<b>74</b>		
Investing in the Funds	74		
How Sales Charges Are Calculated	75		
Compensation to Securities Dealers	78		
How To Purchase Shares	79		
How To Redeem Shares	80		
Exchanging or Converting Shares	82		
Restrictions on Buying, Selling and Exchanging Shares	83		
Self-Servicing Your Account	84		
Restructuring and Liquidations	85		
How Fund Shares are Priced	85		
Dividends and Distributions	86		
Tax Consequences	87		
Additional Investor Services	88		
<b>Prior Related Performance of Similarly Managed Accounts</b>	<b>89</b>		
<b>Financial Performance</b>	<b>91</b>		

---

Fund shares are not bank deposits and are not guaranteed, endorsed or insured by the Federal Deposit Insurance Corporation or any other government agency, and are subject to investment risks, including possible loss of the principal invested.

# Loomis Sayles High Income Fund

## Investment Goal

The Fund seeks high current income plus the opportunity for capital appreciation to produce a high total return.

## Fund Fees & Expenses

The following table describes the fees and expenses that you may pay if you buy, hold, and sell shares of the Fund. You may pay other fees, such as brokerage commissions and other fees to financial intermediaries, which are not reflected in this table. You may qualify for sales charge discounts if you and your family invest, or agree to invest in the future, at least \$100,000 in the Natixis Funds Complex. More information about these and other discounts is available from your financial professional and in the section "How Sales Charges Are Calculated" on page 75 of the Prospectus, in Appendix A to the Prospectus and on page 136 in the section "Reduced Sales Charges" of the Statement of Additional Information ("SAI").

### Shareholder Fees

(fees paid directly from your investment)

	Class A	Class C	Class N	Class T	Class Y
Maximum sales charge (load) imposed on purchases (as a percentage of offering price)	4.25%	None	None	2.50%	None
Maximum deferred sales charge (load) (as a percentage of original purchase price or redemption proceeds, as applicable)	None*	1.00%	None	None	None
Redemption fees	None	None	None	None	None

\* A 1.00% contingent deferred sales charge ("CDSC") may apply to certain purchases of Class A shares of \$1,000,000 or more that are redeemed within eighteen months of the date of purchase.

### Annual Fund Operating Expenses

(expenses that you pay each year as a percentage of the value of your investment)

	Class A	Class C	Class N	Class T	Class Y
Management fees	0.60%	0.60%	0.60%	0.60%	0.60%
Distribution and/or service (12b-1) fees	0.25%	1.00%	0.00%	0.25%	0.00%
Other expenses	0.37%	0.37%	0.28%	0.37% <sup>1</sup>	0.38%
Total annual fund operating expenses	1.22%	1.97%	0.88%	1.22%	0.98%
Fee waiver and/or expense reimbursement <sup>2,3</sup>	0.22%	0.22%	0.18%	0.22%	0.23%
Total annual fund operating expenses after fee waiver and/or expense reimbursement	1.00%	1.75%	0.70%	1.00%	0.75%

<sup>1</sup> Other expenses for Class T shares are estimated for the current fiscal year.

<sup>2</sup> Loomis, Sayles & Company, L.P. ("Loomis Sayles" or the "Adviser") has given a binding contractual undertaking to the Fund to limit the amount of the Fund's total annual fund operating expenses to 1.00%, 1.75%, 0.70%, 1.00% and 0.75% of the Fund's average daily net assets for Class A, C, N, T and Y shares, respectively, exclusive of brokerage expenses, interest expense, taxes, acquired fund fees and expenses, organizational and extraordinary expenses, such as litigation and indemnification expenses. This undertaking is in effect through April 30, 2022 and may be terminated before then only with the consent of the Fund's Board of Trustees. The Adviser will be permitted to recover, on a class by class basis, management fees waived and/or expenses reimbursed to the extent that expenses in later periods fall below the applicable expense limitations for Class A, C, N, T and Y shares. The Fund will not be obligated to repay any such waived/reimbursed fees and expenses more than one year after the end of the fiscal year in which the fees or expenses were waived/reimbursed.

<sup>3</sup> Natixis Advisors, L.P. ("Natixis Advisors") has given a binding contractual undertaking to the Fund to reimburse any and all transfer agency expenses for Class N shares. This undertaking is in effect through April 30, 2022 and may be terminated before then only with the consent of the Fund's Board of Trustees.

### Example

This example is intended to help you compare the cost of investing in the Fund with the cost of investing in other mutual funds. The example assumes that you invest \$10,000 in the Fund for the time periods indicated and then redeem all of your shares at the end of those periods (except where indicated). The example also assumes that your investment has a 5% return each year and that the Fund's operating expenses remain the same, except that the example is based on the Total Annual Fund Operating Expenses After Fee Waiver and/or Expense Reimbursement assuming that such waiver and/or reimbursement will only be in place through the date noted above and on the Total Annual Fund Operating Expenses for the remaining periods. The example for Class C shares for the ten-year period reflects the conversion to Class A shares after eight years. The example does not take into account brokerage commissions and other fees to financial intermediaries that you may pay on your purchases and sales of shares of the Fund. Although your actual costs may be higher or lower, based on these assumptions your costs would be:

If shares are redeemed:	1 year	3 years	5 years	10 years
Class A	\$ 523	\$ 775	\$ 1,047	\$ 1,821

## Fund Summary

<b>If shares are redeemed:</b>	<b>1 year</b>	<b>3 years</b>	<b>5 years</b>	<b>10 years</b>
Class C	\$ 278	\$ 597	\$ 1,042	\$ 2,084
Class N	\$ 72	\$ 263	\$ 470	\$ 1,068
Class T	\$ 349	\$ 606	\$ 883	\$ 1,671
Class Y	\$ 77	\$ 289	\$ 519	\$ 1,180

<b>If shares are not redeemed:</b>	<b>1 year</b>	<b>3 years</b>	<b>5 years</b>	<b>10 years</b>
Class C	\$ 178	\$ 597	\$ 1,042	\$ 2,084

### Portfolio Turnover

The Fund pays transaction costs, such as commissions, when it buys and sells securities (or “turns over” its portfolio). A higher portfolio turnover rate may indicate higher transaction costs and may result in higher taxes for you if your Fund shares are held in a taxable account. These costs, which are not reflected in annual fund operating expenses or in the example, affect the Fund’s performance. During its most recently ended fiscal year, the Fund’s portfolio turnover rate was 99% of the average value of its portfolio.

## Investments, Risks and Performance

### Principal Investment Strategies

Under normal market conditions, the Fund will invest at least 80% of its assets in below investment grade fixed-income securities (commonly known as “junk bonds”). Below investment grade fixed-income securities are rated below investment grade quality (*i.e.*, none of the three major ratings agencies (Moody’s Investors Service, Inc. (“Moody’s”), Fitch Investors Services, Inc. (“Fitch”) or S&P Global Ratings (“S&P”)), have rated the securities in one of its top four rating categories) or, if the security is unrated, are determined by the Adviser to be of comparable quality. There is no minimum rating for the securities in which the Fund may invest. The Fund may invest up to 30% of its assets in U.S. dollar-denominated foreign fixed-income securities, including those in emerging markets. Although certain securities purchased by the Fund may be issued by domestic companies incorporated outside of the United States, the Adviser does not consider these securities to be foreign if the issuer is included in the U.S. fixed-income indices published by Bloomberg Barclays.

The Adviser performs its own extensive credit analysis to determine the creditworthiness and potential for capital appreciation of a security. The Fund’s management minimizes both market timing and interest rate forecasting. Instead, it uses a strategy based on gaining a thorough understanding of industry and company dynamics as well as individual security characteristics such as issuer debt and debt maturity schedules, earnings prospects, responsiveness to changes in interest rates, experience and perceived strength of management, borrowing requirements and liquidation value, market price in relation to cash flow, interest and dividends.

In deciding which securities to buy and sell, the Adviser will consider, among other things, the financial strength of the issuer, current interest rates, current valuations, the Adviser’s expectations regarding future changes in interest rates and comparisons of the level of risk associated with particular investments with the Adviser’s expectations concerning the potential return of those investments.

In selecting investments for the Fund, the Adviser utilizes the skills of its in-house team of more than 30 research analysts to cover a broad universe of industries, companies and markets. The Fund’s portfolio managers take advantage of these extensive resources to identify securities that meet the Fund’s investment criteria. The Adviser employs a selection strategy that focuses on a value-driven, bottom-up approach to identify securities that provide an opportunity for both generous yields and capital appreciation. The Adviser analyzes an individual company’s potential for positive financial news to determine if it has growth potential. Examples of positive financial news include an upward turn in the business cycle, improvement in cash flows, rising profits or the awarding of new contracts. The Adviser emphasizes in-depth credit analysis, appreciation potential and diversification in its bond selection. Each bond is evaluated to assess the ability of its issuer to pay interest and, ultimately, principal (which helps the Fund generate an ongoing flow of income). The Adviser also assesses a bond’s relation to market conditions within its industry and favors bonds whose prices may benefit from positive business developments. The Adviser seeks to diversify the Fund’s holdings to reduce the inherent risk in below investment grade fixed-income securities.

In connection with its principal investment strategies, the Fund may also invest in structured notes, collateralized loan obligations, zero-coupon securities, pay-in-kind securities, convertible securities, securities issued pursuant to Rule 144A under the Securities Act of 1933 (“Rule 144A securities”), and futures, forward contracts and swaps (including credit default swaps) for hedging and investment purposes. The Fund may from time to time satisfy the 80% test above by obtaining investment exposure to below investment grade fixed-income securities through investments in these derivative instruments. Except as provided above or as required by applicable law, the Fund is not limited in the percentage of its assets that it may invest in these instruments.

### Principal Investment Risks

The principal risks of investing in the Fund are summarized below. The Fund does not represent a complete investment program. You may lose money by investing in the Fund.

## Fund Summary

---

The significance of any specific risk to an investment in the Fund will vary over time, depending on the composition of the Fund's portfolio, market conditions, and other factors. You should read all of the risk information presented below carefully, because any one or more of these risks may result in losses to the Fund.

**Below Investment Grade Fixed-Income Securities Risk:** The Fund's investments in below investment grade fixed-income securities, also known as "junk bonds," may be subject to greater risks than other fixed-income securities, including being subject to greater levels of interest rate risk, credit/counterparty risk (including a greater risk of default) and liquidity risk. The ability of the issuer to make principal and interest payments is predominantly speculative for below investment grade fixed-income securities.

**Credit/Counterparty Risk:** Credit/counterparty risk is the risk that the issuer or guarantor of a fixed-income security, or the counterparty to a derivative or other transaction, will be unable or unwilling to make timely payments of interest or principal or to otherwise honor its obligations. As a result, the Fund may sustain losses or be unable or delayed in its ability to realize gains. The Fund will be subject to credit/counterparty risk with respect to the counterparties to its derivatives transactions. This risk will be heightened to the extent the Fund enters into derivative transactions with a single counterparty (or affiliated counterparties that are part of the same organization), causing the Fund to have significant exposure to such counterparty. Many of the protections afforded to participants on organized exchanges and clearing houses, such as the performance guarantee given by a central clearing house, are not available in connection with over-the-counter ("OTC") derivatives transactions, such as foreign currency transactions. For centrally cleared derivatives, such as cleared swaps, futures and many options, the primary credit/counterparty risk is the creditworthiness of the Fund's clearing broker and the central clearing house itself.

**Market/Issuer Risk:** The market value of the Fund's investments will move up and down, sometimes rapidly and unpredictably, based upon overall market and economic conditions, as well as a number of reasons that directly relate to the issuers of the Fund's investments, such as management performance, financial condition and demand for the issuers' goods and services.

**Interest Rate Risk:** Interest rate risk is the risk that the value of the Fund's investments will fall if interest rates rise. Generally, the value of fixed-income securities rises when prevailing interest rates fall and falls when interest rates rise. Interest rate risk generally is greater for funds that invest in fixed-income securities with relatively longer durations than for funds that invest in fixed-income securities with shorter durations. The value of zero-coupon and pay-in-kind bonds may be more sensitive to fluctuations in interest rates than other fixed-income securities. In addition, an economic downturn or period of rising interest rates could adversely affect the market for these securities and reduce the Fund's ability to sell them, negatively impacting the performance of the Fund. Potential future changes in government monetary policy may affect the level of interest rates.

**Liquidity Risk:** Liquidity risk is the risk that the Fund may be unable to find a buyer for its investments when it seeks to sell them or to receive the price it expects. Decreases in the number of financial institutions willing to make markets in the Fund's investments or in their capacity or willingness to transact may increase the Fund's exposure to this risk. Events that may lead to increased redemptions, such as market disruptions or increases in interest rates, may also negatively impact the liquidity of the Fund's investments when it needs to dispose of them. If the Fund is forced to sell its investments at an unfavorable time and/or under adverse conditions in order to meet redemption requests, such sales could negatively affect the Fund. Securities acquired in a private placement, such as Rule 144A securities, are generally subject to significant liquidity risk because they are subject to strict restrictions on resale and there may be no liquid secondary market or ready purchaser for such securities. Derivatives, and particularly OTC derivatives, are generally subject to liquidity risk as well. Liquidity issues may also make it difficult to value the Fund's investments.

**Convertible Securities Risk:** Convertible securities have investment characteristics of both equity and debt securities. Investments in convertible securities are subject to the usual risks associated with debt instruments, such as interest rate risk and credit risk. Convertible securities also react to changes in the value of the common stock into which they convert, and are thus subject to many of the same risks as investing in common stock. The Fund may also be forced to convert a convertible security at an inopportune time, which may decrease the Fund's return.

**Cybersecurity and Technology Risk:** The Fund, its service providers, and other market participants increasingly depend on complex information technology and communications systems, which are subject to a number of different threats and risks that could adversely affect the Fund and its shareholders. Cybersecurity and other operational and technology issues may result in financial losses to the Fund and its shareholders.

**Derivatives Risk:** Derivative instruments (such as those in which the Fund may invest, including futures, forward contracts, structured notes and swaps (including credit default swaps)) are subject to changes in the value of the underlying assets or indices on which such instruments are based. There is no guarantee that the use of derivatives will be effective or that suitable transactions will be available. Even a small investment in derivatives may give rise to leverage risk and can have a significant impact on the Fund's exposure to securities markets values, interest rates or currency exchange rates. It is possible that the Fund's liquid assets may be insufficient to support its obligations under its derivatives positions. The use of derivatives for other than hedging purposes may be considered a speculative activity, and involves greater risks than are involved in hedging. The use of derivatives may cause the Fund to incur losses greater than those that would have occurred had derivatives not been used. The Fund's use of derivatives, such as futures, forward contracts, structured notes and swaps (including credit default swaps) involves other risks, such as the credit risk relating to the other party to a derivative contract (which is greater for forward currency contracts, uncleared swaps and other OTC derivatives), the risk of difficulties in pricing and valuation, the risk that changes in the value of a derivative may not correlate as expected with changes in the value of relevant assets, rates or indices, liquidity risk, allocation risk and the risk of losing more than the initial margin (if any) required to initiate derivatives positions. There is also the risk that the Fund may be unable to terminate or sell a derivative position at an advantageous time or price. The Fund's derivative counterparties may experience financial difficulties or otherwise be unwilling or unable to honor their obligations, possibly resulting in losses to the Fund.

## Fund Summary

**Emerging Markets Risk:** In addition to the risks of investing in foreign investments generally, emerging markets investments are subject to greater risks arising from political or economic instability, nationalization or confiscatory taxation, currency exchange restrictions, sanctions by other countries (such as the United States) and an issuer's unwillingness or inability to make principal or interest payments on its obligations. Emerging markets companies may be smaller and have shorter operating histories than companies in developed markets.

**Foreign Securities Risk:** Investments in foreign securities may be subject to greater political, economic, environmental, credit/counterparty and information risks. Foreign securities may be subject to higher volatility than U.S. securities, varying degrees of regulation and limited liquidity.

**Leverage Risk:** Leverage is the risk associated with securities or investment practices (e.g., borrowing and the use of certain derivatives) that multiply small index, market or asset-price movements into larger changes in value. The use of leverage increases the impact of gains and losses on the Fund's returns, and may lead to significant losses if investments are not successful.

**Management Risk:** A strategy used by the Fund's portfolio managers may fail to produce the intended result.

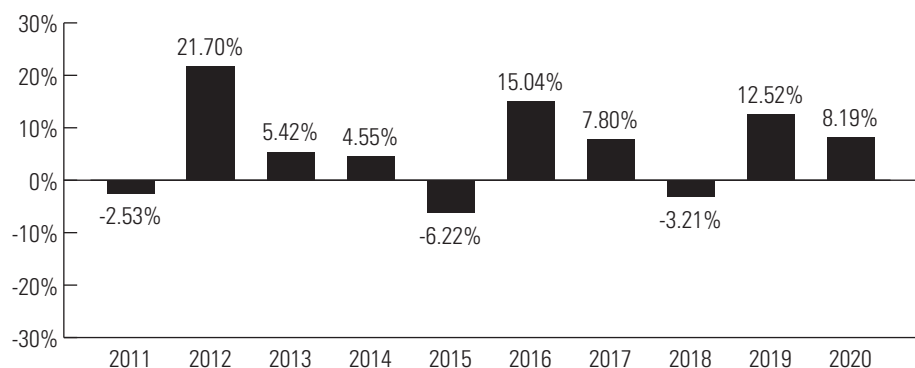
**Mortgage-Related and Asset-Backed Securities Risk:** In addition to the risks associated with investments in fixed-income securities generally (for example, credit, liquidity and valuation risk), mortgage-related and asset-backed securities are subject to the risks of the mortgages and assets underlying the securities as well as prepayment risk, the risk that the securities may be prepaid and result in the reinvestment of the prepaid amounts in securities with lower yields than the prepaid obligations. Conversely, there is a risk that a rise in interest rates will extend the life of a mortgage-related or asset-backed security beyond the expected prepayment time, typically reducing the security's value, which is called extension risk. The Fund also may incur a loss when there is a prepayment of securities that were purchased at a premium. The Fund's investments in other asset-backed securities are subject to risks similar to those associated with mortgage-related securities, as well as additional risks associated with the nature of the assets and the servicing of those assets.

### Risk/Return Bar Chart and Table

The bar chart and table shown below provide some indication of the risks of investing in the Fund by showing changes in the Fund's performance from year-to-year and by showing how the Fund's average annual returns for the one-year, five-year, ten-year, and life-of-class periods (as applicable) compare to those of a broad measure of market performance. Class C shares will automatically convert to Class A shares after eight years. The Fund's past performance (before and after taxes) does not necessarily indicate how the Fund will perform in the future. Updated performance information is available online at [im.natixis.com](http://im.natixis.com) and/or by calling the Fund toll-free at 800-225-5478.

The chart does not reflect any sales charge that you may be required to pay when you buy or redeem the Fund's shares. A sales charge will reduce your return.

#### Total Returns for Class Y Shares



Highest Quarterly Return:  
Second Quarter 2020, 11.39%

Lowest Quarterly Return:  
First Quarter 2020, -14.16%

#### Average Annual Total Returns

(for the periods ended December 31, 2020)

	Past 1 Year	Past 5 Years	Past 10 Years	Life of Class N (11/30/16)
Class Y - Return Before Taxes	8.19%	7.88%	6.00%	-
Return After Taxes on Distributions	5.70%	5.75%	3.37%	-
Return After Taxes on Distributions and Sale of Fund Shares	4.74%	5.15%	3.57%	-
Class A - Return Before Taxes	3.53%	6.65%	5.27%	-
Class C - Return Before Taxes	6.30%	6.80%	5.10%	-
Class N - Return Before Taxes	8.48%	-	-	6.49%
Class T - Return Before Taxes	5.43%	7.03%	5.45%	-
Bloomberg Barclays U.S. Corporate High-Yield Bond Index	7.11%	8.59%	6.80%	6.86%

## Fund Summary

The Fund did not have Class T shares outstanding during the periods shown above. The returns of Class T shares would have been substantially similar to the returns of the Fund's other share classes because they would have been invested in the same portfolio of securities and would only differ to the extent the other share classes did not have the same expenses. Performance of Class T shares shown above is that of Class A shares, which have the same expenses as Class T shares, restated to reflect the different sales load applicable to Class T shares.

After-tax returns are calculated using the historical highest individual federal marginal income tax rates and do not reflect the impact of state and local taxes. Actual after-tax returns depend on an investor's tax situation and may differ from those shown. After-tax returns shown are not relevant to investors who hold their shares through tax-advantaged arrangements, such as 401(k) plans, qualified plans, education savings accounts, such as 529 plans, or individual retirement accounts. The after-tax returns are shown for only one class of the Fund. After-tax returns for the other classes of the Fund will vary. Index performance reflects no deduction for fees, expenses or taxes.

## Management

### Investment Adviser

Loomis, Sayles & Company, L.P.

### Portfolio Managers

Matthew J. Eagan, CFA<sup>®</sup>, Executive Vice President and Director of the Adviser, has served as co-portfolio manager of the Fund since 2002.

Brian P. Kennedy, Vice President of the Adviser, has served as co-portfolio manager of the Fund since 2018.

Elaine M. Stokes, Executive Vice President and Director of the Adviser, served as associate portfolio manager of the Fund from 2007 to 2012 and has served as co-portfolio manager of the Fund since 2012.

Todd P. Vandam, CFA<sup>®</sup>, Vice President of the Adviser, has served as co-portfolio manager of the Fund since 2018.

## Purchase and Sale of Fund Shares

### Class A and C Shares

The following chart shows the investment minimums for various types of accounts:

Type of Account	Minimum Initial Purchase	Minimum Subsequent Purchase
Any account other than those listed below	\$ 2,500	\$ 50
For shareholders participating in Natixis Funds' Investment Builder Program	\$ 1,000	\$ 50
For Traditional IRA, Roth IRA, Rollover IRA, SEP-IRA and Keogh plans using the Natixis Funds' prototype document (direct accounts, not held through intermediary)	\$ 1,000	\$ 50
Coverdell Education Savings Accounts using the Natixis Funds' prototype document (direct accounts, not held through intermediary)	\$ 500	\$ 50

There is no initial or subsequent investment minimum for:

- **Fee Based Programs** (such as wrap accounts) where an advisory fee is paid to the broker-dealer or other financial intermediary. Please consult your financial representative to determine if your fee based program is subject to additional or different conditions or fees.
- **Certain Retirement Plans.** Please consult your retirement plan administrator to determine if your retirement plan is subject to additional or different conditions or fees imposed by the plan administrator.
- Clients of a **Registered Investment Adviser** where the Registered Investment Adviser receives an advisory, management or consulting fee.

The minimum investment requirements for Class A shares may be waived or lowered for investments effected through certain financial intermediaries that have entered into special arrangements with Natixis Distribution, L.P. (the "Distributor"). Consult your financial intermediary for additional information regarding the minimum investment requirement applicable to your investment.

### Class N Shares

Class N shares of the Fund are subject to a \$1,000,000 initial investment minimum. This minimum applies to Fee Based Programs and accounts (such as wrap accounts) where an advisory fee is paid to the broker-dealer or other financial intermediary, accounts established via a transfer, or any other transaction in which a new account is established. There is no subsequent investment minimum for these shares. There is no initial investment minimum for:

- **Certain Retirement Plans.** Please consult your retirement plan administrator to determine if your retirement plan is subject to additional or different conditions or fees imposed by the plan administrator.
- **Sub-accounts** held within an omnibus account, where the omnibus account has at least \$1,000,000.
- **Funds of funds** that are distributed by the Distributor.

## Fund Summary

---

In its sole discretion, the Distributor may waive the investment minimum requirement for accounts as to which the Distributor reasonably believes will have enough assets to exceed the investment minimum requirement within a relatively short period of time following the establishment date of such accounts in Class N. If, after two years, an account's value does not exceed the investment minimum requirement, the Distributor and the Fund reserve the right to redeem such account.

### Class T Shares

Class T shares of the Fund are not currently available for purchase.

Class T shares of the Fund may only be purchased by investors who are investing through an authorized third party, such as a broker-dealer or other financial intermediary, that has entered into a selling agreement with the Distributor. Investors may not hold Class T shares directly with the Fund. Class T shares are subject to a minimum initial investment of \$2,500 and a minimum subsequent investment of \$50. Not all financial intermediaries make Class T shares available to their clients.

### Class Y Shares

Class Y shares of the Fund are generally subject to a minimum initial investment of \$100,000 and a minimum subsequent investment of \$50, except there is no minimum initial or subsequent investment for:

- **Fee Based Programs** (such as wrap accounts) where an advisory fee is paid to the broker-dealer or other financial intermediary. Please consult your financial representative to determine if your fee based program is subject to additional or different conditions or fees.
- **Certain Retirement Plans.** Please consult your retirement plan administrator to determine if your retirement plan is subject to additional or different conditions or fees imposed by the plan administrator.
- **Certain Individual Retirement Accounts** if the amounts invested represent rollover distributions from investments by any of the retirement plans invested in the Fund.
- Clients of a **Registered Investment Adviser** where the Registered Investment Adviser receives an advisory, management or consulting fee.
- **Fund Trustees**, former Fund trustees, employees of affiliates of the Natixis Funds and other individuals who are affiliated with any Natixis Fund (this also applies to any spouse, parents, children, siblings, grandparents, grandchildren and in-laws of those mentioned) and Natixis affiliate employee benefit plans.

At the discretion of Natixis Advisors, L.P., clients of Natixis Advisors, L.P. and its affiliates may purchase Class Y shares of the Fund below the stated minimums.

Due to operational limitations at your financial intermediary, certain fee based programs, retirement plans, individual retirement accounts and accounts of registered investment advisers may be subject to the investment minimums described above.

The Fund's shares are available for purchase and are redeemable on any business day through your investment dealer, directly from the Fund by writing to the Fund at Natixis Funds, P.O. Box 219579, Kansas City, MO 64121-9579, by exchange, by wire, by internet at [im.natixis.com](http://im.natixis.com) (certain restrictions may apply), through the Automated Clearing House system, or, in the case of redemptions, by telephone at 800-225-5478 or by the Systematic Withdrawal Plan.

## Tax Information

Fund distributions are generally taxable to you as ordinary income or capital gains, except for distributions to retirement plans and other investors that qualify for tax-advantaged treatment under U.S. federal income tax law generally. Investments in such tax-advantaged plans will generally be taxed only upon withdrawal of monies from the tax-advantaged arrangement.

## Payments to Broker-Dealers and Other Financial Intermediaries

If you purchase shares of the Fund through a broker-dealer or other financial intermediary (such as a bank), the Fund and its related companies may pay the intermediary for the sale of the Fund shares and related services. These payments may create a conflict of interest by influencing the broker-dealer or other intermediary and your salesperson to recommend the Fund over another investment. Ask your salesperson or visit your financial intermediary's website for more information.



# Loomis Sayles Intermediate Municipal Bond Fund

## Investment Goal

The Fund seeks a high level of federal tax-exempt current income, consistent with the preservation of capital.

## Fund Fees & Expenses

The following table describes the fees and expenses that you may pay if you buy, hold, and sell shares of the Fund. You may pay other fees, such as brokerage commissions and other fees to financial intermediaries, which are not reflected in this table. You may qualify for sales charge discounts if you and your family invest, or agree to invest in the future, at least \$100,000 in the Natixis Funds Complex. More information about these and other discounts is available from your financial professional and in the section "How Sales Charges Are Calculated" on page 75 of the Prospectus, in Appendix A to the Prospectus and on page 136 in the section "Reduced Sales Charges" of the Statement of Additional Information ("SAI").

### Shareholder Fees

(fees paid directly from your investment)

	Class A	Class C	Class T	Class Y
Maximum sales charge (load) imposed on purchases (as a percentage of offering price)	3.00%	None	2.50%	None
Maximum deferred sales charge (load) (as a percentage of original purchase price or redemption proceeds, as applicable)	None*	1.00%	None	None
Redemption fees	None	None	None	None

\* A 0.75% contingent deferred sales charge ("CDSC") may apply to certain purchases of Class A shares of \$500,000 or more that are redeemed within eighteen months of the date of purchase.

### Annual Fund Operating Expenses

(expenses that you pay each year as a percentage of the value of your investment)

	Class A	Class C	Class T	Class Y
Management fees	0.40%	0.40%	0.40%	0.40%
Distribution and/or service (12b-1) fees	0.25%	1.00%	0.25%	0.00%
Other expenses <sup>1</sup>	0.78%	0.78%	0.78% <sup>2</sup>	0.77%
Total annual fund operating expenses	1.43%	2.18%	1.43%	1.17%
Fee waiver and/or expense reimbursement <sup>3</sup>	0.72%	0.72%	0.72%	0.71%
Total annual fund operating expenses after fee waiver and/or expense reimbursement	0.71%	1.46%	0.71%	0.46%

1 The expense information shown in the table above includes acquired fund fees and expenses of less than 0.01%; the ratios differ from the expense information disclosed in the Fund's financial highlights table because the financial highlights table reflects the operating expenses of the Fund and does not include acquired fund fees and expenses.

2 Other expenses for Class T shares are estimated for the current fiscal year.

3 The Fund's investment adviser has given a binding contractual undertaking to the Fund to limit the amount of the Fund's total annual fund operating expenses to 0.70%, 1.45%, 0.70% and 0.45% of the Fund's average daily net assets for Class A, Class C, Class T and Class Y shares, respectively, exclusive of brokerage expenses, interest expense, taxes, acquired fund fees and expenses, organizational and extraordinary expenses, such as litigation and indemnification expenses. This undertaking is in effect through April 30, 2022 and may be terminated before then only with the consent of the Fund's Board of Trustees. The Adviser will be permitted to recover, on a class by class basis, management fees waived and/or expenses reimbursed to the extent that expenses in later periods fall below the applicable expense limitations for Class A, Class C, Class T and Class Y shares. The Fund will not be obligated to repay any such waived/reimbursed fees and expenses more than one year after the end of the fiscal year in which the fees or expenses were waived/reimbursed.

### Example

This example is intended to help you compare the cost of investing in the Fund with the cost of investing in other mutual funds. The example assumes that you invest \$10,000 in the Fund for the time periods indicated and then redeem all of your shares at the end of those periods (except where indicated). The example also assumes that your investment has a 5% return each year and that the Fund's operating expenses remain the same, except that the example is based on the Total Annual Fund Operating Expenses After Fee Waiver and/or Expense Reimbursement assuming that such waiver and/or reimbursement will only be in place through the date noted above and on the Total Annual Fund Operating Expenses for the remaining periods. The example for Class C shares for the ten-year period reflects the conversion to Class A shares after eight years. The example does not take into account brokerage commissions and other fees to financial intermediaries that you may pay on your purchases and sales of shares of the Fund. Although your actual costs may be higher or lower, based on these assumptions your costs would be:

## Fund Summary

<b>If shares are redeemed:</b>	<b>1 year</b>	<b>3 years</b>	<b>5 years</b>	<b>10 years</b>
Class A	\$ 370	\$ 670	\$ 992	\$ 1,901
Class C	\$ 249	\$ 613	\$ 1,104	\$ 2,266
Class T	\$ 321	\$ 622	\$ 945	\$ 1,860
Class Y	\$ 47	\$ 301	\$ 575	\$ 1,357

<b>If shares are not redeemed:</b>	<b>1 year</b>	<b>3 years</b>	<b>5 years</b>	<b>10 years</b>
Class C	\$ 149	\$ 613	\$ 1,104	\$ 2,266

### Portfolio Turnover

The Fund pays transaction costs, such as commissions, when it buys and sells securities (or “turns over” its portfolio). A higher portfolio turnover rate may indicate higher transaction costs and may result in higher taxes for you if your Fund shares are held in a taxable account. These costs, which are not reflected in annual fund operating expenses or in the example, affect the Fund’s performance. During its most recently ended fiscal year, the Fund’s portfolio turnover rate was 41% of the average value of its portfolio.

## Investments, Risks and Performance

### Principal Investment Strategies

Under normal market conditions, the Fund will invest at least 80% of its net assets (plus borrowings made for investment purposes) in municipal securities that pay interest exempt from federal income taxes. Municipal securities are debt instruments typically issued by or on behalf of state and local governments, territories or possessions of the United States, including the District of Columbia, and their political subdivisions, agencies and instrumentalities and may include general obligation, revenue and private activity bonds and notes. In addition, the Fund may invest up to 20% of its assets in securities that pay interest subject to federal income taxation. The Fund may invest up to 20% of its assets in debt securities subject to the federal alternative minimum tax. The Fund’s investments may include securities issued by the U.S. government, its agencies and instrumentalities and corporate debt securities. The Fund will invest primarily in investment grade fixed-income securities. “Investment grade” securities are those securities that are rated in one of the top four ratings categories at the time of purchase by at least one of the three major ratings agencies (Moody’s Investors Service, Inc., Fitch Investors Services, Inc. or S&P Global Ratings), or, if unrated, are determined by Loomis, Sayles & Company, L.P. (“Loomis Sayles” or the “Subadviser”) to be of comparable quality. The Subadviser considers pre-refunded bonds and municipal securities escrowed to maturity using U.S. Treasury securities or U.S. government agency securities to be investment grade securities, regardless of rating. The Fund may also invest up to 10% of its assets in securities that are not investment grade (commonly known as “junk bonds”). Under normal circumstances, the dollar-weighted average effective maturity of the Fund’s portfolio is expected to be between 3 and 10 years although the Fund may invest in securities of any maturity.

The portfolio management team seeks to build a portfolio based on a number of factors including sector, duration and maturity distribution, yield, expected return, credit momentum outlook (sector and security level), credit quality, security structure, issue size and liquidity. Through the use of quantitative and fundamental analysis, the pool of possible portfolio investments is screened using these factors to arrive at a narrower universe of securities that the Subadviser believes are suitable for the Fund’s portfolio.

Potential investments are also subject to a portfolio risk assessment that may include the following:

- Determining the ability of creditors to fully repay debt obligations in a timely manner.
- Use of a wide variety of internal and external quantitative and analytical and informational sources to assess likelihood of repayment.
- Monitoring rating agency and third party surveillance sources with an emphasis on core holdings.

The Subadviser may sell a security for a variety of reasons, including duration management, yield curve positioning, sector rotation, a change in credit momentum outlook or if more attractive investment opportunities are identified.

The Fund may also:

- Invest in when-issued securities and securities issued pursuant to Rule 144A under the Securities Act of 1933 (“Rule 144A securities”).
- Enter into futures transactions for hedging and investment purposes.
- Invest in other investment companies to the extent permitted by the Investment Company Act of 1940.

### Principal Investment Risks

The principal risks of investing in the Fund are summarized below. The Fund does not represent a complete investment program. You may lose money by investing in the Fund.

## Fund Summary

---

The significance of any specific risk to an investment in the Fund will vary over time, depending on the composition of the Fund's portfolio, market conditions, and other factors. You should read all of the risk information presented below carefully, because any one or more of these risks may result in losses to the Fund.

**Market/Issuer Risk:** The market value of the Fund's investments will move up and down, sometimes rapidly and unpredictably, based upon overall market and economic conditions, as well as a number of reasons that directly relate to the issuers of the Fund's investments, such as management performance, financial condition and demand for the issuers' goods and services.

**Interest Rate Risk:** Interest rate risk is the risk that the value of the Fund's investments will fall if interest rates rise. Generally, the value of fixed-income securities rises when prevailing interest rates fall and falls when interest rates rise. Interest rate risk generally is greater for funds that invest in fixed-income securities with relatively longer durations than for funds that invest in fixed-income securities with shorter durations. In addition, an economic downturn or period of rising interest rates could adversely affect the market for these securities and reduce the Fund's ability to sell them, negatively impacting the performance of the Fund. Potential future changes in government monetary policy may affect the level of interest rates.

**Management Risk:** A strategy used by the Fund's portfolio managers may fail to produce the intended result.

**Liquidity Risk:** Liquidity risk is the risk that the Fund may be unable to find a buyer for its investments when it seeks to sell them or to receive the price it expects. Decreases in the number of financial institutions willing to make markets in the Fund's investments or in their capacity or willingness to transact may increase the Fund's exposure to this risk. Events that may lead to increased redemptions, such as market disruptions or increases in interest rates, may also negatively impact the liquidity of the Fund's investments when it needs to dispose of them. If the Fund is forced to sell its investments at an unfavorable time and/or under adverse conditions in order to meet redemption requests, such sales could negatively affect the Fund. Securities acquired in a private placement, such as Rule 144A securities, are generally subject to significant liquidity risk because they are subject to strict restrictions on resale and there may be no liquid secondary market or ready purchaser for such securities. Derivatives, and particularly over-the-counter ("OTC") derivatives, are generally subject to liquidity risk as well. Liquidity issues may also make it difficult to value the Fund's investments.

**Investments in Other Investment Companies Risk:** The Fund will indirectly bear the management, service and other fees of any other investment companies, including exchange-traded funds, in which it invests in addition to its own expenses.

**Below Investment Grade Fixed-Income Securities Risk:** The Fund's investments in below investment grade fixed-income securities, also known as "junk bonds," may be subject to greater risks than other fixed-income securities, including being subject to greater levels of interest rate risk, credit/counterparty risk (including a greater risk of default) and liquidity risk. The ability of the issuer to make principal and interest payments is predominantly speculative for below investment grade fixed-income securities.

**Credit/Counterparty Risk:** Credit/counterparty risk is the risk that the issuer or guarantor of a fixed-income security, or the counterparty to a derivatives or other transaction, will be unable or unwilling to make timely payments of interest or principal or to otherwise honor its obligations. As a result, the Fund may sustain losses or be unable or delayed in its ability to realize gains. The Fund will be subject to credit/counterparty risk with respect to the counterparties to its derivatives transactions. This risk will be heightened to the extent the Fund enters into derivative transactions with a single counterparty (or affiliated counterparties that are part of the same organization), causing the Fund to have significant exposure to such counterparty. Many of the protections afforded to participants on organized exchanges and clearing houses, such as the performance guarantee given by a central clearing house, are not available in connection with over-the-counter ("OTC") derivatives transactions. For centrally cleared derivatives, such as futures, the primary credit/counterparty risk is the creditworthiness of the Fund's clearing broker and the central clearing house itself.

**Cybersecurity and Technology Risk:** The Fund, its service providers, and other market participants increasingly depend on complex information technology and communications systems, which are subject to a number of different threats and risks that could adversely affect the Fund and its shareholders. Cybersecurity and other operational and technology issues may result in financial losses to the Fund and its shareholders.

**Derivatives Risk:** Derivative instruments (such as those in which the Fund may invest, including futures transactions) are subject to changes in the value of the underlying assets or indices on which such instruments are based. There is no guarantee that the use of derivatives will be effective or that suitable transactions will be available. Even a small investment in derivatives may give rise to leverage risk and can have a significant impact on the Fund's exposure to securities markets values, interest rates or currency exchange rates. It is possible that the Fund's liquid assets may be insufficient to support its obligations under its derivatives positions. The use of derivatives for other than hedging purposes may be considered a speculative activity, and involves greater risks than are involved in hedging. The use of derivatives may cause the Fund to incur losses greater than those that would have occurred had derivatives not been used. The Fund's use of derivatives, such as futures transactions, involves other risks, such as the credit risk relating to the other party to a derivative contract (which is greater for over-the-counter traded derivatives), the risk of difficulties in pricing and valuation, the risk that changes in the value of a derivative may not correlate as expected with changes in the value of relevant assets, rates or indices, liquidity risk, allocation risk and the risk of losing more than the initial margin (if any) required to initiate derivatives positions. There is also the risk that the Fund may be unable to terminate or sell a derivatives position at an advantageous time or price. The Fund's derivative counterparties may experience financial difficulties or otherwise be unwilling or unable to honor their obligations, possibly resulting in losses to the Fund.

**Large Investor Risk:** Ownership of shares of the Fund may be concentrated in one or a few large investors. Such investors may redeem shares in large quantities or on a frequent basis. Redemptions by a large investor can affect the performance of the Fund, may increase realized capital gains, including short-term capital gains taxable as ordinary income, may accelerate the realization of taxable income to shareholders and may increase transaction costs.

## Fund Summary

These transactions potentially limit the use of any capital loss carryforwards and certain other losses to offset future realized capital gains (if any). Such transactions may also increase the Fund's expenses.

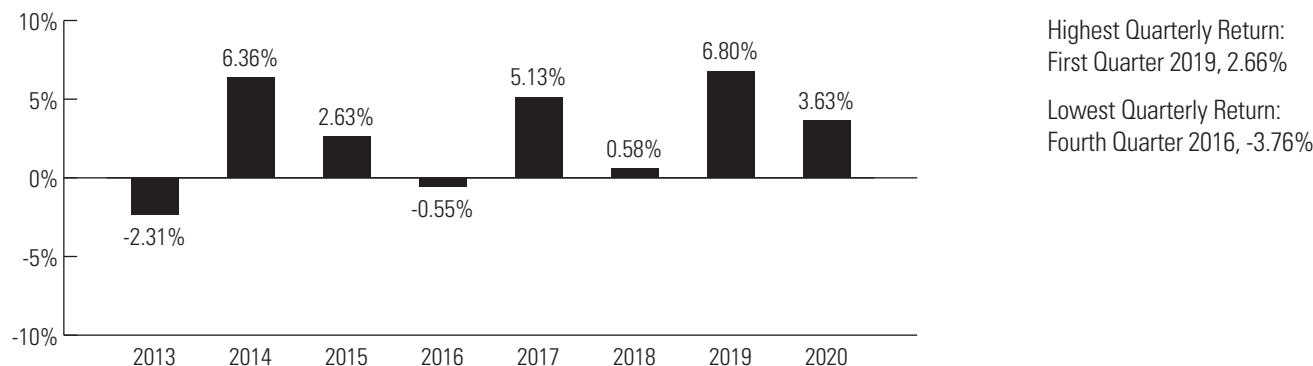
**Municipal Securities Risk:** Municipal bonds are investments issued by states, cities, public authorities or political subdivisions to raise money for public purposes, including general obligation bonds and revenue obligations. Municipal securities are subject to information risk, liquidity risk, credit risk and the risks that economic, political, fiscal or regulatory events, legislative changes and the enforceability of rights of municipal bond holders could adversely affect the values of municipal bonds. Municipal obligations may be susceptible to downgrades or defaults during recessions or similar periods of economic stress and insolvent municipalities may file for bankruptcy, which could significantly affect the rights of creditors and the value of the municipal securities. In addition, if the municipal securities held by the Fund fail to meet certain legal requirements allowing interest distributed from such securities to be tax-exempt, the interest received and distributed to shareholders by the Fund may be taxable.

### Risk/Return Bar Chart and Table

The bar chart and table shown below provide some indication of the risks of investing in the Fund by showing changes in the Fund's performance from year-to-year and by showing how the Fund's average annual returns for the one-year, five-year and life-of-fund periods (as applicable) compare to those of a broad measure of market performance. Class C shares will automatically convert to Class A shares after eight years. The Fund's past performance (before and after taxes) does not necessarily indicate how the Fund will perform in the future. Updated performance information is available online at [im.natixis.com](http://im.natixis.com) and/or by calling the Fund toll-free at 800-225-5478.

The chart does not reflect any sales charge that you may be required to pay when you buy or redeem the Fund's shares. A sales charge will reduce your return.

### Total Returns for Class Y Shares



### Average Annual Total Returns

(for the periods ended December 31, 2020)

	Past 1 Year	Past 5 Years	Life of Fund (12/31/12)
Class Y - Return Before Taxes	3.63%	3.08%	2.74%
Return After Taxes on Distributions	3.63%	3.08%	2.74%
Return After Taxes on Distributions and Sale of Fund Shares	2.99%	2.87%	2.55%
Class A - Return Before Taxes	0.38%	2.21%	2.06%
Class C - Return Before Taxes	1.71%	2.06%	1.70%
Class T - Return Before Taxes	0.85%	2.31%	2.14%
Bloomberg Barclays Municipal Bond Index	5.21%	3.91%	3.61%

The Fund did not have Class T shares outstanding during the periods shown above. The returns of Class T shares would have been substantially similar to the returns of the Fund's other share classes because they would have been invested in the same portfolio of securities and would only differ to the extent the other share classes did not have the same expenses. Performance of Class T shares shown above is that of Class A shares, which have the same expenses as Class T shares, restated to reflect the different sales load applicable to Class T shares.

After-tax returns are calculated using the historical highest individual federal marginal income tax rates and do not reflect the impact of state and local taxes. Actual after-tax returns depend on an investor's tax situation and may differ from those shown. After-tax returns shown are not relevant to investors who hold their shares through tax-advantaged arrangements, such as 401(k) plans, qualified plans, education savings accounts, such as 529 plans, or individual retirement accounts. The after-tax returns are shown for only one class of the Fund. After-tax returns for the other classes of the Fund will vary. Index performance reflects no deduction for fees, expenses or taxes.

## Management

### Investment Adviser

Natixis Advisors, L.P. (“Natixis Advisors”)

### Investment Subadviser

Loomis, Sayles & Company, L.P. (“Loomis Sayles”)

### Portfolio Managers

Dawn Mangerson, Vice President of Loomis Sayles, has served as co-portfolio manager of the Fund since 2012.

James Grabovac, CFA®, Vice President of Loomis Sayles, has served as co-portfolio manager of the Fund since 2012.

Lawrence Jones, Vice President of Loomis Sayles, has served as co-portfolio manager of the Fund since 2012.

## Purchase and Sale of Fund Shares

### Class A and C Shares

The following chart shows the investment minimums for various types of accounts:

Type of Account	Minimum Initial Purchase	Minimum Subsequent Purchase
Any account other than those listed below	\$ 2,500	\$ 50
For shareholders participating in Natixis Funds’ Investment Builder Program	\$ 1,000	\$ 50
For Traditional IRA, Roth IRA, Rollover IRA, SEP-IRA and Keogh plans using the Natixis Funds’ prototype document (direct accounts, not held through intermediary)	\$ 1,000	\$ 50
Coverdell Education Savings Accounts using the Natixis Funds’ prototype document (direct accounts, not held through intermediary)	\$ 500	\$ 50

There is no initial or subsequent investment minimum for:

- **Fee Based Programs** (such as wrap accounts) where an advisory fee is paid to the broker-dealer or other financial intermediary. Please consult your financial representative to determine if your fee based program is subject to additional or different conditions or fees.
- **Certain Retirement Plans.** Please consult your retirement plan administrator to determine if your retirement plan is subject to additional or different conditions or fees imposed by the plan administrator.
- Clients of a **Registered Investment Adviser** where the Registered Investment Adviser receives an advisory, management or consulting fee.

The minimum investment requirements for Class A shares may be waived or lowered for investments effected through certain financial intermediaries that have entered into special arrangements with Natixis Distribution, L.P. (the “Distributor”). Consult your financial intermediary for additional information regarding the minimum investment requirement applicable to your investment.

### Class T Shares

Class T shares of the Fund are not currently available for purchase.

Class T shares of the Fund may only be purchased by investors who are investing through an authorized third party, such as a broker-dealer or other financial intermediary, that has entered into a selling agreement with the Distributor. Investors may not hold Class T shares directly with the Fund. Class T shares are subject to a minimum initial investment of \$2,500 and a minimum subsequent investment of \$50. Not all financial intermediaries make Class T shares available to their clients.

### Class Y Shares

Class Y shares of the Fund are generally subject to a minimum initial investment of \$100,000 and a minimum subsequent investment of \$50, except there is no minimum initial or subsequent investment for:

- **Fee Based Programs** (such as wrap accounts) where an advisory fee is paid to the broker-dealer or other financial intermediary. Please consult your financial representative to determine if your fee based program is subject to additional or different conditions or fees.
- **Certain Retirement Plans.** Please consult your retirement plan administrator to determine if your retirement plan is subject to additional or different conditions or fees imposed by the plan administrator.
- **Certain Individual Retirement Accounts** if the amounts invested represent rollover distributions from investments by any of the retirement plans invested in the Fund.
- Clients of a **Registered Investment Adviser** where the Registered Investment Adviser receives an advisory, management or consulting fee.
- **Fund Trustees,** former Fund trustees, employees of affiliates of the Natixis Funds and other individuals who are affiliated with any Natixis Fund (this also

## Fund Summary

---

applies to any spouse, parents, children, siblings, grandparents, grandchildren and in-laws of those mentioned) and Natixis affiliate employee benefit plans.

At the discretion of Natixis Advisors, L.P., clients of Natixis Advisors, L.P. and its affiliates may purchase Class Y shares of the Fund below the stated minimums.

Due to operational limitations at your financial intermediary, certain fee based programs, retirement plans, individual retirement accounts and accounts of registered investment advisers may be subject to the investment minimums described above.

The Fund's shares are available for purchase and are redeemable on any business day through your investment dealer, directly from the Fund by writing to the Fund at Natixis Funds, P.O. Box 219579, Kansas City, MO 64121-9579, by exchange, by wire, by internet at [im.natixis.com](http://im.natixis.com) (certain restrictions may apply), through the Automated Clearing House system, or, in the case of redemptions, by telephone at 800-225-5478 or by the Systematic Withdrawal Plan.

## Tax Information

The Fund intends to distribute exempt-interest dividends, which are exempt from federal income tax. A portion of the Fund's exempt-interest dividends may be subject to the federal alternative minimum tax. Also, a portion of the Fund's distributions may not qualify as exempt-interest dividends; rather, such portion will generally be taxable to you as ordinary income or capital gains, except for distributions to retirement plans and other investors that qualify for tax-exempt treatment under U.S. federal income tax law generally. Investments in such tax-advantaged plans will generally be taxed only upon withdrawal of monies from the tax-exempt arrangement.

## Payments to Broker-Dealers and Other Financial Intermediaries

If you purchase shares of the Fund through a broker-dealer or other financial intermediary (such as a bank), the Fund and its related companies may pay the intermediary for the sale of the Fund shares and related services. These payments may create a conflict of interest by influencing the broker-dealer or other intermediary and your salesperson to recommend the Fund over another investment. Ask your salesperson or visit your financial intermediary's website for more information.

# Loomis Sayles International Growth Fund

## Investment Goal

The Fund's investment goal is long-term growth of capital.

## Fund Fees & Expenses

The following table describes the fees and expenses that you may pay if you buy, hold, and sell shares of the Fund. You may pay other fees, such as brokerage commissions and other fees to financial intermediaries, which are not reflected in this table. You may qualify for sales charge discounts if you and your family invest, or agree to invest in the future, at least \$50,000 in the Natixis Funds Complex. More information about these and other discounts is available from your financial professional and in the section "How Sales Charges Are Calculated" on page 75 of the Prospectus, in Appendix A to the Prospectus, and on page 136 in the section "Reduced Sales Charges" of the Statement of Additional Information ("SAI").

### Shareholder Fees

(fees paid directly from your investment)

	Class A	Class C	Class N	Class Y
Maximum sales charge (load) imposed on purchases (as a percentage of offering price)	5.75%	None	None	None
Maximum deferred sales charge (load) (as a percentage of original purchase price or redemption proceeds, as applicable)	None*	1.00%	None	None
Redemption fees	None	None	None	None

\* A 1.00% contingent deferred sales charge ("CDSC") may apply to certain purchases of Class A shares of \$1,000,000 or more that are redeemed within eighteen months of the date of purchase.

### Annual Fund Operating Expenses

(expenses that you pay each year as a percentage of the value of your investment)

	Class A	Class C	Class N	Class Y
Management fees	0.75%	0.75%	0.75%	0.75%
Distribution and/or service (12b-1) fees	0.25%	1.00%	0.00%	0.00%
Other expenses <sup>1</sup>	0.60%	0.60%	0.51%	0.60%
Total annual fund operating expenses	1.60%	2.35%	1.26%	1.35%
Fee waiver and/or expense reimbursement <sup>2,3</sup>	0.40%	0.40%	0.36%	0.40%
Total annual fund operating expenses after fee waiver and/or expense reimbursement	1.20%	1.95%	0.90%	0.95%

1 Other expenses are estimated for the current fiscal year.

2 Loomis, Sayles & Company, L.P. ("Loomis Sayles" or the "Adviser") has given a binding contractual undertaking to the Fund to limit the amount of the Fund's total annual fund operating expenses to 1.20%, 1.95%, 0.90% and 0.95% of the Fund's average daily net assets for Class A, C, N and Y shares, respectively, exclusive of brokerage expenses, interest expense, taxes, acquired fund fees and expenses, organizational and extraordinary expenses, such as litigation and indemnification expenses. This undertaking is in effect through April 30, 2022 and may be terminated before then only with the consent of the Fund's Board of Trustees. The Adviser will be permitted to recover, on a class by class basis, management fees waived and/or expenses reimbursed to the extent that expenses in later periods fall below the applicable expense limitations for Class A, C, N and Y shares. The Fund will not be obligated to repay any such waived/reimbursed fees and expenses more than one year after the end of the fiscal year in which the fees or expenses were waived/reimbursed.

3 Natixis Advisors, L.P. ("Natixis Advisors") has given a binding contractual undertaking to the Fund to reimburse any and all transfer agency expenses for Class N shares. This undertaking is in effect through April 30, 2022 and may be terminated before then only with the consent of the Fund's Board of Trustees.

### Example

This example is intended to help you compare the cost of investing in the Fund with the cost of investing in other mutual funds. The example assumes that you invest \$10,000 in the Fund for the time periods indicated and then redeem all of your shares at the end of those periods (except where indicated). The example also assumes that your investment has a 5% return each year and that the Fund's operating expenses remain the same, except that the example is based on the Total Annual Fund Operating Expenses After Fee Waiver and/or Expense Reimbursement assuming that such waiver and/or reimbursement will only be in place through the date noted above and on the Total Annual Fund Operating Expenses for the remaining periods. The example does not take into account brokerage commissions and other fees to financial intermediaries that you may pay on your purchases and sales of shares of the Fund. Although your actual costs may be higher or lower, based on these assumptions your costs would be:

If shares are redeemed:	1 year	3 years
Class A	\$ 690	\$ 1,014
Class C	\$ 298	\$ 695

## Fund Summary

<b>If shares are redeemed:</b>	<b>1 year</b>	<b>3 years</b>
Class N	\$ 92	\$ 364
Class Y	\$ 97	\$ 388

<b>If shares are not redeemed:</b>	<b>1 year</b>	<b>3 years</b>
Class C	\$ 198	\$ 695

### Portfolio Turnover

The Fund pays transaction costs, such as commissions, when it buys and sells securities (or “turns over” its portfolio). A higher portfolio turnover rate may indicate higher transaction costs and may result in higher taxes for you if your Fund shares are held in a taxable account. These costs, which are not reflected in annual fund operating expenses or in the example, affect the Fund’s performance. For the period from the Fund’s commencement of operations on December 15, 2020 through December 31, 2020, the Fund’s portfolio turnover rate was 1% of the average value of its portfolio.

## Investments, Risks and Performance

### Principal Investment Strategies

Under normal market conditions, the Fund will invest primarily in equity securities, including common stocks and depositary receipts. The Fund will primarily invest in securities of companies that maintain their principal place of business or conduct their principal business activities outside the U.S., companies that have their securities traded on non-U.S. exchanges or companies that have been formed under the laws of non-U.S. countries. The Fund will invest in securities that provide exposure to no fewer than three countries outside the U.S. including companies located in emerging markets. Notwithstanding the foregoing, the Adviser does not consider a security to be foreign if it is included in the U.S. equity indices published by S&P Global Ratings or Russell Investments or if the security’s country of risk defined by Bloomberg is the U.S.

The Fund’s portfolio manager employs a growth style of equity management, which means that the Fund seeks to invest in companies with sustainable competitive advantages versus others, long-term structural growth drivers that will lead to above-average future cash flow growth, attractive cash flow returns on invested capital, and management teams focused on creating long-term value for shareholders. The Fund’s portfolio manager also aims to invest in companies when they trade at a significant discount to the estimate of intrinsic value (i.e., companies with share prices trading significantly below what the portfolio manager believes the share price should be).

The Fund will consider selling a portfolio investment when the portfolio manager believes an unfavorable structural change occurs within a given business or the markets in which it operates, when a critical underlying investment assumption is flawed, when a more attractive reward-to-risk opportunity becomes available, when the current price fully reflects intrinsic value, or for other investment reasons which the portfolio manager deems appropriate.

The Fund may also engage in foreign currency transactions (including foreign currency forwards and foreign currency futures) for hedging purposes, invest in options for hedging and investment purposes and invest in securities issued pursuant to Rule 144A under the Securities Act of 1933 (“Rule 144A securities”). The Fund is not limited in the percentage of its assets that it may invest in these instruments.

The Fund is “non-diversified.” As a non-diversified fund, the Fund may invest a greater percentage of its assets in a particular issuer and may invest in fewer issuers, as compared with other mutual funds that are diversified.

### Principal Investment Risks

The principal risks of investing in the Fund are summarized below. The Fund does not represent a complete investment program. You may lose money by investing in the Fund.

The significance of any specific risk to an investment in the Fund will vary over time, depending on the composition of the Fund’s portfolio, market conditions, and other factors. You should read all of the risk information presented below carefully, because any one or more of these risks may result in losses to the Fund.

**Equity Securities Risk:** The value of the Fund’s investments in equity securities could be subject to unpredictable declines in the value of individual securities and periods of below-average performance in individual securities or in the equity market as a whole. Growth stocks are generally more sensitive to market movements than other types of stocks primarily because their stock prices are based heavily on future expectations. If the Adviser’s assessment of the prospects for a company’s growth is wrong, or if the Adviser’s judgment of how other investors will value the company’s growth is wrong, then the price of the company’s stock may fall or not approach the value that the Adviser has placed on it. In the event an issuer is liquidated or declares bankruptcy, the claims of owners of the issuer’s bonds generally take precedence over the claims of those who own preferred stock or common stock.

**Market/Issuer Risk:** The market value of the Fund’s investments will move up and down, sometimes rapidly and unpredictably, based upon overall market and economic conditions, as well as a number of reasons that directly relate to the issuers of the Fund’s investments, such as management performance, financial condition and demand for the issuers’ goods and services.



## Fund Summary

---

**Foreign Securities Risk:** Investments in foreign securities may be subject to greater political, economic, environmental, credit/counterparty and information risks. The Fund's investments in foreign securities also are subject to foreign currency fluctuations and other foreign currency-related risks. Foreign securities may be subject to higher volatility than U.S. securities, varying degrees of regulation and limited liquidity.

**Non-Diversification Risk:** Compared with other mutual funds, the Fund may invest a greater percentage of its assets in a particular issuer and may invest in fewer issuers. Therefore, the Fund may have more risk because changes in the value of a single security or the impact of a single economic, political or regulatory occurrence may have a greater adverse impact on the Fund's net asset value.

**Management Risk:** A strategy used by the Fund's portfolio manager may fail to produce the intended result.

**Liquidity Risk:** Liquidity risk is the risk that the Fund may be unable to find a buyer for its investments when it seeks to sell them or to receive the price it expects. Decreases in the number of financial institutions willing to make markets in the Fund's investments or in their capacity or willingness to transact may increase the Fund's exposure to this risk. Events that may lead to increased redemptions, such as market disruptions or increases in interest rates, may also negatively impact the liquidity of the Fund's investments when it needs to dispose of them. If the Fund is forced to sell its investments at an unfavorable time and/or under adverse conditions in order to meet redemption requests, such sales could negatively affect the Fund. Securities acquired in a private placement, such as Rule 144A securities, are generally subject to significant liquidity risk because they are subject to strict restrictions on resale and there may be no liquid secondary market or ready purchaser for such securities. Derivatives, and particularly over-the-counter ("OTC") derivatives, are generally subject to liquidity risk as well. Liquidity issues may also make it difficult to value the Fund's investments.

**Credit/Counterparty Risk:** Credit/counterparty risk is the risk that the issuer or guarantor of a fixed-income security, or the counterparty to a derivative or other transaction, will be unable or unwilling to make timely payments of interest or principal or to otherwise honor its obligations. As a result, the Fund may sustain losses or be unable or delayed in its ability to realize gains. The Fund will be subject to credit/counterparty risk with respect to the counterparties to its derivatives transactions. This risk will be heightened to the extent the Fund enters into derivative transactions with a single counterparty (or affiliated counterparties that are part of the same organization), causing the Fund to have significant exposure to such counterparty. Many of the protections afforded to participants on organized exchanges and clearing houses, such as the performance guarantee given by a central clearing house, are not available in connection with OTC derivatives transactions, such as foreign currency transactions. For centrally cleared derivatives, such as cleared swaps, futures and many options, the primary credit/counterparty risk is the creditworthiness of the Fund's clearing broker and the central clearing house itself.

**Currency Risk:** Fluctuations in the exchange rates between different currencies may negatively affect an investment. The Fund may be subject to currency risk because it may invest in foreign currency forwards and foreign currency futures and may invest in securities or other instruments denominated in, or that generate income denominated in, foreign currencies. The Fund may elect not to hedge currency risk, or may hedge such risk imperfectly, which may cause the Fund to incur losses that would not have been incurred had the risk been hedged.

**Cybersecurity and Technology Risk:** The Fund, its service providers, and other market participants increasingly depend on complex information technology and communications systems, which are subject to a number of different threats and risks that could adversely affect the Fund and its shareholders. Cybersecurity and other operational and technology issues may result in financial losses to the Fund and its shareholders.

**Derivatives Risk:** Derivative instruments (such as those in which the Fund may invest, including foreign currency forwards, foreign currency futures and options) are subject to changes in the value of the underlying assets or indices on which such instruments are based. There is no guarantee that the use of derivatives will be effective or that suitable transactions will be available. Even a small investment in derivatives may give rise to leverage risk and can have a significant impact on the Fund's exposure to securities markets values, interest rates or currency exchange rates. It is possible that the Fund's liquid assets may be insufficient to support its obligations under its derivatives positions. The use of derivatives for other than hedging purposes may be considered a speculative activity, and involves greater risks than are involved in hedging. The use of derivatives may cause the Fund to incur losses greater than those that would have occurred had derivatives not been used. The Fund's use of derivatives involves other risks, such as the credit risk relating to the other party to a derivative contract (which is greater for forward currency contracts, uncleared swaps and other OTC derivatives), the risk of difficulties in pricing and valuation, the risk that changes in the value of a derivative may not correlate as expected with changes in the value of relevant assets, rates or indices; liquidity risk; allocation risk and the risk of losing more than the initial margin (if any) required to initiate derivatives positions. There is also the risk that the Fund may be unable to terminate or sell a derivative position at an advantageous time or price. The Fund's derivative counterparties may experience financial difficulties or otherwise be unwilling or unable to honor their obligations, possibly resulting in losses to the Fund.

**Emerging Markets Risk:** In addition to the risks of investing in foreign investments generally, emerging markets investments are subject to greater risks arising from political or economic instability, nationalization or confiscatory taxation, currency exchange restrictions, sanctions by other countries (such as the United States) and an issuer's unwillingness or inability to make principal or interest payments on its obligations. Emerging markets companies may be smaller and have shorter operating histories than companies in developed markets.

**Large Investor Risk:** Ownership of shares of the Fund may be concentrated in one or a few large investors. Such investors may redeem shares in large quantities or on a frequent basis. Redemptions by a large investor can affect the performance of the Fund, may increase realized capital gains, including short-term capital gains taxable as ordinary income, may accelerate the realization of taxable income to shareholders and may increase transaction costs. These transactions potentially limit the use of any capital loss carryforwards and certain other losses to offset future realized capital gains (if any). Such transactions may also increase the Fund's expenses.

## Fund Summary

**Leverage Risk:** Leverage is the risk associated with securities or investment practices (e.g., borrowing and the use of certain derivatives) that multiply small index, market or asset-price movements into larger changes in value. The use of leverage increases the impact of gains and losses on the Fund's returns, and may lead to significant losses if investments are not successful.

**Small- and Mid-Capitalization Companies Risk:** Compared to large-capitalization companies, small- and mid-capitalization companies are more likely to have limited product lines, markets or financial resources. Stocks of these companies often trade less frequently and in limited volume and their prices may fluctuate more than stocks of large-capitalization companies. As a result, it may be relatively more difficult for the Fund to buy and sell securities of small- and mid-capitalization companies.

### Risk/Return Bar Chart and Table

Because the Fund has not yet completed a full calendar year, information related to Fund performance, including a bar chart showing annual returns, has not been included in this Prospectus. The performance information provided by the Fund in the future will give some indication of the risks of an investment in the Fund by showing changes in the Fund's performance from year to year and by showing how the Fund's average annual returns compare against those of a broad measure of market performance. The Fund's past performance (before and after taxes) does not necessarily indicate how the Fund will perform in the future. Updated performance information is available online at [im.natixis.com](http://im.natixis.com) and/or by calling the Fund toll-free at 800-225-5478.

## Management

### Investment Adviser

Loomis, Sayles & Company, L.P.

### Portfolio Manager

Aziz V. Hamzaogullari, CFA<sup>®</sup>, Chief Investment Officer and Founder of the Growth Equity Strategies Team, Executive Vice President and Director of the Adviser, has served as portfolio manager of the Fund since 2020.

## Purchase and Sale of Fund Shares

### Class A and C Shares

The following chart shows the investment minimums for various types of accounts:

Type of Account	Minimum Initial Purchase	Minimum Subsequent Purchase
Any account other than those listed below	\$ 2,500	\$ 50
For shareholders participating in Natixis Funds' Investment Builder Program	\$ 1,000	\$ 50
For Traditional IRA, Roth IRA, Rollover IRA, SEP-IRA and Keogh plans using the Natixis Funds' prototype document (direct accounts, not held through intermediary)	\$ 1,000	\$ 50
Coverdell Education Savings Accounts using the Natixis Funds' prototype document (direct accounts, not held through intermediary)	\$ 500	\$ 50

There is no initial or subsequent investment minimum for:

- **Fee Based Programs** (such as wrap accounts) where an advisory fee is paid to the broker-dealer or other financial intermediary. Please consult your financial representative to determine if your fee based program is subject to additional or different conditions or fees.
- **Certain Retirement Plans.** Please consult your retirement plan administrator to determine if your retirement plan is subject to additional or different conditions or fees imposed by the plan administrator.
- Clients of a **Registered Investment Adviser** where the Registered Investment Adviser receives an advisory, management or consulting fee.

The minimum investment requirements for Class A shares may be waived or lowered for investments effected through certain financial intermediaries that have entered into special arrangements with Natixis Distribution, L.P. (the "Distributor"). Consult your financial intermediary for additional information regarding the minimum investment requirement applicable to your investment.

### Class N Shares

Class N shares of the Fund are subject to a \$1,000,000 initial investment minimum. This minimum applies to Fee Based Programs and accounts (such as wrap accounts) where an advisory fee is paid to the broker-dealer or other financial intermediary, accounts established via a transfer, or any other transaction in which a new account is established. There is no subsequent investment minimum for these shares. There is no initial investment minimum for:

- **Certain Retirement Plans.** Please consult your retirement plan administrator to determine if your retirement plan is subject to additional or different conditions or fees imposed by the plan administrator.
- **Sub-accounts** held within an omnibus account, where the omnibus account has at least \$1,000,000.
- **Funds of funds** that are distributed by the Distributor.

## Fund Summary

---

In its sole discretion, the Distributor may waive the investment minimum requirement for accounts as to which the Distributor reasonably believes will have enough assets to exceed the investment minimum requirement within a relatively short period of time following the establishment date of such accounts in Class N. If, after two years, an account's value does not exceed the investment minimum requirement, the Distributor and the Fund reserve the right to redeem such account.

### Class Y Shares

Class Y shares of the Fund are generally subject to a minimum initial investment of \$100,000 and a minimum subsequent investment of \$50, except there is no minimum initial or subsequent investment for:

- **Fee Based Programs** (such as wrap accounts) where an advisory fee is paid to the broker-dealer or other financial intermediary. Please consult your financial representative to determine if your fee based program is subject to additional or different conditions or fees.
- **Certain Retirement Plans.** Please consult your retirement plan administrator to determine if your retirement plan is subject to additional or different conditions or fees imposed by the plan administrator.
- **Certain Individual Retirement Accounts** if the amounts invested represent rollover distributions from investments by any of the retirement plans invested in the Fund.
- Clients of a **Registered Investment Adviser** where the Registered Investment Adviser receives an advisory, management or consulting fee.
- **Fund Trustees**, former Fund trustees, employees of affiliates of the Natixis Funds and other individuals who are affiliated with any Natixis Fund (this also applies to any spouse, parents, children, siblings, grandparents, grandchildren and in-laws of those mentioned) and Natixis affiliate employee benefit plans.

At the discretion of Natixis Advisors, L.P., clients of Natixis Advisors, L.P. and its affiliates may purchase Class Y shares of the Fund below the stated minimums.

Due to operational limitations at your financial intermediary, certain fee based programs, retirement plans, individual retirement accounts and accounts of registered investment advisers may be subject to the investment minimums described above.

The Fund's shares are available for purchase and are redeemable on any business day through your investment dealer, directly from the Fund by writing to the Fund at Natixis Funds, P.O. Box 219579, Kansas City, MO 64121-9579, by exchange, by wire, by internet at [im.natixis.com](http://im.natixis.com) (certain restrictions may apply), through the Automated Clearing House system, or, in the case of redemptions, by telephone at 800-225-5478 or by the Systematic Withdrawal Plan.

## Tax Information

Fund distributions are generally taxable to you as ordinary income or capital gains, except for distributions to retirement plans and other investors that qualify for tax-advantaged treatment under U.S. federal income tax law generally. Investments in such tax-advantaged plans will generally be taxed only upon withdrawal of monies from the tax-advantaged arrangement.

## Payments to Broker-Dealers and Other Financial Intermediaries

If you purchase shares of the Fund through a broker-dealer or other financial intermediary (such as a bank), the Fund and its related companies may pay the intermediary for the sale of the Fund shares and related services. These payments may create a conflict of interest by influencing the broker-dealer or other intermediary and your salesperson to recommend the Fund over another investment. Ask your salesperson or visit your financial intermediary's website for more information.

# Loomis Sayles Investment Grade Bond Fund

## Investment Goal

The Fund seeks high total investment return through a combination of current income and capital appreciation.

## Fund Fees & Expenses

The following table describes the fees and expenses that you may pay if you buy, hold, and sell shares of the Fund. You may pay other fees, such as brokerage commissions and other fees to financial intermediaries, which are not reflected in this table. You may qualify for sales charge discounts if you and your family invest, or agree to invest in the future, at least \$100,000 in the Natixis Funds Complex. More information about these and other discounts is available from your financial professional and in the section "How Sales Charges Are Calculated" on page 75 of the Prospectus, in Appendix A to the Prospectus and on page 136 in the section "Reduced Sales Charges" of the Statement of Additional Information ("SAI").

## Shareholder Fees

(fees paid directly from your investment)

	Class A	Class C	Class N	Class T	Class Y	Admin Class
Maximum sales charge (load) imposed on purchases (as a percentage of offering price)	4.25%	None	None	2.50%	None	None
Maximum deferred sales charge (load) (as a percentage of original purchase price or redemption proceeds, as applicable)	None*	1.00%	None	None	None	None
Redemption fees	None	None	None	None	None	None

\* A 1.00% contingent deferred sales charge ("CDSC") may apply to certain purchases of Class A shares of \$1,000,000 or more that are redeemed within eighteen months of the date of purchase.

## Annual Fund Operating Expenses

(expenses that you pay each year as a percentage of the value of your investment)

	Class A	Class C	Class N	Class T	Class Y	Admin Class
Management fees	0.40%	0.40%	0.40%	0.40%	0.40%	0.40%
Distribution and/or service (12b-1) fees	0.25%	1.00%	0.00%	0.25%	0.00%	0.25%
Other expenses	0.15%	0.15%	0.07%	0.15% <sup>1</sup>	0.15%	0.40% <sup>2</sup>
Total annual fund operating expenses	0.80%	1.55%	0.47%	0.80%	0.55%	1.05%
Fee waiver and/or expense reimbursement <sup>3</sup>	0.05%	0.05%	0.02%	0.05%	0.05%	0.05%
Total annual fund operating expenses after fee waiver and/or expense reimbursement	0.75%	1.50%	0.45%	0.75%	0.50%	1.00%

<sup>1</sup> Other expenses for Class T shares are estimated for the current fiscal year.

<sup>2</sup> Other expenses include an administrative services fee of 0.25% for Admin Class shares.

<sup>3</sup> Loomis, Sayles & Company, L.P. ("Loomis Sayles" or the "Adviser") has given a binding contractual undertaking to the Fund to limit the amount of the Fund's total annual fund operating expenses to 0.75%, 1.50%, 0.45%, 0.75%, 0.50% and 1.00% of the Fund's average daily net assets for Class A, C, N, T, Y and Admin Class shares, respectively, exclusive of brokerage expenses, interest expense, taxes, acquired fund fees and expenses, organizational and extraordinary expenses, such as litigation and indemnification expenses. This undertaking is in effect through April 30, 2022 and may be terminated before then only with the consent of the Fund's Board of Trustees. The Adviser will be permitted to recover, on a class by class basis, management fees waived and/or expenses reimbursed to the extent that expenses in later periods fall below the applicable expense limitations for Class A, C, N, T, Y and Admin Class shares. The Fund will not be obligated to repay any such waived/reimbursed fees and expenses more than one year after the end of the fiscal year in which the fees or expenses were waived/reimbursed.

## Example

This example is intended to help you compare the cost of investing in the Fund with the cost of investing in other mutual funds. The example assumes that you invest \$10,000 in the Fund for the time periods indicated and then redeem all of your shares at the end of those periods (except where indicated). The example also assumes that your investment has a 5% return each year and that the Fund's operating expenses remain the same, except that the example is based on the Total Annual Fund Operating Expenses After Fee Waiver and/or Expense Reimbursement assuming that such waiver and/or reimbursement will only be in place through the date noted above and on the Total Annual Fund Operating Expenses for the remaining periods. The example for Class C shares for the ten-year period reflects the conversion to Class A shares after eight years. The example does not take into account brokerage commissions and other fees to financial intermediaries that you may pay on your purchases and sales of shares of the Fund. Although your actual costs may be higher or lower, based on these assumptions your costs would be:

If shares are redeemed:	1 year	3 years	5 years	10 years
Class A	\$ 498	\$ 665	\$ 846	\$ 1,368

## Fund Summary

<b>If shares are redeemed:</b>	<b>1 year</b>	<b>3 years</b>	<b>5 years</b>	<b>10 years</b>
Class C	\$ 253	\$ 485	\$ 840	\$ 1,639
Class N	\$ 46	\$ 149	\$ 261	\$ 590
Class T	\$ 325	\$ 494	\$ 678	\$ 1,211
Class Y	\$ 51	\$ 171	\$ 302	\$ 684
Admin Class	\$ 102	\$ 329	\$ 575	\$ 1,278

<b>If shares are not redeemed:</b>	<b>1 year</b>	<b>3 years</b>	<b>5 years</b>	<b>10 years</b>
Class C	\$ 153	\$ 485	\$ 840	\$ 1,639

### Portfolio Turnover

The Fund pays transaction costs, such as commissions, when it buys and sells securities (or “turns over” its portfolio). A higher portfolio turnover rate may indicate higher transaction costs and may result in higher taxes for you if your Fund shares are held in a taxable account. These costs, which are not reflected in annual fund operating expenses or in the example, affect the Fund’s performance. During its most recently ended fiscal year, the Fund’s portfolio turnover rate was 70% of the average value of its portfolio.

## Investments, Risks and Performance

### Principal Investment Strategies

Under normal market conditions, the Fund will invest at least 80% of its net assets (plus any borrowings made for investment purposes) in investment grade fixed-income securities (for example, bonds and other investments that the Adviser believes have similar economic characteristics, such as notes, debentures and loans). “Investment grade” securities are those securities that are rated in one of the top four categories at the time of purchase by at least one of the three major rating agencies — Moody’s Investors Service, Inc. (“Moody’s”), Fitch Investor Services, Inc. (“Fitch”) or S&P Global Ratings (“S&P”) or, if unrated, are determined by the Adviser to be of comparable quality. Although the Fund invests primarily in investment grade fixed-income securities, it may invest up to 15% of its assets in below investment grade fixed-income securities (also known as “junk bonds”). There is no minimum rating for the securities in which the Fund may invest. The Fund may invest in fixed-income securities of any maturity.

In deciding which securities to buy and sell, the Adviser will consider, among other things, the financial strength of the issuer, current interest rates, current valuations, the Adviser’s expectations regarding future changes in interest rates and comparisons of the level of risk associated with particular investments with the Adviser’s expectations concerning the potential return of those investments.

Three themes typically drive the Fund’s investment approach. First, the Adviser generally seeks fixed-income securities of issuers whose credit profiles it believes are improving. Second, the Fund may invest significantly in securities the prices of which the Adviser believes are more sensitive to events related to the underlying issuer than to changes in general interest rates or overall market default rates. The Adviser believes that the Fund may generate positive returns by having a portion of the Fund’s assets invested in non-market-related securities, rather than by relying primarily on changes in interest rates to produce returns for the Fund. Third, the Adviser analyzes different sectors of the economy and differences in the yields (“spreads”) of various fixed-income securities in an effort to find securities that it believes may produce attractive returns for the Fund in comparison to their risk. The Adviser generally prefers securities that are protected against calls (early redemption by the issuer).

In connection with its principal investment strategies, the Fund may invest up to 30% of its assets in U.S. dollar-denominated foreign securities, including emerging markets securities. The Fund may also invest in U.S. dollar-denominated obligations of supranational entities without limit (e.g., the World Bank). Although certain securities purchased by the Fund may be issued by domestic companies incorporated outside of the United States, the Adviser does not consider these securities to be foreign if the issuer is included in the U.S. fixed-income indices published by Bloomberg Barclays. The Fund may also invest in corporate securities, U.S. government securities, commercial paper, zero-coupon securities, collateralized loan obligations, mortgage-backed securities, including mortgage dollar rolls, stripped mortgage-backed securities and collateralized mortgage obligations and other asset-backed securities, when-issued securities, convertible securities, securities issued pursuant to Rule 144A under the Securities Act of 1933 (“Rule 144A securities”) and structured notes. The Fund may also invest in futures, forward contracts and swaps (including credit default swaps) for hedging and investment purposes. Except as provided above or as required by applicable law, the Fund is not limited in the percentage of its assets that it may invest in these instruments.

### Principal Investment Risks

The principal risks of investing in the Fund are summarized below. The Fund does not represent a complete investment program. You may lose money by investing in the Fund.

The significance of any specific risk to an investment in the Fund will vary over time, depending on the composition of the Fund’s portfolio, market conditions, and other factors. You should read all of the risk information presented below carefully, because any one or more of these risks may result in losses to the Fund.

## Fund Summary

---

**Credit/Counterparty Risk:** Credit/counterparty risk is the risk that the issuer or guarantor of a fixed-income security, or the counterparty to a derivative or other transaction, will be unable or unwilling to make timely payments of interest or principal or to otherwise honor its obligations. As a result, the Fund may sustain losses or be unable or delayed in its ability to realize gains. The Fund will be subject to credit/counterparty risk with respect to the counterparties to its derivatives transactions. This risk will be heightened to the extent the Fund enters into derivative transactions with a single counterparty (or affiliated counterparties that are part of the same organization), causing the Fund to have significant exposure to such counterparty. Many of the protections afforded to participants on organized exchanges and clearing houses, such as the performance guarantee given by a central clearing house, are not available in connection with over-the-counter (“OTC”) derivatives transactions, such as foreign currency transactions. For centrally cleared derivatives, such as cleared swaps, futures and many options, the primary credit/counterparty risk is the creditworthiness of the Fund’s clearing broker and the central clearing house itself.

**Interest Rate Risk:** Interest rate risk is the risk that the value of the Fund’s investments will fall if interest rates rise. Generally, the value of fixed-income securities rises when prevailing interest rates fall and falls when interest rates rise. Interest rate risk generally is greater for funds that invest in fixed-income securities with relatively longer durations than for funds that invest in fixed-income securities with shorter durations. The value of zero-coupon securities and securities with longer maturities are generally more sensitive to fluctuations in interest rates than other fixed-income securities. In addition, an economic downturn or period of rising interest rates could adversely affect the market for these securities and reduce the Fund’s ability to sell them, negatively impacting the performance of the Fund. Potential future changes in government monetary policy may affect the level of interest rates.

**Below Investment Grade Fixed-Income Securities Risk:** The Fund’s investments in below investment grade fixed-income securities, also known as “junk bonds,” may be subject to greater risks than other fixed-income securities, including being subject to greater levels of interest rate risk, credit/counterparty risk (including a greater risk of default) and liquidity risk. The ability of the issuer to make principal and interest payments is predominantly speculative for below investment grade fixed-income securities.

**Market/Issuer Risk:** The market value of the Fund’s investments will move up and down, sometimes rapidly and unpredictably, based upon overall market and economic conditions, as well as a number of reasons that directly relate to the issuers of the Fund’s investments, such as management performance, financial condition and demand for the issuers’ goods and services.

**Liquidity Risk:** Liquidity risk is the risk that the Fund may be unable to find a buyer for its investments when it seeks to sell them or to receive the price it expects. Decreases in the number of financial institutions willing to make markets in the Fund’s investments or in their capacity or willingness to transact may increase the Fund’s exposure to this risk. Events that may lead to increased redemptions, such as market disruptions or increases in interest rates, may also negatively impact the liquidity of the Fund’s investments when it needs to dispose of them. If the Fund is forced to sell its investments at an unfavorable time and/or under adverse conditions in order to meet redemption requests, such sales could negatively affect the Fund. Securities acquired in a private placement, such as Rule 144A securities, are generally subject to significant liquidity risk because they are subject to strict restrictions on resale and there may be no liquid secondary market or ready purchaser for such securities. Derivatives, and particularly OTC derivatives, are generally subject to liquidity risk as well. Liquidity issues may also make it difficult to value the Fund’s investments.

**Cybersecurity and Technology Risk:** The Fund, its service providers, and other market participants increasingly depend on complex information technology and communications systems, which are subject to a number of different threats and risks that could adversely affect the Fund and its shareholders. Cybersecurity and other operational and technology issues may result in financial losses to the Fund and its shareholders.

**Derivatives Risk:** Derivative instruments (such as those in which the Fund may invest, including forward currency contracts, structured notes and swap transactions (including credit default swaps)) are subject to changes in the value of the underlying assets or indices on which such instruments are based. There is no guarantee that the use of derivatives will be effective or that suitable transactions will be available. Even a small investment in derivatives may give rise to leverage risk and can have a significant impact on the Fund’s exposure to securities market values, interest rates or currency exchange rates. It is possible that the Fund’s liquid assets may be insufficient to support its obligations under its derivatives positions. The use of derivatives for other than hedging purposes may be considered a speculative activity, and involves greater risks than are involved in hedging. The use of derivatives may cause the Fund to incur losses greater than those that would have occurred had derivatives not been used. The Fund’s use of derivatives, such as forward currency contracts, structured notes and swap transactions (including credit default swaps), involves other risks, such as the credit risk relating to the other party to a derivative contract (which is greater for forward currency contracts, uncleared swaps, and other OTC derivatives), the risk of difficulties in pricing and valuation, the risk that changes in the value of a derivative may not correlate as expected with changes in the value of relevant assets, rates or indices, liquidity risk, allocation risk and the risk of losing more than the initial margin (if any) required to initiate derivative positions. There is also the risk that the Fund may be unable to terminate or sell a derivatives position at an advantageous time or price. The Fund’s derivative counterparties may experience financial difficulties or otherwise be unwilling or unable to honor their obligations, possibly resulting in losses to the Fund.

**Emerging Markets Risk:** In addition to the risks of investing in foreign investments generally, emerging markets investments are subject to greater risks arising from political or economic instability, nationalization or confiscatory taxation, currency exchange restrictions, sanctions by other countries (such as the United States) and an issuer’s unwillingness or inability to make principal or interest payments on its obligations. Emerging markets companies may be smaller and have shorter operating histories than companies in developed markets.

**Foreign Securities Risk:** Investments in foreign securities may be subject to greater political, economic, environmental, credit/counterparty and information risks. Foreign securities may be subject to higher volatility than U.S. securities, varying degrees of regulation and limited liquidity.

## Fund Summary

**Leverage Risk:** Leverage is the risk associated with securities or investment practices (e.g., borrowing and the use of certain derivatives) that multiply small index, market or asset-price movements into larger changes in value. The use of leverage increases the impact of gains and losses on the Fund's returns, and may lead to significant losses if investments are not successful.

**Management Risk:** A strategy used by the Fund's portfolio managers may fail to produce the intended result.

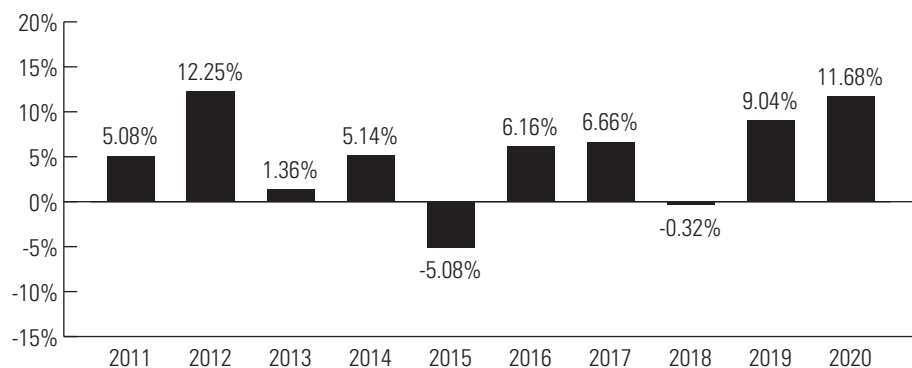
**Mortgage-Related and Asset-Backed Securities Risk:** In addition to the risks associated with investments in fixed-income securities generally (for example, credit, liquidity and valuation risk), mortgage-related and asset-backed securities are subject to the risks of the mortgages and assets underlying the securities as well as prepayment risk, the risk that the securities may be prepaid and result in the reinvestment of the prepaid amounts in securities with lower yields than the prepaid obligations. Conversely, there is a risk that a rise in interest rates will extend the life of a mortgage-related or asset-backed security beyond the expected prepayment time, typically reducing the security's value, which is called extension risk. The Fund also may incur a loss when there is a prepayment of securities that were purchased at a premium. The Fund's investments in other asset-backed securities are subject to risks similar to those associated with mortgage-related securities, as well as additional risks associated with the nature of the assets and the servicing of those assets.

### Risk/Return Bar Chart and Table

The bar chart and table shown below provide some indication of the risks of investing in the Fund by showing changes in the Fund's performance from year-to-year and by showing how the Fund's average annual returns for the one-year, five-year, ten-year, and life-of-class periods (as applicable) compare to those of two broad measures of market performance. The Bloomberg Barclays U.S. Aggregate Bond Index is an unmanaged index that covers the U.S.-dollar-denominated, investment-grade, fixed-rate, taxable bond market of SEC-registered securities. The index includes bonds from the U.S. Treasury, government-related, corporate, mortgage-backed securities, asset-backed securities, and collateralized mortgage-backed securities sectors. Class C shares will automatically convert to Class A shares after eight years. The Fund's past performance (before and after taxes) does not necessarily indicate how the Fund will perform in the future. Updated performance information is available online at [im.natixis.com](http://im.natixis.com) and/or by calling the Fund toll-free at 800-225-5478.

The chart does not reflect any sales charge that you may be required to pay when you buy or redeem the Fund's shares. A sales charge will reduce your return.

### Total Returns for Class Y Shares



Highest Quarterly Return:

Second Quarter 2020, 8.60%

Lowest Quarterly Return:

Second Quarter 2013, -3.16%

### Average Annual Total Returns

(for the periods ended December 31, 2020)

	Past 1 Year	Past 5 Years	Past 10 Years	Life of Class N (2/1/13)
Class Y - Return Before Taxes	11.68%	6.57%	5.07%	-
Return After Taxes on Distributions	8.51%	4.74%	3.12%	-
Return After Taxes on Distributions and Sale of Fund Shares	7.33%	4.41%	3.19%	-
Class A - Return Before Taxes	6.70%	5.39%	4.35%	-
Class C - Return Before Taxes	9.61%	5.52%	4.18%	-
Class N - Return Before Taxes	11.74%	6.65%	-	4.24%
Class T - Return Before Taxes	8.63%	5.77%	4.54%	-
Admin Class - Return Before Taxes	11.17%	6.07%	4.56%	-
Bloomberg Barclays U.S. Government/Credit Bond Index	8.93%	4.98%	4.19%	3.70%
Bloomberg Barclays U.S. Aggregate Bond Index <sup>1</sup>	7.51%	4.44%	3.84%	3.43%

<sup>1</sup> Effective December 31, 2020, the Bloomberg Barclays U.S. Aggregate Bond Index became the Fund's secondary benchmark.

The Fund did not have Class T shares outstanding during the periods shown above. The returns of Class T shares would have been substantially similar to the returns of the Fund's other share classes because they would have been invested in the same portfolio of securities and would only differ to the extent the

## Fund Summary

other share classes did not have the same expenses. Performance of Class T shares shown above is that of Class A shares, which have the same expenses as Class T shares, restated to reflect the different sales load applicable to Class T shares.

After-tax returns are calculated using the historical highest individual federal marginal income tax rates and do not reflect the impact of state and local taxes. Actual after-tax returns depend on an investor's tax situation and may differ from those shown. After-tax returns shown are not relevant to investors who hold their shares through tax-advantaged arrangements, such as 401(k) plans, qualified plans, education savings accounts, such as 529 plans, or individual retirement accounts. The after-tax returns are shown for only one class of the Fund. After-tax returns for the other classes of the Fund will vary. Index performance reflects no deduction for fees, expenses or taxes.

## Management

### Investment Adviser

Loomis, Sayles & Company, L.P.

### Portfolio Managers

Matthew J. Eagan, CFA®, Executive Vice President and Director of the Adviser, served as associate portfolio manager of the Fund from 2006 to 2012 and has served as co-portfolio manager of the Fund since 2012.

Brian P. Kennedy, Vice President of the Adviser, has served as co-portfolio manager of the Fund since 2013.

Elaine M. Stokes, Executive Vice President and Director of the Adviser, served as an associate portfolio manager of the Fund from 2006 to 2012 and has served as co-portfolio manager of the Fund since 2012.

## Purchase and Sale of Fund Shares

### Class A and C Shares

The following chart shows the investment minimums for various types of accounts:

Type of Account	Minimum Initial Purchase	Minimum Subsequent Purchase
Any account other than those listed below	\$ 2,500	\$ 50
For shareholders participating in Natixis Funds' Investment Builder Program	\$ 1,000	\$ 50
For Traditional IRA, Roth IRA, Rollover IRA, SEP-IRA and Keogh plans using the Natixis Funds' prototype document (direct accounts, not held through intermediary)	\$ 1,000	\$ 50
Coverdell Education Savings Accounts using the Natixis Funds' prototype document (direct accounts, not held through intermediary)	\$ 500	\$ 50

There is no initial or subsequent investment minimum for:

- **Fee Based Programs** (such as wrap accounts) where an advisory fee is paid to the broker-dealer or other financial intermediary. Please consult your financial representative to determine if your fee based program is subject to additional or different conditions or fees.
- **Certain Retirement Plans.** Please consult your retirement plan administrator to determine if your retirement plan is subject to additional or different conditions or fees imposed by the plan administrator.
- Clients of a **Registered Investment Adviser** where the Registered Investment Adviser receives an advisory, management or consulting fee.

The minimum investment requirements for Class A shares may be waived or lowered for investments effected through certain financial intermediaries that have entered into special arrangements with Natixis Distribution, L.P. (the "Distributor"). Consult your financial intermediary for additional information regarding the minimum investment requirement applicable to your investment.

### Class N Shares

Class N shares of the Fund are subject to a \$1,000,000 initial investment minimum. This minimum applies to Fee Based Programs and accounts (such as wrap accounts) where an advisory fee is paid to the broker-dealer or other financial intermediary, accounts established via a transfer, or any other transaction in which a new account is established. There is no subsequent investment minimum for these shares. There is no initial investment minimum for:

- **Certain Retirement Plans.** Please consult your retirement plan administrator to determine if your retirement plan is subject to additional or different conditions or fees imposed by the plan administrator.
- **Sub-accounts** held within an omnibus account, where the omnibus account has at least \$1,000,000.
- **Funds of funds** that are distributed by the Distributor.

In its sole discretion, the Distributor may waive the investment minimum requirement for accounts as to which the Distributor reasonably believes will have enough assets to exceed the investment minimum requirement within a relatively short period of time following the establishment date of such accounts in



## Fund Summary

---

Class N. If, after two years, an account's value does not exceed the investment minimum requirement, the Distributor and the Fund reserve the right to redeem such account.

### Admin Class Shares

Admin Class shares of the Fund are intended primarily for Certain Retirement Plans held in an omnibus fashion and are not available for purchase by individual investors. There are no initial or subsequent investment minimums for these shares.

### Class T Shares

Class T shares of the Fund are not currently available for purchase.

Class T shares of the Fund may only be purchased by investors who are investing through an authorized third party, such as a broker-dealer or other financial intermediary, that has entered into a selling agreement with the Distributor. Investors may not hold Class T shares directly with the Fund. Class T shares are subject to a minimum initial investment of \$2,500 and a minimum subsequent investment of \$50. Not all financial intermediaries make Class T shares available to their clients.

### Class Y Shares

Class Y shares of the Fund are generally subject to a minimum initial investment of \$100,000 and a minimum subsequent investment of \$50, except there is no minimum initial or subsequent investment for:

- **Fee Based Programs** (such as wrap accounts) where an advisory fee is paid to the broker-dealer or other financial intermediary. Please consult your financial representative to determine if your fee based program is subject to additional or different conditions or fees.
- **Certain Retirement Plans.** Please consult your retirement plan administrator to determine if your retirement plan is subject to additional or different conditions or fees imposed by the plan administrator.
- **Certain Individual Retirement Accounts** if the amounts invested represent rollover distributions from investments by any of the retirement plans invested in the Fund.
- Clients of a **Registered Investment Adviser** where the Registered Investment Adviser receives an advisory, management or consulting fee.
- **Fund Trustees**, former Fund trustees, employees of affiliates of the Natixis Funds and other individuals who are affiliated with any Natixis Fund (this also applies to any spouse, parents, children, siblings, grandparents, grandchildren and in-laws of those mentioned) and Natixis affiliate employee benefit plans.

At the discretion of Natixis Advisors, L.P., clients of Natixis Advisors, L.P. and its affiliates may purchase Class Y shares of the Fund below the stated minimums.

Due to operational limitations at your financial intermediary, certain fee based programs, retirement plans, individual retirement accounts and accounts of registered investment advisers may be subject to the investment minimums described above.

The Fund's shares are available for purchase and are redeemable on any business day through your investment dealer, directly from the Fund by writing to the Fund at Natixis Funds, P.O. Box 219579, Kansas City, MO 64121-9579, by exchange, by wire, by internet at [im.natixis.com](http://im.natixis.com) (certain restrictions may apply), through the Automated Clearing House system, or, in the case of redemptions, by telephone at 800-225-5478 or by the Systematic Withdrawal Plan.

## Tax Information

Fund distributions are generally taxable to you as ordinary income or capital gains, except for distributions to retirement plans and other investors that qualify for tax-advantaged treatment under U.S. federal income tax law generally. Investments in such tax-advantaged plans will generally be taxed only upon withdrawal of monies from the tax-advantaged arrangement.

## Payments to Broker-Dealers and Other Financial Intermediaries

If you purchase shares of the Fund through a broker-dealer or other financial intermediary (such as a bank), the Fund and its related companies may pay the intermediary for the sale of the Fund shares and related services. These payments may create a conflict of interest by influencing the broker-dealer or other intermediary and your salesperson to recommend the Fund over another investment. Ask your salesperson or visit your financial intermediary's website for more information.

# Loomis Sayles Strategic Alpha Fund

## Investment Goal

The Fund seeks to provide an attractive absolute total return, complemented by prudent investment management designed to manage risks and protect investor capital. The secondary goal of the Fund is to achieve these returns with relatively low volatility.

## Fund Fees & Expenses

The following table describes the fees and expenses that you may pay if you buy, hold, and sell shares of the Fund. You may pay other fees, such as brokerage commissions and other fees to financial intermediaries, which are not reflected in this table. You may qualify for sales charge discounts if you and your family invest, or agree to invest in the future, at least \$100,000 in the Natixis Funds Complex. More information about these and other discounts is available from your financial professional and in the section "How Sales Charges Are Calculated" on page 75 of the Prospectus, in Appendix A to the Prospectus and on page 136 in the section "Reduced Sales Charges" of the Statement of Additional Information ("SAI").

### Shareholder Fees

(fees paid directly from your investment)

	Class A	Class C	Class N	Class T	Class Y
Maximum sales charge (load) imposed on purchases (as a percentage of offering price)	4.25%	None	None	2.50%	None
Maximum deferred sales charge (load) (as a percentage of original purchase price or redemption proceeds, as applicable)	None*	1.00%	None	None	None
Redemption fees	None	None	None	None	None

\* A 1.00% contingent deferred sales charge ("CDSC") may apply to certain purchases of Class A shares of \$1,000,000 or more that are redeemed within eighteen months of the date of purchase.

### Annual Fund Operating Expenses

(expenses that you pay each year as a percentage of the value of your investment)

	Class A	Class C	Class N	Class T	Class Y
Management fees	0.60%	0.60%	0.60%	0.60%	0.60%
Distribution and/or service (12b-1) fees	0.25%	1.00%	0.00%	0.25%	0.00%
Other expenses	0.14%	0.14%	0.08%	0.14% <sup>1</sup>	0.14%
Total annual fund operating expenses	0.99%	1.74%	0.68%	0.99%	0.74%
Fee waiver and/or expense reimbursement <sup>2</sup>	0.00%	0.00%	0.00%	0.00%	0.00%
Total annual fund operating expenses after fee waiver and/or expense reimbursement	0.99%	1.74%	0.68%	0.99%	0.74%

<sup>1</sup> Other expenses for Class T shares are estimated for the current fiscal year.

<sup>2</sup> Loomis, Sayles & Company, L.P. ("Loomis Sayles" or the "Adviser") has given a binding contractual undertaking to the Fund to limit the amount of the Fund's total annual fund operating expenses to 1.00%, 1.75%, 0.70%, 1.00% and 0.75% of the Fund's average daily net assets for Class A, Class C, Class N, Class T and Class Y shares, respectively, exclusive of brokerage expenses, interest expense, taxes, acquired fund fees and expenses, organizational and extraordinary expenses, such as litigation and indemnification expenses. This undertaking is in effect through April 30, 2022 and may be terminated before then only with the consent of the Fund's Board of Trustees. The Adviser will be permitted to recover, on a class by class basis, management fees waived and/or expenses reimbursed to the extent that expenses in later periods fall below the applicable expense limitations for Class A, Class C, Class N, Class T and Class Y shares. The Fund will not be obligated to repay any such waived/reimbursed fees and expenses more than one year after the end of the fiscal year in which the fee/expense was waived/reimbursed.

### Example

This example is intended to help you compare the cost of investing in the Fund with the cost of investing in other mutual funds. The example assumes that you invest \$10,000 in the Fund for the time periods indicated and then redeem all of your shares at the end of those periods (except where indicated). The example also assumes that your investment has a 5% return each year and that the Fund's operating expenses remain the same. The example for Class C shares for the ten-year period reflects the conversion to Class A shares after eight years. The example does not take into account brokerage commissions and other fees to financial intermediaries that you may pay on your purchases and sales of shares of the Fund. Although your actual costs may be higher or lower, based on these assumptions your costs would be:

If shares are redeemed:	1 year	3 years	5 years	10 years
Class A	\$ 522	\$ 727	\$ 949	\$ 1,586
Class C	\$ 277	\$ 548	\$ 944	\$ 1,853
Class N	\$ 69	\$ 218	\$ 379	\$ 847
Class T	\$ 348	\$ 557	\$ 783	\$ 1,433

## Fund Summary

<b>If shares are redeemed:</b>	<b>1 year</b>	<b>3 years</b>	<b>5 years</b>	<b>10 years</b>
Class Y	\$ 76	\$ 237	\$ 411	\$ 918

<b>If shares are not redeemed:</b>	<b>1 year</b>	<b>3 years</b>	<b>5 years</b>	<b>10 years</b>
Class C	\$ 177	\$ 548	\$ 944	\$ 1,853

### Portfolio Turnover

The Fund pays transaction costs, such as commissions, when it buys and sells securities (or “turns over” its portfolio). A higher portfolio turnover rate may indicate higher transaction costs and may result in higher taxes for you if your Fund shares are held in a taxable account. These costs, which are not reflected in annual fund operating expenses or in the example, affect the Fund’s performance. During its most recently ended fiscal year, the Fund’s portfolio turnover rate was 498% of the average value of its portfolio.

## Investments, Risks and Performance

### Principal Investment Strategies

The Fund has an absolute total return investment objective, which means that it is not managed relative to an index and that it attempts to achieve positive total returns over a full market cycle. The Fund intends to pursue its objective by utilizing a flexible investment approach that allocates investments across a global range of investment opportunities related to credit, currencies and interest rates, while employing risk management strategies to mitigate downside risk. The Fund may invest up to 100% of its total assets in below investment grade fixed-income securities (also known as “junk bonds”) and derivatives that have returns related to the returns on below investment grade fixed-income securities, although it is expected that, under normal market conditions, the Fund’s net exposure (i.e., long exposures obtained through direct investments in securities and in derivatives minus short exposures obtained through derivatives) to below investment grade fixed-income assets generally will not exceed 50% of the Fund’s total assets. Below investment-grade fixed-income securities are rated below investment-grade quality (i.e., none of the three major rating agencies (Moody’s Investors Service, Inc. (“Moody’s”), Fitch Investor Services, Inc. or S&P Global Ratings (“S&P”)) have rated the securities in one of their respective top four ratings categories). Under normal market conditions, the Fund also may invest up to 50% of its total assets in investments denominated in non-U.S. currencies and related derivatives, including up to 20% in investments denominated in emerging market currencies and related derivatives. The Fund expects that its exposure to these asset classes will often be obtained substantially through the use of derivative instruments. The Fund defines an “emerging market currency” as a currency of a country that carries a sovereign debt quality rating that is rated below investment grade by either S&P or Moody’s, or is unrated by both S&P and Moody’s. Currency positions that are intended to hedge the Fund’s non-U.S. currency exposure (i.e., currency positions that are not made for investment purposes) will offset positions in the same currency that are made for investment purposes when calculating the limitation on investments in non-U.S. and emerging market currency investments because the Fund believes that hedging a currency position is likely to negate some or all of the currency risk associated with the original currency position. The Fund does not have limits on the duration of its portfolio, and the Fund’s duration will change over time. The Fund also may invest in equity securities (including preferred stocks) as well as derivatives whose returns are linked to the returns of equity securities.

In selecting investments for the Fund, the Adviser develops long-term portfolio themes driven by macro-economic indicators. These include global economic trends, demographic trends and labor supply, analysis of global capital flows and assessments of geopolitical factors. The Adviser then develops shorter-term portfolio strategies based on factors including, but not limited to, economic, credit and Federal Reserve cycles, and top-down sector valuations and bottom-up security valuations. The Adviser seeks to actively manage risk, with a focus on managing the Fund’s exposure to credit, interest rate and currency risks in relation to the market. Additionally, the portfolio managers will use risk management tools, such as models that evaluate risk correlation to various market factors or asset classes, to seek to manage risk on an ongoing basis. The portfolio management team expects to actively evaluate each investment idea and to decide to buy or sell an investment based upon: (i) its return potential; (ii) its level of risk; and (iii) its fit within the team’s overall macro strategy, with the goal of continually optimizing the Fund’s portfolio. The Adviser incorporates systematic and quantitative models with respect to selection of certain investments.

The Adviser currently targets an annualized volatility range of 4% to 6% (as measured by the standard deviation of the Fund’s returns). The Fund’s actual or realized volatility during certain periods or over time may materially exceed or be lower than its target volatility range for various reasons, including changes in market levels of volatility and because the Fund’s portfolio may include instruments that are inherently volatile. This would increase the risk of investing in the Fund.

The Fund will pursue its investment goal by obtaining long investment exposures through investments in securities and derivatives and short investment exposures substantially through derivatives. A “long” investment exposure is an investment that rises in value with a rise in the value of an asset, asset class or index and declines in value with a decline in the value of that asset, asset class or index. A “short” investment exposure is an investment that rises in value with a decline in the value of an asset, asset class or index and declines in value with a rise in the value of that asset, asset class or index. The value of the Fund’s long and short investment exposures may, at times, each reach 100% of the assets invested in the Fund (excluding instruments primarily used for duration management or yield curve management and short-term investments (such as cash and money market instruments)), although these exposures may be higher or lower at any given time.

## Fund Summary

---

**Fixed-Income Investments.** In connection with its principal investment strategies, the Fund may invest in a broad range of U.S. and non-U.S. fixed-income securities, including, but not limited to, corporate bonds, municipal securities, U.S. and non-U.S. government securities (including their agencies, instrumentalities and sponsored entities), securities of supranational entities, emerging market securities, commercial and residential mortgage-backed securities, collateralized mortgage obligations, other mortgage-related securities (such as adjustable rate mortgage securities), asset-backed securities, collateralized loan obligations, bank loans, convertible bonds, securities issued pursuant to Rule 144A under the Securities Act of 1933 ("Rule 144A securities"), real estate investment trusts ("REITs"), zero-coupon securities, step coupon securities, pay-in-kind ("PIK") securities, inflation-linked bonds, variable and floating rate securities, private placements and commercial paper.

**Non-U.S. Currency Investments.** Under normal market conditions, the Fund may engage in a broad range of transactions involving non-U.S. and emerging market currencies, including, but not limited to, purchasing and selling forward currency exchange contracts in non-U.S. or emerging market currencies, investing in non-U.S. currency futures contracts, investing in options on non-U.S. currencies and non-U.S. currency futures, investing in cross-currency instruments (such as swaps), investing directly in non-U.S. currencies and investing in securities denominated in non-U.S. currencies. The Fund may engage in non-U.S. currency transactions for investment or for hedging purposes.

**Derivative Investments.** For investment and hedging purposes, the Fund may invest substantially in a broad range of derivatives instruments and sometimes the majority of its investment returns will derive from its derivative investments. These derivative instruments include, but are not limited to, futures contracts (such as treasury futures and index futures), forward contracts, options (such as options on futures contracts, options on securities, interest rate/bond options, currency options, options on swaps and over-the-counter ("OTC") options), warrants (such as non-U.S. currency warrants), swap transactions (such as interest rate swaps, total return swaps and index swaps) and structured notes (such as equity-linked notes). In addition, the Fund may invest in credit derivative products that may be used to manage default risk and credit exposure. Examples of such products include, but are not limited to, credit default swap index products (such as LCDX, CMBX and ABX index products), single name credit default swaps, loan credit default swaps and asset-backed credit default swaps. The Fund may, at times, invest substantially all of its assets in derivatives and securities used to support its obligations under those derivatives. The Fund's strategy may be highly dependent on the use of derivatives, and to the extent that they become unavailable or unattractive the Fund may be unable to fully implement its investment strategy.

**Equity Investments.** In connection with its principal investment strategies, the Fund may invest in common stocks, preferred stocks and convertible preferred stocks.

The Fund is non-diversified, which means it may invest a greater portion of its assets in a particular issuer and may invest in fewer issuers. Because the Fund may invest in the securities of fewer issuers, an investment in the Fund may involve a higher degree of risk than would be present in a diversified portfolio.

The Fund expects to engage in active and frequent trading of securities and other instruments. Effects of frequent trading may include high transaction costs, which may lower the Fund's return, and realization of greater short-term capital gains, distributions of which are taxable as ordinary income to taxable shareholders. Trading costs and tax effects associated with frequent trading may adversely affect the Fund's performance.

The percentage limitations set forth herein are not investment restrictions and the Fund may exceed these limits from time to time. In addition, when calculating these exposures, the Fund may use the market value, the notional value, an adjusted notional value or some other measure of the value of a derivative in order to reflect what the Adviser believes to be the most accurate assessment of the Fund's real economic exposure. The total notional value of the Fund's derivative instruments may significantly exceed the total value of the Fund's assets.

Although the Fund seeks positive total returns over time, the Fund's investment returns may be volatile over short periods of time. The Fund may outperform the overall securities market during periods of flat or negative performance and may underperform during periods of strong market performance. There can be no assurance that the Fund's returns over time or during any period will be positive.

### Principal Investment Risks

The principal risks of investing in the Fund are summarized below. The Fund does not represent a complete investment program. You may lose money by investing in the Fund.

The significance of any specific risk to an investment in the Fund will vary over time, depending on the composition of the Fund's portfolio, market conditions, and other factors. You should read all of the risk information presented below carefully, because any one or more of these risks may result in losses to the Fund.

**Mortgage-Related and Asset-Backed Securities Risk:** In addition to the risks associated with investments in fixed-income securities generally (for example, credit, liquidity and valuation risk), mortgage-related and asset-backed securities are subject to the risks of the mortgages and assets underlying the securities as well as prepayment risk, the risk that the securities may be prepaid and result in the reinvestment of the prepaid amounts in securities with lower yields than the prepaid obligations. Conversely, there is a risk that a rise in interest rates will extend the life of a mortgage-related or asset-backed security beyond the expected prepayment time, typically reducing the security's value, which is called extension risk. The Fund also may incur a loss when there is a prepayment of securities that were purchased at a premium. The Fund's investments in other asset-backed securities are subject to risks similar to those associated with mortgage-related securities, as well as additional risks associated with the nature of the assets and the servicing of those assets.

**Below Investment Grade Fixed-Income Securities Risk:** The Fund's investments in below investment grade fixed-income securities, also known as "junk bonds," may be subject to greater risks than other fixed-income securities, including being subject to greater levels of interest rate risk,

## Fund Summary

---

credit/counterparty risk (including a greater risk of default) and liquidity risk. The ability of the issuer to make principal and interest payments is predominantly speculative for below investment grade fixed-income securities.

**Interest Rate Risk:** Interest rate risk is the risk that the value of the Fund's investments will fall if interest rates rise. Generally, the value of fixed-income securities rises when prevailing interest rates fall and falls when interest rates rise. Interest rate risk generally is greater for funds that invest in fixed-income securities with relatively longer durations than for funds that invest in fixed-income securities with shorter durations. The value of zero-coupon and PIK bonds may be more sensitive to fluctuations in interest rates than other fixed-income securities. In addition, an economic downturn or period of rising interest rates could adversely affect the market for these securities and reduce the Fund's ability to sell them, negatively impacting the performance of the Fund. Potential future changes in government monetary policy may affect the level of interest rates.

**Foreign Securities Risk:** Investments in foreign securities may be subject to greater political, economic, environmental, credit/counterparty and information risks. The Fund's investments in foreign securities also are subject to foreign currency fluctuations and other foreign currency-related risks. Foreign securities may be subject to higher volatility than U.S. securities, varying degrees of regulation and limited liquidity.

**Emerging Markets Risk:** In addition to the risks of investing in foreign investments generally, emerging markets investments are subject to greater risks arising from political or economic instability, nationalization or confiscatory taxation, currency exchange restrictions, sanctions by other countries (such as the United States) and an issuer's unwillingness or inability to make principal or interest payments on its obligations. Emerging markets companies may be smaller and have shorter operating histories than companies in developed markets.

**Agency Securities Risk:** Certain debt securities issued or guaranteed by agencies of the U.S. government are guaranteed as to the payment of principal and interest by the relevant entity but have not been backed by the full faith and credit of the U.S. government. Instead, they have been supported only by the discretionary authority of the U.S. government to purchase the agency's obligations. An event affecting the guaranteeing entity could adversely affect the payment of principal or interest or both on the security and, therefore, these types of securities should be considered to be riskier than U.S. government securities.

**Credit/Counterparty Risk:** Credit/counterparty risk is the risk that the issuer or guarantor of a fixed-income security, or the counterparty to a derivative or other transaction, will be unable or unwilling to make timely payments of interest or principal or to otherwise honor its obligations. As a result, the Fund may sustain losses or be unable or delayed in its ability to realize gains. The Fund will be subject to credit/counterparty risk with respect to the counterparties to its derivative transactions. This risk will be heightened to the extent the Fund enters into derivative transactions with a single counterparty (or affiliated counterparties that are part of the same organization), causing the Fund to have significant exposure to such counterparty. Many of the protections afforded to participants on organized exchanges and clearing houses, such as the performance guarantee given by a central clearing house, are not available in connection with over-the-counter ("OTC") derivatives transactions, such as foreign currency transactions. For centrally cleared derivatives, such as cleared swaps, futures and many options, the primary credit/counterparty risk is the creditworthiness of the Fund's clearing broker and the central clearing house itself.

**Currency Risk:** Fluctuations in the exchange rates between different currencies may negatively affect an investment. The Fund may be subject to currency risk because it may invest a significant portion of its assets in currency-related instruments and may invest in securities or other instruments denominated in, or that generate income denominated in, foreign currencies. The Fund may elect not to hedge currency risk, or may hedge such risk imperfectly, which may cause the Fund to incur losses that would not have been incurred had the risk been hedged.

**Cybersecurity and Technology Risk:** The Fund, its service providers, and other market participants increasingly depend on complex information technology and communications systems, which are subject to a number of different threats and risks that could adversely affect the Fund and its shareholders. Cybersecurity and other operational and technology issues may result in financial losses to the Fund and its shareholders.

**Derivatives Risk:** Derivative instruments (such as those in which the Fund may invest, including futures contracts, forward contracts, options, warrants and swap transactions) are subject to changes in the value of the underlying assets or indices on which such instruments are based. There is no guarantee that the use of derivatives will be effective or that suitable transactions will be available. Even a small investment in derivatives may give rise to leverage risk and can have a significant impact on the Fund's exposure to securities markets values, interest rates or currency exchange rates. It is possible that the Fund's liquid assets may be insufficient to support its obligations under its derivatives positions. The use of derivatives for other than hedging purposes may be considered a speculative activity, and involves greater risks than are involved in hedging. The use of derivatives may cause the Fund to incur losses greater than those that would have occurred had derivatives not been used. The Fund's use of derivatives, such as futures, forward contracts, options, warrants, foreign currency transactions, swaps, credit default swaps and equity-linked and other structured notes, involves other risks, such as the credit risk relating to the other party to a derivative contract (which is greater for forward contracts, uncleared swaps and other OTC derivatives), the risk of difficulties in pricing and valuation, the risk that changes in the value of a derivative may not correlate as expected with changes in the value of relevant assets, rates or indices, liquidity risk, allocation risk and the risk of losing more than the initial margin (if any) required to initiate derivatives positions. There is also the risk that the Fund may be unable to terminate or sell a derivatives position at an advantageous time or price. The Fund's derivative counterparties may experience financial difficulties or otherwise be unwilling or unable to honor their obligations, possibly resulting in losses to the Fund. There is a risk that the Adviser's use of derivatives, such as futures and forward contracts, to manage the Fund's volatility may be ineffective or may exacerbate losses, for example, if the derivative or the underlying assets decrease in value over time. When used, derivatives may affect the amount, timing or character of distributions payable to, and thus taxes payable by, shareholders. Similarly, for accounting and performance reporting purposes, income and gain characteristics may be different than if the Fund held the underlying securities or assets directly.

## Fund Summary

---

**Equity Securities Risk:** The value of the Fund's investments in equity securities could be subject to unpredictable declines in the value of individual securities and periods of below-average performance in individual securities or in the equity market as a whole. In the event an issuer is liquidated or declares bankruptcy, the claims of owners of the issuer's bonds generally take precedence over the claims of those who own preferred stock or common stock.

**Inflation/Deflation Risk:** Inflation risk is the risk that the value of assets or income from investments will be worth less in the future as inflation decreases the present value of future payments. Deflation risk is the risk that prices throughout the economy decline over time (the opposite of inflation). Deflation may have an adverse effect on the creditworthiness of issuers and may make issuer default more likely, which may result in a decline in the value of the Fund's portfolio. Because the Fund seeks positive returns that exceed the rate of inflation over time, if the portfolio managers' inflation forecasts are incorrect, the Fund may be more severely impacted than other funds.

**Leverage Risk:** Taking short positions in securities results in a form of leverage. Leverage is the risk associated with securities or investment practices (e.g., borrowing and the use of certain derivatives) that multiply small index, market or asset-price movements into larger changes in value. The use of leverage increases the impact of gains and losses on the Fund's returns, and may lead to significant losses if investments are not successful.

**LIBOR Risk:** LIBOR risk is the risk that the transition away from the London Interbank Offered Rate ("LIBOR") may lead to increased volatility and illiquidity in markets that are tied to LIBOR. LIBOR is a benchmark interest rate that is used extensively as a "reference rate" for financial instruments, including many corporate and municipal bonds, bank loans, asset-backed and mortgage-related securities, interest rate swaps and other derivatives. Additionally, the Fund may borrow money at rates that are based on LIBOR. In July 2017, the head of the United Kingdom Financial Conduct Authority ("FCA"), the agency that oversees LIBOR, announced a desire to phase out the use of LIBOR by the end of 2021. The FCA and LIBOR's administrator, ICE Benchmark Administration, have announced that most LIBOR rates will no longer be published after the end of 2021 and a majority of U.S. dollar LIBOR rates will no longer be published after June 30, 2023. The transition away from LIBOR poses a number of other risks, including changed values of LIBOR-related investments and reduced effectiveness of hedging strategies, each of which may adversely affect the Fund's performance.

**Liquidity Risk:** Liquidity risk is the risk that the Fund may be unable to find a buyer for its investments when it seeks to sell them or to receive the price it expects. Decreases in the number of financial institutions willing to make markets in the Fund's investments or in their capacity or willingness to transact may increase the Fund's exposure to this risk. Events that may lead to increased redemptions, such as market disruptions or increases in interest rates, may also negatively impact the liquidity of the Fund's investments when it needs to dispose of them. If the Fund is forced to sell its investments at an unfavorable time and/or under adverse conditions in order to meet redemption requests, such sales could negatively affect the Fund. Securities acquired in a private placement, such as Rule 144A securities, are generally subject to significant liquidity risk because they are subject to strict restrictions on resale and there may be no liquid secondary market or ready purchaser for such securities. Liquidity issues may also make it difficult to value the Fund's investments.

**Management Risk:** A strategy used by the Fund's portfolio managers may fail to produce the intended result.

**Market/Issuer Risk:** The market value of the Fund's investments will move up and down, sometimes rapidly and unpredictably, based upon overall market and economic conditions, as well as a number of reasons that directly relate to the issuers of the Fund's investments, such as management performance, financial condition and demand for the issuers' goods and services. The Fund's Adviser will attempt to reduce this risk by implementing various volatility management strategies and techniques. However, there is no guarantee that such strategies and techniques will produce the intended result.

**Models and Data Risk:** The Adviser utilizes various proprietary quantitative models to identify investment opportunities. There is a possibility that one or all of the quantitative models may fail to identify profitable opportunities at any time. Furthermore, the models may incorrectly identify opportunities and these misidentified opportunities may lead to substantial losses for the Fund. Models may be predictive in nature and such models may result in an incorrect assessment of future events. Data used in the construction of models may prove to be inaccurate or stale, which may result in losses for the Fund.

**Non-Diversification Risk:** Compared with other mutual funds, the Fund may invest a greater percentage of its assets in a particular issuer and may invest in fewer issuers. Therefore, the Fund may have more risk because changes in the value of a single security or the impact of a single economic, political or regulatory occurrence may have a greater adverse impact on the Fund's net asset value.

**Short Exposure Risk:** A short exposure through a derivative may present various risks, including credit/counterparty risk and leverage risk. If the value of the asset, asset class or index on which the Fund has obtained a short investment exposure increases, the Fund will incur a loss. Unlike a direct cash investment such as a stock, bond or ETF, where the potential loss is limited to the purchase price, the potential risk of loss from a short exposure is theoretically unlimited. Moreover, there can be no assurance that securities necessary to cover (repurchase in order to close) a short position will be available for purchase.

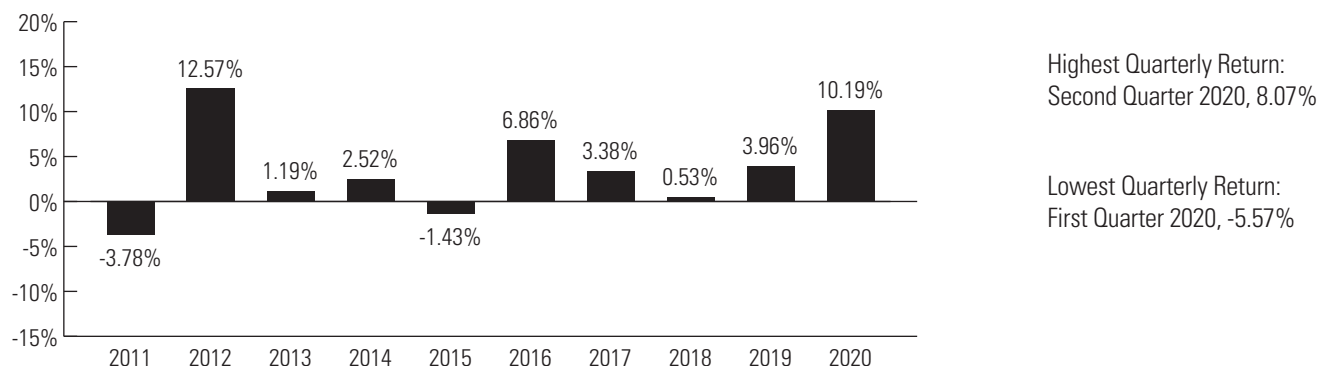
### Risk/Return Bar Chart and Table

The bar chart and table shown below provide some indication of the risks of investing in the Fund by showing changes in the Fund's performance from year-to-year and by showing how the Fund's average annual returns for the one-year, five-year, ten year and life-of-class periods (as applicable) compare to those of two broad measures of market performance. The 3-Month LIBOR +300 basis points represents the average rate at which a leading bank, for a given currency (in this case, U.S. dollars), can obtain unsecured funding, and is representative of short-term interest rates. Class C shares will automatically convert to Class A shares after eight years. The Fund's past performance (before and after taxes) does not necessarily indicate how the Fund will perform in the future. Updated performance information is available online at [im.natixis.com](http://im.natixis.com) and/or by calling the Fund toll-free at 800-225-5478.

## Fund Summary

The chart does not reflect any sales charge that you may be required to pay when you buy or redeem the Fund's shares. A sales charge will reduce your return.

### Total Returns for Class Y Shares



### Average Annual Total Returns

(for the periods ended December 31, 2020)

	Past 1 Year	Past 5 Years	Past 10 Years	Life of Class N (5/1/17)
Class Y - Return Before Taxes	10.19%	4.93%	3.49%	-
Return After Taxes on Distributions	9.12%	3.70%	2.24%	-
Return After Taxes on Distributions and Sale of Fund Shares	6.00%	3.24%	2.14%	-
Class A - Return Before Taxes	5.30%	3.77%	2.79%	-
Class C - Return Before Taxes	8.12%	3.89%	2.61%	-
Class N - Return Before Taxes	10.36%	-	-	4.56%
Class T - Return Before Taxes	7.21%	4.15%	2.97%	-
3-Month LIBOR	0.66%	1.46%	0.89%	1.68%
3-Month LIBOR +300 basis points	3.66%	4.46%	3.89%	4.66%

The Fund did not have Class T shares outstanding during the periods shown above. The returns of Class T shares would have been substantially similar to the returns of the Fund's other share classes because they would have been invested in the same portfolio of securities and would only differ to the extent the other share classes did not have the same expenses. Performance of Class T shares shown above is that of Class A shares, which have the same expenses as Class T shares, restated to reflect the different sales load applicable to Class T shares.

After-tax returns are calculated using the historical highest individual federal marginal income tax rates and do not reflect the impact of state and local taxes. Actual after-tax returns depend on an investor's tax situation and may differ from those shown. After-tax returns shown are not relevant to investors who hold their Fund shares through tax-advantaged arrangements, such as 401(k) plans, qualified plans, education savings accounts, such as 529 plans, or individual retirement accounts. The after-tax returns are shown for only one class of the Fund. After-tax returns for the other classes of the Fund will vary. Index performance reflects no deduction for fees, expenses or taxes.

## Management

### Investment Adviser

Loomis, Sayles & Company, L.P.

### Portfolio Managers

Matthew J. Eagan, CFA<sup>®</sup>, Executive Vice President of the Adviser, has served as co-portfolio manager of the Fund since 2010.

Brian P. Kennedy, Vice President of the Adviser, has served as co-portfolio manager of the Fund since 2021.

Elaine M. Stokes, Executive Vice President and Director of the Adviser, has served as co-portfolio manager of the Fund since 2021.

Todd P. Vandam, CFA<sup>®</sup>, Vice President of the Adviser, has served as co-portfolio manager of the Fund since 2010.

## Purchase and Sale of Fund Shares

### Class A and C Shares

The following chart shows the investment minimums for various types of accounts:

Type of Account	Minimum Initial Purchase	Minimum Subsequent Purchase
Any account other than those listed below	\$ 2,500	\$ 50
For shareholders participating in Natixis Funds' Investment Builder Program	\$ 1,000	\$ 50
For Traditional IRA, Roth IRA, Rollover IRA, SEP-IRA and Keogh plans using the Natixis Funds' prototype document (direct accounts, not held through intermediary)	\$ 1,000	\$ 50
Coverdell Education Savings Accounts using the Natixis Funds' prototype document (direct accounts, not held through intermediary)	\$ 500	\$ 50

There is no initial or subsequent investment minimum for:

- **Fee Based Programs** (such as wrap accounts) where an advisory fee is paid to the broker-dealer or other financial intermediary. Please consult your financial representative to determine if your fee based program is subject to additional or different conditions or fees.
- **Certain Retirement Plans.** Please consult your retirement plan administrator to determine if your retirement plan is subject to additional or different conditions or fees imposed by the plan administrator.
- Clients of a **Registered Investment Adviser** where the Registered Investment Adviser receives an advisory, management or consulting fee.

The minimum investment requirements for Class A shares may be waived or lowered for investments effected through certain financial intermediaries that have entered into special arrangements with Natixis Distribution, L.P. (the "Distributor"). Consult your financial intermediary for additional information regarding the minimum investment requirement applicable to your investment.

### Class N Shares

Class N shares of the Fund are subject to a \$1,000,000 initial investment minimum. This minimum applies to Fee Based Programs and accounts (such as wrap accounts) where an advisory fee is paid to the broker-dealer or other financial intermediary, accounts established via a transfer, or any other transaction in which a new account is established. There is no subsequent investment minimum for these shares. There is no initial investment minimum for:

- **Certain Retirement Plans.** Please consult your retirement plan administrator to determine if your retirement plan is subject to additional or different conditions or fees imposed by the plan administrator.
- **Sub-accounts** held within an omnibus account, where the omnibus account has at least \$1,000,000.
- **Funds of funds** that are distributed by the Distributor.

In its sole discretion, the Distributor may waive the investment minimum requirement for accounts as to which the Distributor reasonably believes will have enough assets to exceed the investment minimum requirement within a relatively short period of time following the establishment date of such accounts in Class N. If, after two years, an account's value does not exceed the investment minimum requirement, the Distributor and the Fund reserve the right to redeem such account.

### Class T Shares

Class T shares of the Fund are not currently available for purchase.

Class T shares of the Fund may only be purchased by investors who are investing through an authorized third party, such as a broker-dealer or other financial intermediary, that has entered into a selling agreement with the Distributor. Investors may not hold Class T shares directly with the Fund. Class T shares are subject to a minimum initial investment of \$2,500 and a minimum subsequent investment of \$50. Not all financial intermediaries make Class T shares available to their clients.

### Class Y Shares

Class Y shares of the Fund are generally subject to a minimum initial investment of \$100,000 and a minimum subsequent investment of \$50, except there is no minimum initial or subsequent investment for:

- **Fee Based Programs** (such as wrap accounts) where an advisory fee is paid to the broker-dealer or other financial intermediary. Please consult your financial representative to determine if your fee based program is subject to additional or different conditions or fees.
- **Certain Retirement Plans.** Please consult your retirement plan administrator to determine if your retirement plan is subject to additional or different conditions or fees imposed by the plan administrator.
- **Certain Individual Retirement Accounts** if the amounts invested represent rollover distributions from investments by any of the retirement plans invested in the Fund.
- Clients of a **Registered Investment Adviser** where the Registered Investment Adviser receives an advisory, management or consulting fee.
- **Fund Trustees**, former Fund trustees, employees of affiliates of the Natixis Funds and other individuals who are affiliated with any Natixis Fund (this also



## Fund Summary

---

applies to any spouse, parents, children, siblings, grandparents, grandchildren and in-laws of those mentioned) and Natixis affiliate employee benefit plans.

At the discretion of Natixis Advisors, L.P., clients of Natixis Advisors, L.P. and its affiliates may purchase Class Y shares of the Fund below the stated minimums.

Due to operational limitations at your financial intermediary, certain fee based programs, retirement plans, individual retirement accounts and accounts of registered investment advisers may be subject to the investment minimums described above.

The Fund's shares are available for purchase and are redeemable on any business day through your investment dealer, directly from the Fund by writing to the Fund at Natixis Funds, P.O. Box 219579, Kansas City, MO 64121-9579, by exchange, by wire, by internet at [im.natixis.com](http://im.natixis.com) (certain restrictions may apply), through the Automated Clearing House system, or, in the case of redemptions, by telephone at 800-225-5478 or by the Systematic Withdrawal Plan.

## Tax Information

Fund distributions are generally taxable to you as ordinary income or capital gains, except for distributions to retirement plans and other investors that qualify for tax-advantaged treatment under U.S. federal income tax law generally. Investments in such tax-advantaged plans will generally be taxed only upon withdrawal of monies from the tax-advantaged arrangement.

## Payments to Broker-Dealers and Other Financial Intermediaries

If you purchase shares of the Fund through a broker-dealer or other financial intermediary (such as a bank), the Fund and its related companies may pay the intermediary for the sale of the Fund shares and related services. These payments may create a conflict of interest by influencing the broker-dealer or other intermediary and your salesperson to recommend the Fund over another investment. Ask your salesperson or visit your financial intermediary's website for more information.

# Loomis Sayles Strategic Income Fund

## Investment Goal

The Fund seeks high current income with a secondary objective of capital growth.

## Fund Fees & Expenses

The following table describes the fees and expenses that you may pay if you buy, hold, and sell shares of the Fund. You may pay other fees, such as brokerage commissions and other fees to financial intermediaries, which are not reflected in this table. You may qualify for sales charge discounts if you and your family invest, or agree to invest in the future, at least \$100,000 in the Natixis Funds Complex. More information about these and other discounts is available from your financial professional and in the section "How Sales Charges Are Calculated" on page 75 of the Prospectus, in Appendix A to the Prospectus and on page 136 in the section "Reduced Sales Charges" of the Statement of Additional Information ("SAI").

## Shareholder Fees

(fees paid directly from your investment)

	Class A	Class C	Class N	Class T	Class Y	Admin Class
Maximum sales charge (load) imposed on purchases (as a percentage of offering price)	4.25%	None	None	2.50%	None	None
Maximum deferred sales charge (load) (as a percentage of original purchase price or redemption proceeds, as applicable)	None*	1.00%	None	None	None	None
Redemption fees	None	None	None	None	None	None

\* A 1.00% contingent deferred sales charge ("CDSC") may apply to certain purchases of Class A shares of \$1,000,000 or more that are redeemed within eighteen months of the date of purchase.

## Annual Fund Operating Expenses

(expenses that you pay each year as a percentage of the value of your investment)

	Class A	Class C	Class N	Class T	Class Y	Admin Class
Management fees	0.57%	0.57%	0.57%	0.57%	0.57%	0.57%
Distribution and/or service (12b-1) fees	0.25%	1.00%	0.00%	0.25%	0.00%	0.25%
Other expenses <sup>1</sup>	0.15%	0.15%	0.08%	0.15% <sup>2</sup>	0.15%	0.40% <sup>3</sup>
Total annual fund operating expenses	0.97%	1.72%	0.65%	0.97%	0.72%	1.22%
Fee waiver and/or expense reimbursement <sup>4</sup>	0.00%	0.00%	0.00%	0.00%	0.00%	0.00%
Total annual fund operating expenses after fee waiver and/or expense reimbursement	0.97%	1.72%	0.65%	0.97%	0.72%	1.22%

<sup>1</sup> Other expenses include acquired fund fees and expenses of less than 0.01%.

<sup>2</sup> Other expenses for Class T shares are estimated for the current fiscal year.

<sup>3</sup> Other expenses include an administrative services fee of 0.25% for Admin Class shares.

<sup>4</sup> Loomis, Sayles & Company, L.P. ("Loomis Sayles" or the "Adviser") has given a binding contractual undertaking to the Fund to limit the amount of the Fund's total annual fund operating expenses to 1.00%, 1.75%, 0.70%, 1.00%, 0.75% and 1.25% of the Fund's average daily net assets for Class A, C, N, T, Y and Admin Class shares, respectively, exclusive of brokerage expenses, interest expense, taxes, acquired fund fees and expenses, organizational and extraordinary expenses, such as litigation and indemnification expenses. This undertaking is in effect through April 30, 2022 and may be terminated before then only with the consent of the Fund's Board of Trustees. The Adviser will be permitted to recover, on a class by class basis, management fees waived and/or expenses reimbursed to the extent that expenses in later periods fall below the applicable expense limitations for Class A, C, N, T, Y and Admin Class shares. The Fund will not be obligated to repay any such waived/reimbursed fees and expenses more than one year after the end of the fiscal year in which the fees or expenses were waived/reimbursed.

## Example

This example is intended to help you compare the cost of investing in the Fund with the cost of investing in other mutual funds. The example assumes that you invest \$10,000 in the Fund for the time periods indicated and then redeem all of your shares at the end of those periods (except where indicated). The example also assumes that your investment has a 5% return each year and that the Fund's operating expenses remain the same. The example for Class C shares for the ten-year period reflects the conversion to Class A shares after eight years. The example does not take into account brokerage commissions and other fees to financial intermediaries that you may pay on your purchases and sales of shares of the Fund. Although your actual costs may be higher or lower, based on these assumptions your costs would be:

If shares are redeemed:	1 year	3 years	5 years	10 years
Class A	\$ 520	\$ 721	\$ 938	\$ 1,564
Class C	\$ 275	\$ 542	\$ 933	\$ 1,831

## Fund Summary

<b>If shares are redeemed:</b>	<b>1 year</b>	<b>3 years</b>	<b>5 years</b>	<b>10 years</b>
Class N	\$ 66	\$ 208	\$ 362	\$ 810
Class T	\$ 346	\$ 551	\$ 773	\$ 1,410
Class Y	\$ 74	\$ 230	\$ 401	\$ 894
Admin Class	\$ 124	\$ 387	\$ 670	\$ 1,477

<b>If shares are not redeemed:</b>	<b>1 year</b>	<b>3 years</b>	<b>5 years</b>	<b>10 years</b>
Class C	\$ 175	\$ 542	\$ 933	\$ 1,831

### Portfolio Turnover

The Fund pays transaction costs, such as commissions, when it buys and sells securities (or “turns over” its portfolio). A higher portfolio turnover rate may indicate higher transaction costs and may result in higher taxes for you if your Fund shares are held in a taxable account. These costs, which are not reflected in annual fund operating expenses or in the example, affect the Fund’s performance. During the most recent fiscal period ended December 31, 2020 and for the prior fiscal year ended September 30, 2020, the Fund’s portfolio turnover rate was 30% of the average value of its portfolio.

## Investments, Risks and Performance

### Principal Investment Strategies

Under normal market conditions, the Fund will invest substantially all of its assets in income producing securities (including below investment grade securities, or “junk bonds”) with a focus on U.S. corporate bonds, convertible securities, foreign debt instruments, including those in emerging markets and related foreign currency transactions, and U.S. government securities. Below investment grade fixed-income securities are rated below investment grade quality (i.e., none of the three major ratings agencies (Moody’s Investors Service, Inc. (“Moody’s”), Fitch Investors Services, Inc. (“Fitch”) or S&P Global Ratings (“S&P”)), have rated the securities in one of its top four rating categories) or, if the security is unrated, are determined by the Adviser to be of comparable quality. The Fund may invest up to 35% of its assets in preferred stocks and dividend-paying common stocks. The portfolio managers may shift the Fund’s assets among various types of income-producing securities based upon changing market conditions. The Adviser performs its own extensive credit analyses to determine the creditworthiness and potential for capital appreciation of a security.

The Fund’s portfolio managers use a flexible approach to identify securities in the global marketplace with characteristics including discounted price compared to economic value, undervalued credit ratings with strong or improving credit profiles and yield premium relative to its benchmark (although not all of the securities selected will have these attributes).

In deciding which securities to buy and sell, the Adviser will consider, among other things, the financial strength of the issuer, current interest rates, current valuations, the Adviser’s expectations regarding future changes in interest rates and comparisons of the level of risk associated with particular investments with the Adviser’s expectations concerning the potential return of those investments.

In selecting investments for the Fund, the Adviser utilizes the skills of its in-house team of more than 30 research analysts to cover a broad universe of industries, companies and markets. The Fund’s portfolio managers take advantage of these extensive resources to identify securities that meet the Fund’s investment criteria. The Adviser seeks to buy bonds that offer a positive yield advantage over the market and, in its view, have room to increase in price. It may also invest to take advantage of what the portfolio managers believe are temporary disparities in the yield of different segments of the market for U.S. government securities. The Adviser provides the portfolio managers with maximum flexibility to find investment opportunities in a wide range of markets, both domestic and foreign. This flexible approach provides the Fund with access to a wide array of investment opportunities. The three key sectors that the portfolio managers focus upon are U.S. corporate issues (including convertible securities), foreign debt securities and U.S. government securities. The Fund’s portfolio managers maintain a core of the Fund’s investments in corporate bond issues and shift its assets among other income-producing securities as opportunities develop. The Fund generally seeks to maintain a high level of diversification as a form of risk management.

In connection with its principal investment strategies, the Fund may also invest in securities issued pursuant to Rule 144A under the Securities Act of 1933 (“Rule 144A securities”), structured notes, collateralized loan obligations, zero-coupon bonds, pay-in-kind bonds, mortgage-related securities, stripped securities and futures, swaps (including credit default swaps) and foreign currency transactions (such as forward currency contracts) for hedging and investment purposes. Except as provided above or as required by applicable law, the Fund is not limited in the percentage of its assets that it may invest in these instruments.

### Principal Investment Risks

The principal risks of investing in the Fund are summarized below. The Fund does not represent a complete investment program. You may lose money by investing in the Fund.

The significance of any specific risk to an investment in the Fund will vary over time, depending on the composition of the Fund’s portfolio, market conditions, and other factors. You should read all of the risk information presented below carefully, because any one or more of these risks may result in losses to the Fund.

## Fund Summary

---

**Credit/Counterparty Risk:** Credit/counterparty risk is the risk that the issuer or guarantor of a fixed-income security, or the counterparty to a derivative or other transaction, will be unable or unwilling to make timely payments of interest or principal or to otherwise honor its obligations. As a result, the Fund may sustain losses or be unable or delayed in its ability to realize gains. The Fund will be subject to credit/counterparty risk with respect to the counterparties to its derivatives transactions. This risk will be heightened to the extent the Fund enters into derivative transactions with a single counterparty (or affiliated counterparties that are part of the same organization), causing the Fund to have significant exposure to such counterparty. Many of the protections afforded to participants on organized exchanges and clearing houses, such as the performance guarantee given by a central clearing house, are not available in connection with over-the-counter (“OTC”) derivatives transactions, such as foreign currency transactions. For centrally cleared derivatives, such as cleared swaps, futures and many options, the primary credit/counterparty risk is the creditworthiness of the Fund’s clearing broker and the central clearing house itself.

**Below Investment Grade Fixed-Income Securities Risk:** The Fund’s investments in below investment grade fixed-income securities, also known as “junk bonds,” may be subject to greater risks than other fixed-income securities, including being subject to greater levels of interest rate risk, credit/counterparty risk (including a greater risk of default) and liquidity risk. The ability of the issuer to make principal and interest payments is predominantly speculative for below investment grade fixed-income securities.

**Currency Risk:** Fluctuations in the exchange rates between different currencies may negatively affect an investment. The Fund may be subject to currency risk because it may invest in currency-related instruments and may invest in securities or other instruments denominated in, or that generate income denominated in, foreign currencies. The Fund may elect not to hedge currency risk, or may hedge such risk imperfectly, which may cause the Fund to incur losses that would not have been incurred had the risk been hedged.

**Equity Securities Risk:** The value of the Fund’s investments in equity securities could be subject to unpredictable declines in the value of individual securities and periods of below-average performance in individual securities or in the equity market as a whole. In the event an issuer is liquidated or declares bankruptcy, the claims of owners of the issuer’s bonds generally take precedence over the claims of those who own preferred stock or common stock.

**Market/Issuer Risk:** The market value of the Fund’s investments will move up and down, sometimes rapidly and unpredictably, based upon overall market and economic conditions, as well as a number of reasons that directly relate to the issuers of the Fund’s investments, such as management performance, financial condition and demand for the issuers’ goods and services.

**Cybersecurity and Technology Risk:** The Fund, its service providers, and other market participants increasingly depend on complex information technology and communications systems, which are subject to a number of different threats and risks that could adversely affect the Fund and its shareholders. Cybersecurity and other operational and technology issues may result in financial losses to the Fund and its shareholders.

**Derivatives Risk:** Derivative instruments (such as those in which the Fund may invest, including futures, structured notes, swaps (including credit default swaps) and forward currency contracts) are subject to changes in the value of the underlying assets or indices on which such instruments are based. There is no guarantee that the use of derivatives will be effective or that suitable transactions will be available. Even a small investment in derivatives may give rise to leverage risk and can have a significant impact on the Fund’s exposure to securities markets values, interest rates or currency exchange rates. It is possible that the Fund’s liquid assets may be insufficient to support its obligations under its derivatives positions. The use of derivatives for other than hedging purposes may be considered a speculative activity, and involves greater risks than are involved in hedging. The use of derivatives may cause the Fund to incur losses greater than those that would have occurred had derivatives not been used. The Fund’s use of derivatives, such as futures, structured notes, swaps (including credit default swaps) and forward currency contracts involves other risks, such as the credit risk relating to the other party to a derivative contract (which is greater for forward currency contracts, uncleared swaps and other OTC derivatives), the risk of difficulties in pricing and valuation, the risk that changes in the value of a derivative may not correlate as expected with changes in the value of relevant assets, rates or indices; liquidity risk; allocation risk and the risk of losing more than the initial margin (if any) required to initiate derivatives positions. There is also the risk that the Fund may be unable to terminate or sell a derivative position at an advantageous time or price. The Fund’s derivative counterparties may experience financial difficulties or otherwise be unwilling or unable to honor their obligations, possibly resulting in losses to the Fund.

**Emerging Markets Risk:** In addition to the risks of investing in foreign investments generally, emerging markets investments are subject to greater risks arising from political or economic instability, nationalization or confiscatory taxation, currency exchange restrictions, sanctions by other countries (such as the United States) and an issuer’s unwillingness or inability to make principal or interest payments on its obligations. Emerging markets companies may be smaller and have shorter operating histories than companies in developed markets.

**Foreign Securities Risk:** Investments in foreign securities may be subject to greater political, economic, environmental, credit/counterparty and information risks. The Fund’s investments in foreign securities are also subject to foreign currency fluctuations and other foreign currency related risks. Foreign securities may be subject to higher volatility than U.S. securities, varying degrees of regulation and limited liquidity.

**Interest Rate Risk:** Interest rate risk is the risk that the value of the Fund’s investments will fall if interest rates rise. Generally, the value of fixed-income securities rises when prevailing interest rates fall and falls when interest rates rise. Interest rate risk generally is greater for funds that invest in fixed-income securities with relatively longer durations than for funds that invest in fixed-income securities with shorter durations. The value of zero-coupon bonds may be more sensitive to fluctuations in interest rates than other fixed-income securities. In addition, an economic downturn or period of rising interest rates could adversely affect the market for these securities and reduce the Fund’s ability to sell them, negatively impacting the performance of the Fund. Potential future changes in government monetary policy may affect the level of interest rates.

## Fund Summary

**Large Investor Risk:** Ownership of shares of the Fund may be concentrated in one or a few large investors. Such investors may redeem shares in large quantities or on a frequent basis. Redemptions by a large investor can affect the performance of the Fund, may increase realized capital gains, including short-term capital gains taxable as ordinary income, may accelerate the realization of taxable income to shareholders and may increase transaction costs. These transactions potentially limit the use of any capital loss carryforwards and certain other losses to offset future realized capital gains (if any). Such transactions may also increase the Fund's expenses.

**Leverage Risk:** Leverage is the risk associated with securities or investment practices (e.g., borrowing and the use of certain derivatives) that multiply small index, market or asset-price movements into larger changes in value. The use of leverage increases the impact of gains and losses on the Fund's returns, and may lead to significant losses if investments are not successful.

**Liquidity Risk:** Liquidity risk is the risk that the Fund may be unable to find a buyer for its investments when it seeks to sell them or to receive the price it expects. Decreases in the number of financial institutions willing to make markets in the Fund's investments or in their capacity or willingness to transact may increase the Fund's exposure to this risk. Events that may lead to increased redemptions, such as market disruptions or increases in interest rates, may also negatively impact the liquidity of the Fund's investments when it needs to dispose of them. If the Fund is forced to sell its investments at an unfavorable time and/or under adverse conditions in order to meet redemption requests, such sales could negatively affect the Fund. Securities acquired in a private placement, such as Rule 144A securities, are generally subject to significant liquidity risk because they are subject to strict restrictions on resale and there may be no liquid secondary market or ready purchaser for such securities. Derivatives, and particularly OTC derivatives, are generally subject to liquidity risk as well. Liquidity issues may also make it difficult to value the Fund's investments.

**Management Risk:** A strategy used by the Fund's portfolio managers may fail to produce the intended result.

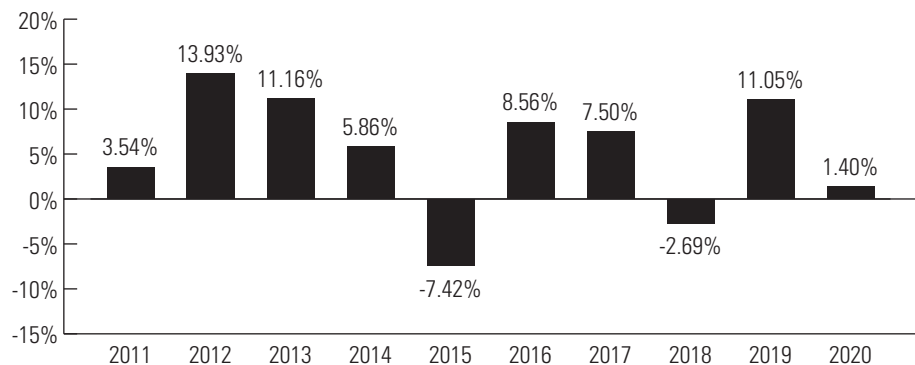
**Mortgage-Related and Asset-Backed Securities Risk:** In addition to the risks associated with investments in fixed-income securities generally (for example, credit, liquidity and valuation risk), mortgage-related and asset-backed securities are subject to the risks of the mortgages and assets underlying the securities as well as prepayment risk, the risk that the securities may be prepaid and result in the reinvestment of the prepaid amounts in securities with lower yields than the prepaid obligations. Conversely, there is a risk that a rise in interest rates will extend the life of a mortgage-related or asset-backed security beyond the expected prepayment time, typically reducing the security's value, which is called extension risk. The Fund also may incur a loss when there is a prepayment of securities that were purchased at a premium. The Fund's investments in other asset-backed securities are subject to risks similar to those associated with mortgage-related securities, as well as additional risks associated with the nature of the assets and the servicing of those assets.

### Risk/Return Bar Chart and Table

The bar chart and table shown below provide some indication of the risks of investing in the Fund by showing changes in the Fund's performance from year-to-year and by showing how the Fund's average annual returns for the one-year, five-year, ten-year and life-of-class periods (as applicable) compare to those of two broad measures of market performance. The Bloomberg Barclays U.S. Universal Bond Index represents the union of the U.S. Aggregate Index, the U.S. High-Yield Corporate Index, the 144A Index, the Eurodollar Index, the Emerging Markets Index, and the non-ERISA portion of the CMBS Index. Municipal debt, private placements, and non-dollar-denominated issues are excluded from the Universal Bond Index. The only constituent of the index that includes floating-rate debt is the Emerging Markets Index. Class C shares will automatically convert to Class A shares after eight years. The Fund's past performance (before and after taxes) does not necessarily indicate how the Fund will perform in the future. Updated performance information is available online at [im.natixis.com](http://im.natixis.com) and/or by calling the Fund toll-free at 800-225-5478.

The chart does not reflect any sales charge that you may be required to pay when you buy or redeem the Fund's shares. A sales charge will reduce your return.

### Total Returns for Class Y Shares



Highest Quarterly Return:

First Quarter 2012, 6.89%

Lowest Quarterly Return:

First Quarter 2020, -12.29%

### Average Annual Total Returns

(for the periods ended December 31, 2020)

	Past 1 Year	Past 5 Years	Past 10 Years	Life of Class N (2/1/13)
Class Y - Return Before Taxes	1.40%	5.04%	5.09%	-

## Fund Summary

### Average Annual Total Returns

(for the periods ended December 31, 2020)

	Past 1 Year	Past 5 Years	Past 10 Years	Life of Class N (2/1/13)
Return After Taxes on Distributions	-0.25%	3.37%	3.12%	-
Return After Taxes on Distributions and Sale of Fund Shares	0.99%	3.26%	3.25%	-
Class A - Return Before Taxes	-3.14%	3.86%	4.37%	-
Class C - Return Before Taxes	-0.59%	3.98%	4.21%	-
Class N - Return Before Taxes	1.49%	5.12%	-	4.04%
Class T - Return Before Taxes	-1.37%	4.24%	4.57%	-
Admin Class - Return Before Taxes	0.82%	4.52%	4.57%	-
Bloomberg Barclays U.S. Aggregate Bond Index	7.51%	4.44%	3.84%	3.43%
Bloomberg Barclays U.S. Universal Bond Index	7.58%	4.87%	4.16%	3.70%

The Fund did not have Class T shares outstanding during the periods shown above. The returns of Class T shares would have been substantially similar to the returns of the Fund's other share classes because they would have been invested in the same portfolio of securities and would only differ to the extent the other share classes did not have the same expenses. Performance of Class T shares shown above is that of Class A shares, which have the same expenses as Class T shares, restated to reflect the different sales load applicable to Class T shares.

After-tax returns are calculated using the historical highest individual federal marginal income tax rates and do not reflect the impact of state and local taxes. Actual after-tax returns depend on an investor's tax situation and may differ from those shown. After-tax returns shown are not relevant to investors who hold their shares through tax-advantaged arrangements, such as 401(k) plans, qualified plans, education savings accounts, such as 529 plans, or individual retirement accounts. The after-tax returns are shown for only one class of the Fund. After-tax returns for the other classes of the Fund will vary. Index performance reflects no deduction for fees, expenses or taxes.

## Management

### Investment Adviser

Loomis, Sayles & Company, L.P.

### Portfolio Managers

Matthew J. Eagan, CFA<sup>®</sup>, Executive Vice President and Director of the Adviser, served as associate portfolio manager of the Fund from 2007 to 2012 and has served as portfolio manager of the Fund since 2012.

Brian P. Kennedy, Vice President of the Adviser, has served as portfolio manager of the Fund since 2016.

Elaine M. Stokes, Executive Vice President and Director of the Adviser, served as associate portfolio manager of the Fund from 2007 to 2012 and has served as portfolio manager of the Fund since 2012.

## Purchase and Sale of Fund Shares

### Class A and C Shares

The following chart shows the investment minimums for various types of accounts:

Type of Account	Minimum Initial Purchase	Minimum Subsequent Purchase
Any account other than those listed below	\$ 2,500	\$ 50
For shareholders participating in Natixis Funds' Investment Builder Program	\$ 1,000	\$ 50
For Traditional IRA, Roth IRA, Rollover IRA, SEP-IRA and Keogh plans using the Natixis Funds' prototype document (direct accounts, not held through intermediary)	\$ 1,000	\$ 50
Coverdell Education Savings Accounts using the Natixis Funds' prototype document (direct accounts, not held through intermediary)	\$ 500	\$ 50

There is no initial or subsequent investment minimum for:

- **Fee Based Programs** (such as wrap accounts) where an advisory fee is paid to the broker-dealer or other financial intermediary. Please consult your financial representative to determine if your fee based program is subject to additional or different conditions or fees.
- **Certain Retirement Plans.** Please consult your retirement plan administrator to determine if your retirement plan is subject to additional or different conditions or fees imposed by the plan administrator.

## Fund Summary

---

- Clients of a **Registered Investment Adviser** where the Registered Investment Adviser receives an advisory, management or consulting fee.

The minimum investment requirements for Class A shares may be waived or lowered for investments effected through certain financial intermediaries that have entered into special arrangements with Natixis Distribution, L.P. (the "Distributor"). Consult your financial intermediary for additional information regarding the minimum investment requirement applicable to your investment.

### Class N Shares

Class N shares of the Fund are subject to a \$1,000,000 initial investment minimum. This minimum applies to Fee Based Programs and accounts (such as wrap accounts) where an advisory fee is paid to the broker-dealer or other financial intermediary, accounts established via a transfer, or any other transaction in which a new account is established. There is no subsequent investment minimum for these shares. There is no initial investment minimum for:

- **Certain Retirement Plans.** Please consult your retirement plan administrator to determine if your retirement plan is subject to additional or different conditions or fees imposed by the plan administrator.
- **Sub-accounts** held within an omnibus account, where the omnibus account has at least \$1,000,000.
- **Funds of funds** that are distributed by the Distributor.

In its sole discretion, the Distributor may waive the investment minimum requirement for accounts as to which the Distributor reasonably believes will have enough assets to exceed the investment minimum requirement within a relatively short period of time following the establishment date of such accounts in Class N. If, after two years, an account's value does not exceed the investment minimum requirement, the Distributor and the Fund reserve the right to redeem such account.

### Admin Class Shares

Admin Class shares of the Fund are intended primarily for Certain Retirement Plans held in an omnibus fashion and are not available for purchase by individual investors. There are no initial or subsequent investment minimums for these shares.

### Class T Shares

Class T shares of the Fund are not currently available for purchase.

Class T shares of the Fund may only be purchased by investors who are investing through an authorized third party, such as a broker-dealer or other financial intermediary, that has entered into a selling agreement with the Distributor. Investors may not hold Class T shares directly with the Fund. Class T shares are subject to a minimum initial investment of \$2,500 and a minimum subsequent investment of \$50. Not all financial intermediaries make Class T shares available to their clients.

### Class Y Shares

Class Y shares of the Fund are generally subject to a minimum initial investment of \$100,000 and a minimum subsequent investment of \$50, except there is no minimum initial or subsequent investment for:

- **Fee Based Programs** (such as wrap accounts) where an advisory fee is paid to the broker-dealer or other financial intermediary. Please consult your financial representative to determine if your fee based program is subject to additional or different conditions or fees.
- **Certain Retirement Plans.** Please consult your retirement plan administrator to determine if your retirement plan is subject to additional or different conditions or fees imposed by the plan administrator.
- **Certain Individual Retirement Accounts** if the amounts invested represent rollover distributions from investments by any of the retirement plans invested in the Fund.
- Clients of a **Registered Investment Adviser** where the Registered Investment Adviser receives an advisory, management or consulting fee.
- **Fund Trustees**, former Fund trustees, employees of affiliates of the Natixis Funds and other individuals who are affiliated with any Natixis Fund (this also applies to any spouse, parents, children, siblings, grandparents, grandchildren and in-laws of those mentioned) and Natixis affiliate employee benefit plans.

At the discretion of Natixis Advisors, L.P., clients of Natixis Advisors, L.P. and its affiliates may purchase Class Y shares of the Fund below the stated minimums.

Due to operational limitations at your financial intermediary, certain fee based programs, retirement plans, individual retirement accounts and accounts of registered investment advisers may be subject to the investment minimums described above.

The Fund's shares are available for purchase and are redeemable on any business day through your investment dealer, directly from the Fund by writing to the Fund at Natixis Funds, P.O. Box 219579, Kansas City, MO 64121-9579, by exchange, by wire, by internet at [im.natixis.com](http://im.natixis.com) (certain restrictions may apply), through the Automated Clearing House system, or, in the case of redemptions, by telephone at 800-225-5478 or by the Systematic Withdrawal Plan.

### Tax Information

Fund distributions are generally taxable to you as ordinary income or capital gains, except for distributions to retirement plans and other investors that qualify for tax-advantaged treatment under U.S. federal income tax law generally. Investments in such tax-advantaged plans will generally be taxed only upon withdrawal of monies from the tax-advantaged arrangement.

### Payments to Broker-Dealers and Other Financial Intermediaries

If you purchase shares of the Fund through a broker-dealer or other financial intermediary (such as a bank), the Fund and its related companies may pay the intermediary for the sale of the Fund shares and related services. These payments may create a conflict of interest by influencing the broker-dealer or other intermediary and your salesperson to recommend the Fund over another investment. Ask your salesperson or visit your financial intermediary's website for more information.



# Natixis Oakmark Fund

## Investment Goal

The Fund seeks long-term capital appreciation.

## Fund Fees & Expenses

The following table describes the fees and expenses that you may pay if you buy, hold, and sell shares of the Fund. You may pay other fees, such as brokerage commissions and other fees to financial intermediaries, which are not reflected in this table. You may qualify for sales charge discounts if you and your family invest, or agree to invest in the future, at least \$50,000 in the Natixis Funds Complex. More information about these and other discounts is available from your financial professional and in the section "How Sales Charges Are Calculated" on page 75 of the Prospectus, in Appendix A to the Prospectus and on page 136 in the section "Reduced Sales Charges" of the Statement of Additional Information ("SAI").

### Shareholder Fees

(fees paid directly from your investment)

	Class A	Class C	Class N	Class T	Class Y
Maximum sales charge (load) imposed on purchases (as a percentage of offering price)	5.75%	None	None	2.50%	None
Maximum deferred sales charge (load) (as a percentage of original purchase price or redemption proceeds, as applicable)	None*	1.00%	None	None	None
Redemption fees	None	None	None	None	None

\* A 1.00% contingent deferred sales charge ("CDSC") may apply to certain purchases of Class A shares of \$1,000,000 or more that are redeemed within eighteen months of the date of purchase.

### Annual Fund Operating Expenses

(expenses that you pay each year as a percentage of the value of your investment)

	Class A	Class C	Class N	Class T	Class Y
Management fees	0.69%	0.69%	0.69%	0.69%	0.69%
Distribution and/or service (12b-1) fees	0.25%	1.00%	0.00%	0.25%	0.00%
Other expenses	0.26%	0.26%	0.36%	0.26% <sup>1</sup>	0.26%
Total annual fund operating expenses	1.20%	1.95%	1.05%	1.20%	0.95%
Fee waiver and/or expense reimbursement <sup>2,3</sup>	0.00%	0.00%	0.19%	0.00%	0.00%
Total annual fund operating expenses after fee waiver and/or expense reimbursement	1.20%	1.95%	0.86%	1.20%	0.95%

<sup>1</sup> Other expenses for Class T shares are estimated for the current fiscal year.

<sup>2</sup> The Fund's investment adviser has given a binding contractual undertaking to the Fund to limit the amount of the Fund's total annual fund operating expenses to 1.30%, 2.05%, 1.00%, 1.30% and 1.05% of the Fund's average daily net assets for Class A, C, N, T and Y shares, respectively, exclusive of brokerage expenses, interest expense, taxes, acquired fund fees and expenses, organizational and extraordinary expenses, such as litigation and indemnification expenses. This undertaking is in effect through April 30, 2022 and may be terminated before then only with the consent of the Fund's Board of Trustees. The Fund's investment adviser will be permitted to recover, on a class by class basis, management fees waived and/or expenses reimbursed to the extent that expenses in later periods fall below the applicable expense limitations for Class A, C, N, T and Y shares. The Fund will not be obligated to repay any such waived/reimbursed fees and expenses more than one year after the end of the fiscal year in which the fees or expenses were waived/reimbursed.

<sup>3</sup> Natixis Advisors, L.P. ("Natixis Advisors") has given a binding contractual undertaking to the Fund to reimburse any and all transfer agency expenses for Class N shares. This undertaking is in effect through April 30, 2022 and may be terminated before then only with the consent of the Fund's Board of Trustees.

### Example

This example is intended to help you compare the cost of investing in the Fund with the cost of investing in other mutual funds. The example assumes that you invest \$10,000 in the Fund for the time periods indicated and then redeem all of your shares at the end of those periods (except where indicated). The example also assumes that your investment has a 5% return each year and that the Fund's operating expenses remain the same, except that the example for Class N is based on the Total Annual Fund Operating Expenses After Fee Waiver and/or Expense Reimbursement assuming that such waiver and/or reimbursement will only be in place through the date noted above and on the Total Annual Fund Operating Expenses for the remaining periods. The example for Class C shares for the ten-year period reflects the conversion to Class A shares after eight years. The example does not take into account brokerage commissions and other fees to financial intermediaries that you may pay on your purchases and sales of shares of the Fund. Although your actual costs may be higher or lower, based on these assumptions your costs would be:

If shares are redeemed:	1 year	3 years	5 years	10 years
Class A	\$ 690	\$ 934	\$ 1,197	\$ 1,946
Class C	\$ 298	\$ 612	\$ 1,052	\$ 2,080

## Fund Summary

<b>If shares are redeemed:</b>	<b>1 year</b>	<b>3 years</b>	<b>5 years</b>	<b>10 years</b>
Class N	\$ 88	\$ 315	\$ 561	\$ 1,265
Class T	\$ 369	\$ 621	\$ 893	\$ 1,668
Class Y	\$ 97	\$ 303	\$ 525	\$ 1,166

<b>If shares are not redeemed:</b>	<b>1 year</b>	<b>3 years</b>	<b>5 years</b>	<b>10 years</b>
Class C	\$ 198	\$ 612	\$ 1,052	\$ 2,080

### Portfolio Turnover

The Fund pays transaction costs, such as commissions, when it buys and sells securities (or “turns over” its portfolio). A higher portfolio turnover rate may indicate higher transaction costs and may result in higher taxes for you if your Fund shares are held in a taxable account. These costs, which are not reflected in annual fund operating expenses or in the example, affect the Fund’s performance. During its most recently ended fiscal year, the Fund’s portfolio turnover rate was 22% of the average value of its portfolio.

## Investments, Risks and Performance

### Principal Investment Strategies

Under normal market conditions, the Fund primarily invests in common stocks of U.S. companies. The Fund generally invests in securities of larger capitalization companies in any industry. Harris Associates L.P. (“Harris Associates”) uses a value investment philosophy in selecting equity securities, including common stocks. This value investment philosophy is based upon the belief that, over time, a company’s stock price converges with the company’s intrinsic value. By “intrinsic value,” Harris Associates means its estimate of the price a knowledgeable buyer would pay to acquire the entire business. Harris Associates believes that investing in securities priced significantly below what Harris Associates believes is a company’s intrinsic value presents the best opportunity to achieve the Fund’s investment objectives.

Harris Associates uses this value investment philosophy to identify companies that it believes have discounted stock prices compared to what Harris Associates believes are the companies’ intrinsic values. In assessing such companies, Harris Associates looks for the following characteristics, although not all of the companies selected will have these attributes: (1) free cash flows and intelligent investment of excess cash; (2) earnings that are growing and are reasonably predictable; and (3) high level of company management ownership.

Once Harris Associates identifies a stock that it believes is selling at a significant discount to Harris Associates’ estimate of intrinsic value and that the issuer has one or more of the additional qualities mentioned above, Harris Associates generally will consider buying that security for the Fund. Harris Associates usually sells a security when the price approaches its estimated value or the issuer’s fundamentals change. Harris Associates monitors each holding and adjusts its price targets as warranted to reflect changes in the issuer’s fundamentals. The Fund’s portfolio typically holds 30 to 60 stocks.

### Principal Investment Risks

The principal risks of investing in the Fund are summarized below. The Fund does not represent a complete investment program. You may lose money by investing in the Fund.

The significance of any specific risk to an investment in the Fund will vary over time, depending on the composition of the Fund’s portfolio, market conditions, and other factors. You should read all of the risk information presented below carefully, because any one or more of these risks may result in losses to the Fund.

**Equity Securities Risk:** The value of the Fund’s investments in equity securities could be subject to unpredictable declines in the value of individual securities and periods of below-average performance in individual securities or in the equity market as a whole. Value stocks can perform differently from the market as a whole and from other types of stocks. Value stocks also present the risk that their lower valuations fairly reflect their business prospects and that investors will not agree that the stocks represent favorable investment opportunities, and they may fall out of favor with investors and underperform growth stocks during any given period. In the event an issuer is liquidated or declares bankruptcy, the claims of owners of the issuer’s bonds generally take precedence over the claims of those who own preferred stock or common stock.

**Focused Investment Risk:** Because the Fund may invest in a small number of industries or securities, it may have more risk because the impact of a single economic, political or regulatory occurrence may have a greater adverse impact on the Fund’s net asset value.

**Cybersecurity and Technology Risk:** The Fund, its service providers, and other market participants increasingly depend on complex information technology and communications systems, which are subject to a number of different threats and risks that could adversely affect the Fund and its shareholders. Cybersecurity and other operational and technology issues may result in financial losses to the Fund and its shareholders.

**Large Investor Risk:** Ownership of shares of the Fund may be concentrated in one or a few large investors. Such investors may redeem shares in large quantities or on a frequent basis. Redemptions by a large investor can affect the performance of the Fund, may increase realized capital gains, including short-term capital gains taxable as ordinary income, may accelerate the realization of taxable income to shareholders and may increase transaction costs.

## Fund Summary

These transactions potentially limit the use of any capital loss carryforwards and certain other losses to offset future realized capital gains (if any). Such transactions may also increase the Fund's expenses.

**Management Risk:** A strategy used by the Fund's portfolio managers may fail to produce the intended result.

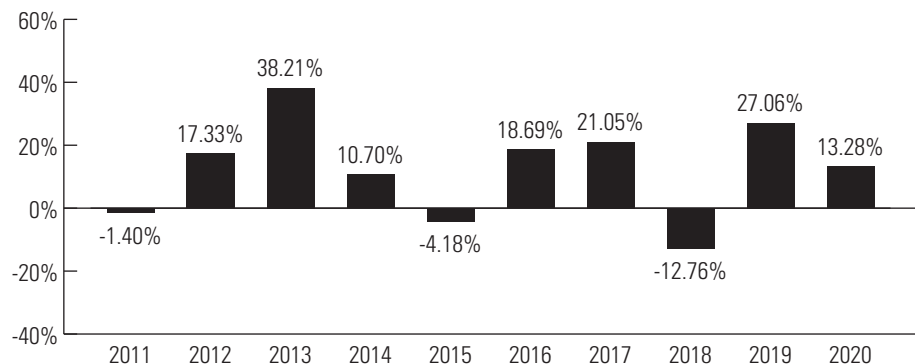
**Market/Issuer Risk:** The market value of the Fund's investments will move up and down, sometimes rapidly and unpredictably, based upon overall market and economic conditions, as well as a number of reasons that directly relate to the issuers of the Fund's investments, such as management performance, financial condition and demand for the issuers' goods and services.

### Risk/Return Bar Chart and Table

The bar chart and table shown below provide some indication of the risks of investing in the Fund by showing changes in the Fund's performance from year-to-year and by showing how the Fund's average annual returns for the one-year, five-year, ten-year, and life-of-class periods (as applicable) compare to those of a broad measure of market performance. Class C shares will automatically convert to Class A shares after eight years. The Fund's past performance (before and after taxes) does not necessarily indicate how the Fund will perform in the future. Updated performance information is available online at [im.natixis.com](http://im.natixis.com) and/or by calling the Fund toll-free at 800-225-5478.

The chart does not reflect any sales charge that you may be required to pay when you buy or redeem the Fund's shares. A sales charge will reduce your return.

### Total Returns for Class Y Shares



Highest Quarterly Return:

Fourth Quarter 2020, 23.76%

Lowest Quarterly Return:

First Quarter 2020, -29.68%

### Average Annual Total Returns

(for the periods ended December 31, 2020)

	Past 1 Year	Past 5 Years	Past 10 Years	Life of Class N (5/1/17)
Class Y - Return Before Taxes	13.28%	12.52%	11.83%	-
Return After Taxes on Distributions	11.05%	10.65%	10.29%	-
Return After Taxes on Distributions and Sale of Fund Shares	9.41%	9.72%	9.49%	-
Class A - Return Before Taxes	6.51%	10.91%	10.90%	-
Class C - Return Before Taxes	11.15%	11.40%	10.90%	-
Class N - Return Before Taxes	13.41%	-	-	10.77%
Class T - Return Before Taxes	10.17%	11.68%	11.28%	-
S&P 500® Index	18.40%	15.22%	13.88%	15.30%

The Fund did not have Class T shares outstanding during the periods shown above. The returns of Class T shares would have been substantially similar to the returns of the Fund's other share classes because they would have been invested in the same portfolio of securities and would only differ to the extent the other share classes did not have the same expenses. Performance of Class T shares shown above is that of Class A shares, which have the same expenses as Class T shares, restated to reflect the different sales load applicable to Class T shares.

After-tax returns are calculated using the historical highest individual federal marginal income tax rates and do not reflect the impact of state and local taxes. Actual after-tax returns depend on an investor's tax situation and may differ from those shown. After-tax returns shown are not relevant to investors who hold their Fund shares through tax-advantaged arrangements, such as 401(k) plans, qualified plans, education savings accounts, such as 529 plans, or individual retirement accounts. The after-tax returns are shown for only one class of the Fund. After-tax returns for the other classes of the Fund will vary. Index performance reflects no deduction for fees, expenses or taxes.

## Management

### Investment Adviser

Natixis Advisors, L.P. (“Natixis Advisors”)

### Subadviser

Harris Associates L.P. (“Harris Associates”)

### Portfolio Managers

William C. Nygren, CFA<sup>®</sup>, Vice President, Chief Investment Officer, U.S. Equity and portfolio manager of Harris Associates, has served as co-manager of the Fund since 2014.

Kevin G. Grant\*, CFA<sup>®</sup>, Co-Chairman, portfolio manager and analyst of Harris Associates, has served as co-manager of the Fund since 2014.

M. Colin Hudson, CFA<sup>®</sup>, Vice President, portfolio manager and analyst of Harris Associates, has served as co-manager of the Fund since 2014.

Michael J. Mangan, CFA<sup>®</sup>, CPA, portfolio manager of Harris Associates, served as co-manager of the Fund from 2002 until February 2014 and since August 2014.

Michael A. Nicolas, CFA<sup>®</sup>, portfolio manager and analyst of Harris Associates, has served as co-manager of the Fund since 2020.

\*Effective January 1, 2022, Kevin G. Grant will no longer serve as portfolio manager of the Fund.

## Purchase and Sale of Fund Shares

### Class A and C Shares

The following chart shows the investment minimums for various types of accounts:

Type of Account	Minimum Initial Purchase	Minimum Subsequent Purchase
Any account other than those listed below	\$ 2,500	\$ 50
For shareholders participating in Natixis Funds’ Investment Builder Program	\$ 1,000	\$ 50
For Traditional IRA, Roth IRA, Rollover IRA, SEP-IRA and Keogh plans using the Natixis Funds’ prototype document (direct accounts, not held through intermediary)	\$ 1,000	\$ 50
Coverdell Education Savings Accounts using the Natixis Funds’ prototype document (direct accounts, not held through intermediary)	\$ 500	\$ 50

There is no initial or subsequent investment minimum for:

- **Fee Based Programs** (such as wrap accounts) where an advisory fee is paid to the broker-dealer or other financial intermediary. Please consult your financial representative to determine if your fee based program is subject to additional or different conditions or fees.
- **Certain Retirement Plans.** Please consult your retirement plan administrator to determine if your retirement plan is subject to additional or different conditions or fees imposed by the plan administrator.
- Clients of a **Registered Investment Adviser** where the Registered Investment Adviser receives an advisory, management or consulting fee.

The minimum investment requirements for Class A shares may be waived or lowered for investments effected through certain financial intermediaries that have entered into special arrangements with Natixis Distribution, L.P. (the “Distributor”). Consult your financial intermediary for additional information regarding the minimum investment requirement applicable to your investment.

### Class N Shares

Class N shares of the Fund are subject to a \$1,000,000 initial investment minimum. This minimum applies to Fee Based Programs and accounts (such as wrap accounts) where an advisory fee is paid to the broker-dealer or other financial intermediary, accounts established via a transfer, or any other transaction in which a new account is established. There is no subsequent investment minimum for these shares. There is no initial investment minimum for:

- **Certain Retirement Plans.** Please consult your retirement plan administrator to determine if your retirement plan is subject to additional or different conditions or fees imposed by the plan administrator.
- **Sub-accounts** held within an omnibus account, where the omnibus account has at least \$1,000,000.
- **Funds of funds** that are distributed by the Distributor.

In its sole discretion, the Distributor may waive the investment minimum requirement for accounts as to which the Distributor reasonably believes will have enough assets to exceed the investment minimum requirement within a relatively short period of time following the establishment date of such accounts in Class N. If, after two years, an account’s value does not exceed the investment minimum requirement, the Distributor and the Fund reserve the right to redeem such account.

## Fund Summary

---

### Class T Shares

Class T shares of the Fund are not currently available for purchase.

Class T shares of the Fund may only be purchased by investors who are investing through an authorized third party, such as a broker-dealer or other financial intermediary, that has entered into a selling agreement with the Distributor. Investors may not hold Class T shares directly with the Fund. Class T shares are subject to a minimum initial investment of \$2,500 and a minimum subsequent investment of \$50. Not all financial intermediaries make Class T shares available to their clients.

### Class Y Shares

Class Y shares of the Fund are generally subject to a minimum initial investment of \$100,000 and a minimum subsequent investment of \$50, except there is no minimum initial or subsequent investment for:

- **Fee Based Programs** (such as wrap accounts) where an advisory fee is paid to the broker-dealer or other financial intermediary. Please consult your financial representative to determine if your fee based program is subject to additional or different conditions or fees.
- **Certain Retirement Plans.** Please consult your retirement plan administrator to determine if your retirement plan is subject to additional or different conditions or fees imposed by the plan administrator.
- **Certain Individual Retirement Accounts** if the amounts invested represent rollover distributions from investments by any of the retirement plans invested in the Fund.
- Clients of a **Registered Investment Adviser** where the Registered Investment Adviser receives an advisory, management or consulting fee.
- **Fund Trustees**, former Fund trustees, employees of affiliates of the Natixis Funds and other individuals who are affiliated with any Natixis Fund (this also applies to any spouse, parents, children, siblings, grandparents, grandchildren and in-laws of those mentioned) and Natixis affiliate employee benefit plans.

At the discretion of Natixis Advisors, L.P., clients of Natixis Advisors, L.P. and its affiliates may purchase Class Y shares of the Fund below the stated minimums.

Due to operational limitations at your financial intermediary, certain fee based programs, retirement plans, individual retirement accounts and accounts of registered investment advisers may be subject to the investment minimums described above.

The Fund's shares are available for purchase and are redeemable on any business day through your investment dealer, directly from the Fund by writing to the Fund at Natixis Funds, P.O. Box 219579, Kansas City, MO 64121-9579, by exchange, by wire, by internet at [im.natixis.com](http://im.natixis.com) (certain restrictions may apply), through the Automated Clearing House system, or, in the case of redemptions, by telephone at 800-225-5478 or by the Systematic Withdrawal Plan.

## Tax Information

Fund distributions are generally taxable to you as ordinary income or capital gains, except for distributions to retirement plans and other investors that qualify for tax-advantaged treatment under U.S. federal income tax law generally. Investments in such tax-advantaged plans will generally be taxed only upon withdrawal of monies from the tax-advantaged arrangement.

## Payments to Broker-Dealers and Other Financial Intermediaries

If you purchase shares of the Fund through a broker-dealer or other financial intermediary (such as a bank), the Fund and its related companies may pay the intermediary for the sale of the Fund shares and related services. These payments may create a conflict of interest by influencing the broker-dealer or other intermediary and your salesperson to recommend the Fund over another investment. Ask your salesperson or visit your financial intermediary's website for more information.

# Natixis Oakmark International Fund

## Investment Goal

The Fund seeks long-term capital appreciation.

## Fund Fees & Expenses

The following table describes the fees and expenses that you may pay if you buy, hold, and sell shares of the Fund. You may pay other fees, such as brokerage commissions and other fees to financial intermediaries, which are not reflected in this table. You may qualify for sales charge discounts if you and your family invest, or agree to invest in the future, at least \$50,000 in the Natixis Funds Complex. More information about these and other discounts is available from your financial professional and in the section "How Sales Charges Are Calculated" on page 75 of the Prospectus, in Appendix A to the Prospectus and on page 136 in the section "Reduced Sales Charges" of the Statement of Additional Information ("SAI").

### Shareholder Fees

(fees paid directly from your investment)

	Class A	Class C	Class N	Class T	Class Y
Maximum sales charge (load) imposed on purchases (as a percentage of offering price)	5.75%	None	None	2.50%	None
Maximum deferred sales charge (load) (as a percentage of original purchase price or redemption proceeds, as applicable)	None*	1.00%	None	None	None
Redemption fees	None	None	None	None	None

\* A 1.00% contingent deferred sales charge ("CDSC") may apply to certain purchases of Class A shares of \$1,000,000 or more that are redeemed within eighteen months of the date of purchase.

### Annual Fund Operating Expenses

(expenses that you pay each year as a percentage of the value of your investment)

	Class A	Class C	Class N	Class T	Class Y
Management fees	0.78%	0.78%	0.78%	0.78%	0.78%
Distribution and/or service (12b-1) fees	0.25%	1.00%	0.00%	0.25%	0.00%
Other expenses <sup>1</sup>	0.33%	0.33%	0.39%	0.33% <sup>2</sup>	0.33%
Total annual fund operating expenses	1.36%	2.11%	1.17%	1.36%	1.11%
Fee waiver and/or expense reimbursement <sup>3,4</sup>	0.16%	0.16%	0.27%	0.16%	0.16%
Total annual fund operating expenses after fee waiver and/or expense reimbursement	1.20%	1.95%	0.90%	1.20%	0.95%

1 Other expenses include acquired fund fees and expenses of less than 0.01%.

2 Other expenses for Class T shares are estimated for the current fiscal year.

3 The Fund's investment adviser has given a binding contractual undertaking to the Fund to limit the amount of the Fund's total annual fund operating expenses to 1.20%, 1.95%, 0.90%, 1.20% and 0.95% of the Fund's average daily net assets for Class A, C, N, T and Y shares, respectively, exclusive of brokerage expenses, interest expense, taxes, acquired fund fees and expenses, organizational and extraordinary expenses, such as litigation and indemnification expenses. This undertaking is in effect through April 30, 2022 and may be terminated before then only with the consent of the Fund's Board of Trustees. The Fund's investment adviser will be permitted to recover, on a class by class basis, management fees waived and/or expenses reimbursed to the extent that expenses in later periods fall below the applicable expense limitations for Class A, C, N, T and Y shares. The Fund will not be obligated to repay any such waived/reimbursed fees and expenses more than one year after the end of the fiscal year in which the fees or expenses were waived/reimbursed.

4 Natixis Advisors, L.P. ("Natixis Advisors") has given a binding contractual undertaking to the Fund to reimburse any and all transfer agency expenses for Class N shares. This undertaking is in effect through April 30, 2022 and may be terminated before then only with the consent of the Fund's Board of Trustees.

### Example

This example is intended to help you compare the cost of investing in the Fund with the cost of investing in other mutual funds. The example assumes that you invest \$10,000 in the Fund for the time periods indicated and then redeem all of your shares at the end of those periods (except where indicated). The example also assumes that your investment has a 5% return each year and that the Fund's operating expenses remain the same, except that the example is based on the Total Annual Fund Operating Expenses After Fee Waiver and/or Expense Reimbursement assuming that such waiver and/or reimbursement will only be in place through the date noted above and on the Total Annual Fund Operating Expenses for the remaining periods. The example for Class C shares for the ten-year period reflects the conversion to Class A shares after eight years. The example does not take into account brokerage commissions and other fees to financial intermediaries that you may pay on your purchases and sales of shares of the Fund. Although your actual costs may be higher or lower, based on these assumptions your costs would be:

If shares are redeemed:	1 year	3 years	5 years	10 years
Class A	\$ 690	\$ 966	\$ 1,262	\$ 2,103

## Fund Summary

<b>If shares are redeemed:</b>	<b>1 year</b>	<b>3 years</b>	<b>5 years</b>	<b>10 years</b>
Class C	\$ 298	\$ 645	\$ 1,119	\$ 2,237
Class N	\$ 92	\$ 345	\$ 618	\$ 1,396
Class T	\$ 369	\$ 655	\$ 961	\$ 1,831
Class Y	\$ 97	\$ 337	\$ 596	\$ 1,337

<b>If shares are not redeemed:</b>	<b>1 year</b>	<b>3 years</b>	<b>5 years</b>	<b>10 years</b>
Class C	\$ 198	\$ 645	\$ 1,119	\$ 2,237

### Portfolio Turnover

The Fund pays transaction costs, such as commissions, when it buys and sells securities (or “turns over” its portfolio). A higher portfolio turnover rate may indicate higher transaction costs and may result in higher taxes for you if your Fund shares are held in a taxable account. These costs, which are not reflected in annual fund operating expenses or in the example, affect the Fund’s performance. During its most recently ended fiscal year, the Fund’s portfolio turnover rate was 63% of the average value of its portfolio.

## Investments, Risks and Performance

### Principal Investment Strategies

The Fund invests primarily in a diversified portfolio of common stocks of non-U.S. companies. The Fund may invest in non-U.S. markets throughout the world, including emerging markets. Ordinarily, the Fund will invest in the securities of at least five countries outside the U.S. There are no geographic limits on the Fund’s non-U.S. investments. Although the Fund invests primarily in common stocks of non-U.S. companies it may also invest in the securities of U.S. companies. The Fund may invest in the securities of small-, mid- and large-capitalization companies.

The Fund’s subadviser, Harris Associates L.P. (“Harris Associates”), uses a value investment philosophy in selecting equity securities, such as common stocks, preferred stocks, warrants, and securities convertible into common stocks and preferred stocks. This value investment philosophy is based upon the belief that, over time, a company’s stock price converges with Harris Associates’ estimate of its intrinsic value. By “intrinsic value,” Harris Associates means its estimate of the price a knowledgeable buyer would pay to acquire the entire business. Harris Associates believes that investing in securities priced significantly below what Harris Associates believes is a company’s intrinsic value presents the best opportunity to achieve the Fund’s investment objective.

Harris Associates uses this value investment philosophy to identify companies that have discounted stock prices compared to what Harris Associates believes are the companies’ intrinsic values. In assessing such companies, Harris Associates looks for the following characteristics, although not all of the companies selected will have these attributes: (1) free cash flows and intelligent investment of excess cash; (2) earnings that are growing and are reasonably predictable; and (3) high level of company management ownership.

Once Harris Associates identifies a stock that it believes is selling at a significant discount to Harris Associates’ estimated intrinsic value and that the issuer has one or more of the additional qualities mentioned above, Harris Associates generally will consider buying that security for the Fund. Harris Associates usually sells a security when the price approaches its estimated value or the issuer’s fundamentals change. Harris Associates monitors each holding and adjusts its price targets as warranted to reflect changes in the issuer’s fundamentals. The Fund’s portfolio typically holds 30 to 65 stocks.

### Principal Investment Risks

The principal risks of investing in the Fund are summarized below. The Fund does not represent a complete investment program. You may lose money by investing in the Fund.

The significance of any specific risk to an investment in the Fund will vary over time, depending on the composition of the Fund’s portfolio, market conditions, and other factors. You should read all of the risk information presented below carefully, because any one or more of these risks may result in losses to the Fund.

**Equity Securities Risk:** The value of the Fund’s investments in equity securities could be subject to unpredictable declines in the value of individual securities and periods of below-average performance in individual securities or in the equity market as a whole. Value stocks can perform differently from the market as a whole and from other types of stocks. Value stocks also present the risk that their lower valuations fairly reflect their business prospects and that investors will not agree that the stocks represent favorable investment opportunities, and they may fall out of favor with investors and underperform growth stocks during any given period. In the event an issuer is liquidated or declares bankruptcy, the claims of owners of the issuer’s bonds generally take precedence over the claims of those who own preferred stock or common stock.

**Foreign Securities Risk:** Investments in foreign securities may be subject to greater political, economic, environmental, credit/counterparty and information risks. The Fund’s investments in foreign securities are also subject to foreign currency fluctuations and other foreign currency related risks. Foreign securities may be subject to higher volatility than U.S. securities, varying degrees of regulation and limited liquidity.

## Fund Summary

**Emerging Markets Risk:** In addition to the risks of investing in foreign investments generally, emerging markets investments are subject to greater risks arising from political or economic instability, nationalization or confiscatory taxation, currency exchange restrictions, sanctions by other countries (such as the United States) and an issuer’s unwillingness or inability to make principal or interest payments on its obligations. Emerging markets companies may be smaller and have shorter operating histories than companies in developed markets.

**Currency Risk:** Fluctuations in the exchange rates between different currencies may negatively affect an investment. The Fund may be subject to currency risk because it may invest in currency-related instruments and may invest in securities or other instruments denominated in, or that generate income denominated in, foreign currencies. The Fund may elect not to hedge currency risk, or may hedge such risk imperfectly, which may cause the Fund to incur losses that would not have been incurred had the risk been hedged.

**Focused Investment Risk:** Because the Fund may invest in a small number of industries or securities, it may have more risk because the impact of a single economic, political or regulatory occurrence may have a greater adverse impact on the Fund’s net asset value.

**Cybersecurity and Technology Risk:** The Fund, its service providers, and other market participants increasingly depend on complex information technology and communications systems, which are subject to a number of different threats and risks that could adversely affect the Fund and its shareholders. Cybersecurity and other operational and technology issues may result in financial losses to the Fund and its shareholders.

**Large Investor Risk:** Ownership of shares of the Fund may be concentrated in one or a few large investors. Such investors may redeem shares in large quantities or on a frequent basis. Redemptions by a large investor can affect the performance of the Fund, may increase realized capital gains, including short-term capital gains taxable as ordinary income, may accelerate the realization of taxable income to shareholders and may increase transaction costs. These transactions potentially limit the use of any capital loss carryforwards and certain other losses to offset future realized capital gains (if any). Such transactions may also increase the Fund’s expenses.

**Management Risk:** A strategy used by the Fund’s portfolio managers may fail to produce the intended result.

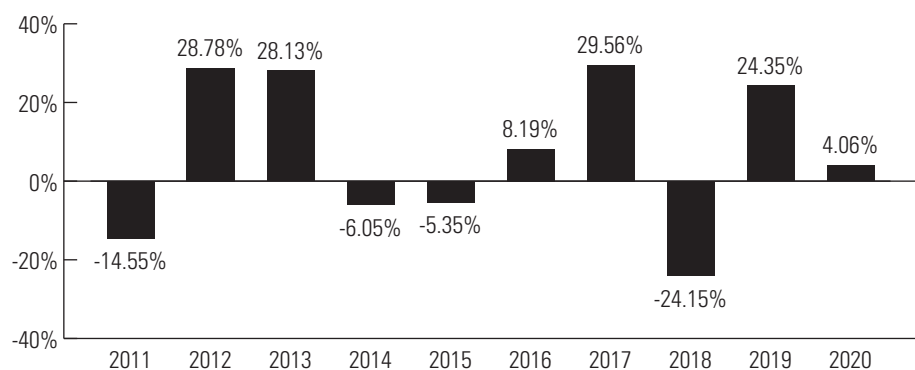
**Market/Issuer Risk:** The market value of the Fund’s investments will move up and down, sometimes rapidly and unpredictably, based upon overall market and economic conditions, as well as a number of reasons that directly relate to the issuers of the Fund’s investments, such as management performance, financial condition and demand for the issuers’ goods and services.

### Risk/Return Bar Chart and Table

The bar chart and table shown below provide some indication of the risks of investing in the Fund by showing changes in the Fund’s performance from year-to-year and by showing how the Fund’s average annual returns for the one-year, five-year, ten year and life-of-class periods (as applicable) compare to those of a broad measure of market performance. Class C shares will automatically convert to Class A shares after eight years. The Fund’s past performance (before and after taxes) does not necessarily indicate how the Fund will perform in the future. Updated performance information is available online at [im.natixis.com](http://im.natixis.com) and/or by calling the Fund toll-free at 800-225-5478.

The chart does not reflect any sales charge that you may be required to pay when you buy or redeem the Fund’s shares. A sales charge will reduce your return.

#### Total Returns for Class A Shares



Highest Quarterly Return:  
Fourth Quarter 2020, 31.94%

Lowest Quarterly Return:  
First Quarter 2020, -38.74%

#### Average Annual Total Returns

(for the periods ended December 31, 2020)

	Past 1 Year	Past 5 Years	Past 10 Years	Life of Class N (5/1/17)
Class A - Return Before Taxes	-1.91%	5.33%	4.98%	-
Return After Taxes on Distributions	-1.84%	5.04%	4.66%	-
Return After Taxes on Distributions and Sale of Fund Shares	-0.96%	4.34%	4.10%	-
Class C - Return Before Taxes	2.28%	5.78%	4.98%	-



## Fund Summary

### Average Annual Total Returns

(for the periods ended December 31, 2020)	Past 1 Year	Past 5 Years	Past 10 Years	Life of Class N (5/1/17)
Class N - Return Before Taxes	4.44%	-	-	3.12%
Class T - Return Before Taxes	1.45%	6.06%	5.34%	-
Class Y - Return Before Taxes <sup>1</sup>	4.32%	6.79%	5.70%	-
MSCI World ex USA Index (Net)	7.59%	7.64%	5.19%	7.06%

<sup>1</sup> Prior to the inception of Class Y shares (5/1/17), performance is that of Class A shares and reflects the higher net expenses of that share class.

The Fund did not have Class T shares outstanding during the periods shown above. The returns of Class T shares would have been substantially similar to the returns of the Fund's other share classes because they would have been invested in the same portfolio of securities and would only differ to the extent the other share classes did not have the same expenses. Performance of Class T shares shown above is that of Class A shares, which have the same expenses as Class T shares, restated to reflect the different sales load applicable to Class T shares.

After-tax returns are calculated using the historical highest individual federal marginal income tax rates and do not reflect the impact of state and local taxes. Actual after-tax returns depend on an investor's tax situation and may differ from those shown. After-tax returns shown are not relevant to investors who hold their Fund shares through tax-advantaged arrangements, such as 401(k) plans, qualified plans, education savings accounts, such as 529 plans, or individual retirement accounts. The after-tax returns are shown for only one class of the Fund. After-tax returns for the other classes of the Fund will vary. Index performance reflects no deduction for fees, expenses or taxes.

The Return After Taxes on Distributions and the Return After Taxes on Distributions and Sale of Fund Shares for the 1-year period exceeds the Return Before Taxes due to an assumed tax benefit from the pass-through of foreign tax credits and from losses on a sale of Fund shares at the end of the measurement period.

## Management

### Investment Adviser

Natixis Advisors, L.P. ("Natixis Advisors")

### Subadviser

Harris Associates L.P. ("Harris Associates")

### Portfolio Managers

David G. Herro, CFA<sup>®</sup>, Deputy Chairman, Chief Investment Officer of International Equity and portfolio manager of Harris Associates, has served as co-portfolio manager of the Fund since 2010.

Michael L. Manelli, CFA<sup>®</sup>, Vice President, portfolio manager, and analyst of Harris Associates, has served as co-portfolio manager of the Fund since 2016.

## Purchase and Sale of Fund Shares

### Class A and C Shares

The following chart shows the investment minimums for various types of accounts:

Type of Account	Minimum Initial Purchase	Minimum Subsequent Purchase
Any account other than those listed below	\$ 2,500	\$ 50
For shareholders participating in Natixis Funds' Investment Builder Program	\$ 1,000	\$ 50
For Traditional IRA, Roth IRA, Rollover IRA, SEP-IRA and Keogh plans using the Natixis Funds' prototype document (direct accounts, not held through intermediary)	\$ 1,000	\$ 50
Coverdell Education Savings Accounts using the Natixis Funds' prototype document (direct accounts, not held through intermediary)	\$ 500	\$ 50

There is no initial or subsequent investment minimum for:

- **Fee Based Programs** (such as wrap accounts) where an advisory fee is paid to the broker-dealer or other financial intermediary. Please consult your financial representative to determine if your fee based program is subject to additional or different conditions or fees.
- **Certain Retirement Plans.** Please consult your retirement plan administrator to determine if your retirement plan is subject to additional or different conditions or fees imposed by the plan administrator.
- Clients of a **Registered Investment Adviser** where the Registered Investment Adviser receives an advisory, management or consulting fee.

## Fund Summary

---

The minimum investment requirements for Class A shares may be waived or lowered for investments effected through certain financial intermediaries that have entered into special arrangements with Natixis Distribution, L.P. (the "Distributor"). Consult your financial intermediary for additional information regarding the minimum investment requirement applicable to your investment.

### Class N Shares

Class N shares of the Fund are subject to a \$1,000,000 initial investment minimum. This minimum applies to Fee Based Programs and accounts (such as wrap accounts) where an advisory fee is paid to the broker-dealer or other financial intermediary, accounts established via a transfer, or any other transaction in which a new account is established. There is no subsequent investment minimum for these shares. There is no initial investment minimum for:

- **Certain Retirement Plans.** Please consult your retirement plan administrator to determine if your retirement plan is subject to additional or different conditions or fees imposed by the plan administrator.
- **Sub-accounts** held within an omnibus account, where the omnibus account has at least \$1,000,000.
- **Funds of funds** that are distributed by the Distributor.

In its sole discretion, the Distributor may waive the investment minimum requirement for accounts as to which the Distributor reasonably believes will have enough assets to exceed the investment minimum requirement within a relatively short period of time following the establishment date of such accounts in Class N. If, after two years, an account's value does not exceed the investment minimum requirement, the Distributor and the Fund reserve the right to redeem such account.

### Class T Shares

Class T shares of the Fund are not currently available for purchase.

Class T shares of the Fund may only be purchased by investors who are investing through an authorized third party, such as a broker-dealer or other financial intermediary, that has entered into a selling agreement with the Distributor. Investors may not hold Class T shares directly with the Fund. Class T shares are subject to a minimum initial investment of \$2,500 and a minimum subsequent investment of \$50. Not all financial intermediaries make Class T shares available to their clients.

### Class Y Shares

Class Y shares of the Fund are generally subject to a minimum initial investment of \$100,000 and a minimum subsequent investment of \$50, except there is no minimum initial or subsequent investment for:

- **Fee Based Programs** (such as wrap accounts) where an advisory fee is paid to the broker-dealer or other financial intermediary. Please consult your financial representative to determine if your fee based program is subject to additional or different conditions or fees.
- **Certain Retirement Plans.** Please consult your retirement plan administrator to determine if your retirement plan is subject to additional or different conditions or fees imposed by the plan administrator.
- **Certain Individual Retirement Accounts** if the amounts invested represent rollover distributions from investments by any of the retirement plans invested in the Fund.
- Clients of a **Registered Investment Adviser** where the Registered Investment Adviser receives an advisory, management or consulting fee.
- **Fund Trustees**, former Fund trustees, employees of affiliates of the Natixis Funds and other individuals who are affiliated with any Natixis Fund (this also applies to any spouse, parents, children, siblings, grandparents, grandchildren and in-laws of those mentioned) and Natixis affiliate employee benefit plans.

At the discretion of Natixis Advisors, L.P., clients of Natixis Advisors, L.P. and its affiliates may purchase Class Y shares of the Fund below the stated minimums.

Due to operational limitations at your financial intermediary, certain fee based programs, retirement plans, individual retirement accounts and accounts of registered investment advisers may be subject to the investment minimums described above.

The Fund's shares are available for purchase and are redeemable on any business day through your investment dealer, directly from the Fund by writing to the Fund at Natixis Funds, P.O. Box 219579, Kansas City, MO 64121-9579, by exchange, by wire, by internet at [im.natixis.com](http://im.natixis.com) (certain restrictions may apply), through the Automated Clearing House system, or, in the case of redemptions, by telephone at 800-225-5478 or by the Systematic Withdrawal Plan.

## Tax Information

Fund distributions are generally taxable to you as ordinary income or capital gains, except for distributions to retirement plans and other investors that qualify for tax-advantaged treatment under U.S. federal income tax law generally. Investments in such tax-advantaged plans will generally be taxed only upon withdrawal of monies from the tax-advantaged arrangement.

## Payments to Broker-Dealers and Other Financial Intermediaries

If you purchase shares of the Fund through a broker-dealer or other financial intermediary (such as a bank), the Fund and its related companies may pay the intermediary for the sale of the Fund shares and related services. These payments may create a conflict of interest by influencing the broker-dealer or other intermediary and your salesperson to recommend the Fund over another investment. Ask your salesperson or visit your financial intermediary's website for more information.

# Natixis U.S. Equity Opportunities Fund

## Investment Goal

The Fund seeks long-term growth of capital.

## Fund Fees & Expenses

The following table describes the fees and expenses that you may pay if you buy, hold, and sell shares of the Fund. You may pay other fees, such as brokerage commissions and other fees to financial intermediaries, which are not reflected in this table. You may qualify for sales charge discounts if you and your family invest, or agree to invest in the future, at least \$50,000 in the Natixis Funds Complex. More information about these and other discounts is available from your financial professional and in the section “How Sales Charges Are Calculated” on page 75 of the Prospectus, in Appendix A to the Prospectus and on page 136 in the section “Reduced Sales Charges” of the Statement of Additional Information (“SAI”).

## Shareholder Fees

(fees paid directly from your investment)

	Class A	Class C	Class N	Class T	Class Y
Maximum sales charge (load) imposed on purchases (as a percentage of offering price)	5.75%	None	None	2.50%	None
Maximum deferred sales charge (load) (as a percentage of original purchase price or redemption proceeds, as applicable)	None*	1.00%	None	None	None
Redemption fees	None	None	None	None	None

\* A 1.00% contingent deferred sales charge (“CDSC”) may apply to certain purchases of Class A shares of \$1,000,000 or more that are redeemed within eighteen months of the date of purchase.

## Annual Fund Operating Expenses

(expenses that you pay each year as a percentage of the value of your investment)

	Class A	Class C	Class N	Class T	Class Y
Management fees	0.75%	0.75%	0.75%	0.75%	0.75%
Distribution and/or service (12b-1) fees	0.25%	1.00%	0.00%	0.25%	0.00%
Other expenses	0.17%	0.17%	0.38%	0.17% <sup>1</sup>	0.17%
Total annual fund operating expenses	1.17%	1.92%	1.13%	1.17%	0.92%
Fee waiver and/or expense reimbursement <sup>2,3</sup>	0.00%	0.00%	0.29%	0.00%	0.00%
Total annual fund operating expenses after fee waiver and/or expense reimbursement	1.17%	1.92%	0.84%	1.17%	0.92%

<sup>1</sup> Other expenses for Class T shares are estimated for the current fiscal year.

<sup>2</sup> The Fund’s investment adviser has given a binding contractual undertaking to the Fund to limit the amount of the Fund’s total annual fund operating expenses to 1.20%, 1.95%, 0.90%, 1.20% and 0.95% of the Fund’s average daily net assets for Class A, C, N, T and Y shares, respectively, exclusive of brokerage expenses, interest expense, taxes, acquired fund fees and expenses, organizational and extraordinary expenses, such as litigation and indemnification expenses. This undertaking is in effect through April 30, 2022 and may be terminated before then only with the consent of the Fund’s Board of Trustees. The Fund’s investment adviser will be permitted to recover, on a class by class basis, management fees waived and/or expenses reimbursed to the extent that expenses in later periods fall below the applicable expense limitations for Class A, C, N, T and Y shares. The Fund will not be obligated to repay any such waived/reimbursed fees and expenses more than one year after the end of the fiscal year in which the fees or expenses were waived/reimbursed.

<sup>3</sup> Natixis Advisors, L.P. (“Natixis Advisors”) has given a binding contractual undertaking to the Fund to reimburse any and all transfer agency expenses for Class N shares. This undertaking is in effect through April 30, 2022 and may be terminated before then only with the consent of the Fund’s Board of Trustees.

## Example

This example is intended to help you compare the cost of investing in the Fund with the cost of investing in other mutual funds. The example assumes that you invest \$10,000 in the Fund for the time periods indicated and then redeem all of your shares at the end of those periods (except where indicated). The example also assumes that your investment has a 5% return each year and that the Fund’s operating expenses remain the same, except that the example for Class N is based on the Total Annual Fund Operating Expenses After Fee Waiver and/or Expense Reimbursement assuming that such waiver and/or reimbursement will only be in place through the date noted above and on the Total Annual Fund Operating Expenses for the remaining periods. The example for Class C shares for the ten-year period reflects the conversion to Class A shares after eight years. The example does not take into account brokerage commissions and other fees to financial intermediaries that you may pay on your purchases and sales of shares of the Fund. Although your actual costs may be higher or lower, based on these assumptions your costs would be:

If shares are redeemed:	1 year	3 years	5 years	10 years
Class A	\$ 687	\$ 925	\$ 1,182	\$ 1,914
Class C	\$ 295	\$ 603	\$ 1,037	\$ 2,048

## Fund Summary

<b>If shares are redeemed:</b>	<b>1 year</b>	<b>3 years</b>	<b>5 years</b>	<b>10 years</b>
Class N	\$ 86	\$ 330	\$ 594	\$ 1,349
Class T	\$ 366	\$ 612	\$ 878	\$ 1,635
Class Y	\$ 94	\$ 293	\$ 509	\$ 1,131

<b>If shares are not redeemed:</b>	<b>1 year</b>	<b>3 years</b>	<b>5 years</b>	<b>10 years</b>
Class C	\$ 195	\$ 603	\$ 1,037	\$ 2,048

### Portfolio Turnover

The Fund pays transaction costs, such as commissions, when it buys and sells securities (or “turns over” its portfolio). A higher portfolio turnover rate may indicate higher transaction costs and may result in higher taxes for you if your Fund shares are held in a taxable account. These costs, which are not reflected in annual fund operating expenses or in the example, affect the Fund’s performance. During its most recently ended fiscal year, the Fund’s portfolio turnover rate was 26% of the average value of its portfolio.

## Investments, Risks and Performance

### Principal Investment Strategies

The Fund ordinarily invests at least 80% of its net assets (plus any borrowings made for investment purposes) in equity securities, including common stocks and preferred stocks. Under normal market conditions, the Fund will invest at least 80% of its net assets (plus any borrowings made for investment purposes) in securities of U.S. issuers. The Fund’s approach to equity investing combines the styles of two subadvisers in selecting securities for each of the Fund’s segments. The segments and their subadvisers are listed below.

- Harris Associates - Large Cap Value segment - Under normal circumstances, the Large Cap Value segment of the Fund managed by Harris Associates L.P. (“Harris Associates”) will invest primarily in the common stocks of larger-capitalization companies that Harris Associates believes are trading at a substantial discount to the company’s “intrinsic value.” By “intrinsic value,” Harris Associates means its estimate of the price a knowledgeable buyer would pay to acquire the entire business. Harris Associates believes that investing in securities priced significantly below what Harris Associates believes is a company’s intrinsic value presents the best opportunity to achieve the Fund’s investment objectives. Harris Associates usually sells a security when the price approaches its estimated value and monitors each holding and adjusts its price targets as warranted to reflect changes in the issuer’s fundamentals. In determining whether an issuer is a U.S. or foreign issuer for the Harris Associates – Large Cap Value segment, Harris Associates considers various factors, including its country of domicile, the primary stock exchange on which it trades, the location from which the majority of its revenue comes, and its reporting currency.
- Loomis Sayles - All Cap Growth segment - Under normal circumstances, the All Cap Growth segment of the Fund, managed by Loomis, Sayles & Company, L.P. (“Loomis Sayles”), will invest primarily in equity securities, including common stocks and depositary receipts. This segment may invest in companies of any size. The segment normally invests across a wide range of sectors and industries. The segment’s portfolio manager employs a growth style of equity management that emphasizes companies with sustainable competitive advantages versus others, long-term structural growth drivers that will lead to above-average future cash flow growth, attractive cash flow returns on invested capital, and management teams focused on creating long-term value for shareholders. The segment’s portfolio manager aims to invest in companies when they trade at a significant discount to the estimate of intrinsic value (i.e. companies with share prices trading significantly below what the portfolio manager believes the share price should be). The segment will consider selling a portfolio investment when the portfolio manager believes an unfavorable structural change occurs within a given business or the markets in which it operates, a critical underlying investment assumption is flawed, when a more attractive reward-to-risk opportunity becomes available, when the portfolio manager believes the current price fully reflects intrinsic value, or for other investment reasons which the portfolio manager deems appropriate. Although certain equity securities purchased by the Loomis Sayles – All Cap Growth segment of the Fund may be issued by domestic companies incorporated outside of the United States, Loomis Sayles does not consider these securities to be foreign if they are included in the U.S. equity indices published by S&P Global Ratings or Russell Investments or if the security’s country of risk defined by Bloomberg is the United States.

Subject to the allocation policy adopted by the Fund’s Board of Trustees, Natixis Advisors, L.P. (“Natixis Advisors”) generally allocates capital invested in the Fund equally (i.e., 50%) between its two segments. Under the allocation policy, Natixis Advisors may also allocate capital away from or towards each segment from time to time and may reallocate capital between the segments. Each subadviser manages its segment of the Fund’s assets in accordance with its distinct investment style and strategy.

The Fund may also:

- Invest in securities offered in initial public offerings (“IPOs”) and securities issued pursuant to Rule 144A under the Securities Act of 1933 (“Rule 144A securities”).
- Invest in convertible preferred stock and convertible debt securities.
- Invest in real estate investment trusts (“REITs”).

## Fund Summary

---

- Invest in fixed-income securities, including U.S. government bonds and below-investment grade fixed-income securities (commonly known as “junk bonds”).
- Hold securities of foreign issuers traded over-the-counter or on foreign exchanges, including securities in emerging markets and related currency hedging transactions.
- Invest in equity securities of Canadian issuers.

### Principal Investment Risks

The principal risks of investing in the Fund are summarized below. The Fund does not represent a complete investment program. You may lose money by investing in the Fund.

The significance of any specific risk to an investment in the Fund will vary over time, depending on the composition of the Fund’s portfolio, market conditions, and other factors. You should read all of the risk information presented below carefully, because any one or more of these risks may result in losses to the Fund.

**Equity Securities Risk:** The value of the Fund’s investments in equity securities could be subject to unpredictable declines in the value of individual securities and periods of below-average performance in individual securities or in the equity market as a whole. Securities issued in IPOs tend to involve greater market risk than other equity securities due, in part, to public perception and the lack of publicly available information and trading history. Growth stocks are generally more sensitive to market movements than other types of stocks primarily because their stock prices are based heavily on future expectations. If the subadviser’s assessment of the prospects for a company’s growth is wrong, or if the subadviser’s judgment of how other investors will value the company’s growth is wrong, then the price of the company’s stock may fall or not approach the value that the subadviser has placed on it. Value stocks can perform differently from the market as a whole and from other types of stocks. Value stocks also present the risk that their lower valuations fairly reflect their business prospects and that investors will not agree that the stocks represent favorable investment opportunities, and they may fall out of favor with investors and underperform growth stocks during any given period. In the event an issuer is liquidated or declares bankruptcy, the claims of owners of the issuer’s bonds generally take precedence over the claims of those who own preferred stock or common stock.

**Market/Issuer Risk:** The market value of the Fund’s investments will move up and down, sometimes rapidly and unpredictably, based upon overall market and economic conditions, as well as a number of reasons that directly relate to the issuers of the Fund’s investments, such as management performance, financial condition and demand for the issuers’ goods and services.

**Management Risk:** A strategy used by the Fund’s portfolio managers may fail to produce the intended result.

**Liquidity Risk:** Liquidity risk is the risk that the Fund may be unable to find a buyer for its investments when it seeks to sell them or to receive the price it expects. Decreases in the number of financial institutions willing to make markets in the Fund’s investments or in their capacity or willingness to transact may increase the Fund’s exposure to this risk. Events that may lead to increased redemptions, such as market disruptions or increases in interest rates, may also negatively impact the liquidity of the Fund’s investments when it needs to dispose of them. If the Fund is forced to sell its investments at an unfavorable time and/or under adverse conditions in order to meet redemption requests, such sales could negatively affect the Fund. Securities acquired in a private placement, such as Rule 144A securities, are generally subject to significant liquidity risk because they are subject to strict restrictions on resale and there may be no liquid secondary market or ready purchaser for such securities. Derivatives, and particularly OTC derivatives, are generally subject to liquidity risk as well. Liquidity issues may also make it difficult to value the Fund’s investments.

**Small- and Mid-Capitalization Companies Risk:** Compared to large-capitalization companies, small- and mid-capitalization companies are more likely to have limited product lines, markets or financial resources. Stocks of these companies often trade less frequently and in limited volume and their prices may fluctuate more than stocks of large-capitalization companies. As a result, it may be relatively more difficult for the Fund to buy and sell securities of small- and mid-capitalization companies.

**Allocation Risk:** The Fund’s investment performance depends on how its assets are allocated. The allocation, as set forth above, may not be optimal in every market condition. You could lose money on your investment in the Fund as a result of this allocation.

**Credit/Counterparty Risk:** Credit/counterparty risk is the risk that the issuer or guarantor of a fixed-income security, or the counterparty to a derivative or other transaction, will be unable or unwilling to make timely payments of interest or principal or to otherwise honor its obligations. As a result, the Fund may sustain losses or be unable or delayed in its ability to realize gains. The Fund will be subject to credit/counterparty risk with respect to the counterparties to its derivatives transactions. This risk will be heightened to the extent the Fund enters into derivative transactions with a single counterparty (or affiliated counterparties that are part of the same organization), causing the Fund to have significant exposure to such counterparty. Many of the protections afforded to participants on organized exchanges and clearing houses, such as the performance guarantee given by a central clearing house, are not available in connection with over-the-counter (“OTC”) derivatives transactions, such as foreign currency transactions. For centrally cleared derivatives, such as cleared swaps, futures and many options, the primary credit/counterparty risk is the creditworthiness of the Fund’s clearing broker and the central clearing house itself.

**Cybersecurity and Technology Risk:** The Fund, its service providers, and other market participants increasingly depend on complex information technology and communications systems, which are subject to a number of different threats and risks that could adversely affect the Fund and its shareholders. Cybersecurity and other operational and technology issues may result in financial losses to the Fund and its shareholders.

## Fund Summary

**Emerging Markets Risk:** In addition to the risks of investing in foreign investments generally, emerging markets investments are subject to greater risks arising from political or economic instability, nationalization or confiscatory taxation, currency exchange restrictions, sanctions by other countries (such as the United States) and an issuer's unwillingness or inability to make principal or interest payments on its obligations. Emerging markets companies may be smaller and have shorter operating histories than companies in developed markets.

**Foreign Securities Risk:** Investments in foreign securities may be subject to greater political, economic, environmental, credit/counterparty and information risks. Foreign securities may be subject to higher volatility than U.S. securities, varying degrees of regulation and limited liquidity.

**Large Investor Risk:** Ownership of shares of the Fund may be concentrated in one or a few large investors. Such investors may redeem shares in large quantities or on a frequent basis. Redemptions by a large investor can affect the performance of the Fund, may increase realized capital gains, including short-term capital gains taxable as ordinary income, may accelerate the realization of taxable income to shareholders and may increase transaction costs. These transactions potentially limit the use of any capital loss carryforwards and certain other losses to offset future realized capital gains (if any). Such transactions may also increase the Fund's expenses.

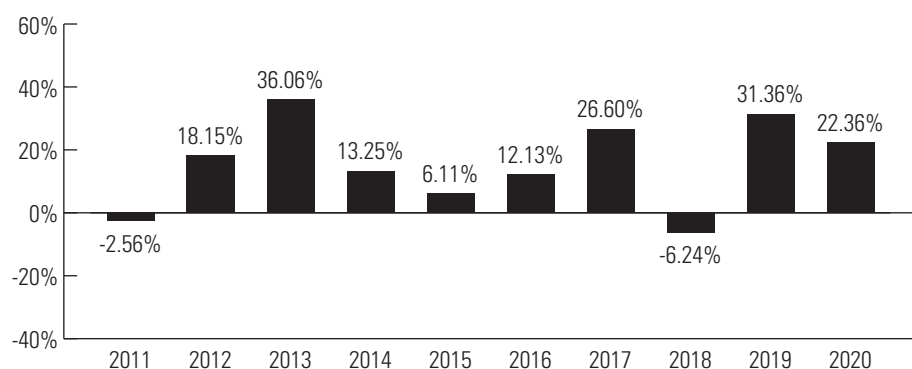
**REITs Risk:** Investments in the real estate industry, including REITs, are particularly sensitive to economic downturns and are sensitive to factors such as changes in real estate values, property taxes and tax laws, interest rates, cash flow of underlying real estate assets, occupancy rates, government regulations affecting zoning, land use and rents and the management skill and creditworthiness of the issuer. Companies in the real estate industry also may be subject to liabilities under environmental and hazardous waste laws. In addition, the value of a REIT is affected by changes in the value of the properties owned by the REIT or mortgage loans held by the REIT. REITs are also subject to default and prepayment risk. Many REITs are highly leveraged, increasing their risk. The Fund will indirectly bear its proportionate share of expenses, including management fees, paid by each REIT in which it invests in addition to the expenses of the Fund.

### Risk/Return Bar Chart and Table

The bar chart and table shown below provide some indication of the risks of investing in the Fund by showing changes in the Fund's performance from year-to-year and by showing how the Fund's average annual returns for the one-year, five-year, ten-year, and life-of-class periods (as applicable) compare to those of two broad measures of market performance. The Russell 1000<sup>®</sup> Index is an unmanaged index that measures the performance of the large-capitalization segment of the U.S. equity universe. A subset of the Russell 3000<sup>®</sup> Index, it includes approximately 1,000 of the largest stocks based on a combination of market capitalization and current index membership. Class C shares will automatically convert to Class A shares after eight years. The Fund's past performance (before and after taxes) does not necessarily indicate how the Fund will perform in the future. Updated performance information is available online at [im.natixis.com](http://im.natixis.com) and/or by calling the Fund toll-free at 800-225-5478.

The chart does not reflect any sales charge that you may be required to pay when you buy or redeem the Fund's shares. A sales charge will reduce your return.

### Total Returns for Class Y Shares



Highest Quarterly Return:  
Second Quarter 2020, 22.61%

Lowest Quarterly Return:  
First Quarter 2020, -19.72%

### Average Annual Total Returns

(for the periods ended December 31, 2020)

	Past 1 Year	Past 5 Years	Past 10 Years	Life of Class N (5/1/17)
Class Y - Return Before Taxes	22.36%	16.43%	14.95%	-
Return After Taxes on Distributions	19.28%	14.56%	12.79%	-
Return After Taxes on Distributions and Sale of Fund Shares	15.11%	12.91%	11.83%	-
Class A - Return Before Taxes	15.06%	14.78%	13.98%	-
Class C - Return Before Taxes	20.18%	15.27%	13.98%	-
Class N - Return Before Taxes	22.48%	-	-	16.75%
Class T - Return Before Taxes	19.03%	15.56%	14.37%	-

## Fund Summary

### Average Annual Total Returns

(for the periods ended December 31, 2020)

	Past 1 Year	Past 5 Years	Past 10 Years	Life of Class N (5/1/17)
S&P 500® Index	18.40%	15.22%	13.88%	15.30%
Russell 1000® Index	20.96%	15.60%	14.01%	15.78%

The Fund uses multiple subadvisers. The performance results shown above reflect results achieved by previous subadvisers using different investment strategies.

The Fund did not have Class T shares outstanding during the periods shown above. The returns of Class T shares would have been substantially similar to the returns of the Fund's other share classes because they would have been invested in the same portfolio of securities and would only differ to the extent the other share classes did not have the same expenses. Performance of Class T shares shown above is that of Class A shares, which have the same expenses as Class T shares, restated to reflect the different sales load applicable to Class T shares.

After-tax returns are calculated using the historical highest individual federal marginal income tax rates and do not reflect the impact of state and local taxes. Actual after-tax returns depend on an investor's tax situation and may differ from those shown. After-tax returns shown are not relevant to investors who hold their Fund shares through tax-advantaged arrangements, such as 401(k) plans, qualified plans, education savings accounts, such as 529 plans, or individual retirement accounts. The after-tax returns are shown for only one class of the Fund. After-tax returns for the other classes of the Fund will vary. Index performance reflects no deduction for fees, expenses or taxes.

## Management

### Investment Adviser

Natixis Advisors, L.P. ("Natixis Advisors")

### Subadvisers

Harris Associates L.P. ("Harris Associates")

Loomis, Sayles & Company, L.P. ("Loomis Sayles")

### Portfolio Managers

#### Harris Associates

William C. Nygren, CFA®, Vice President, Chief Investment Officer, U.S. Equity and portfolio manager of Harris Associates, has served as co-manager of the Harris Associates Large Cap Value segment of the Fund since 2014.

Kevin G. Grant\*, CFA®, Co-Chairman, portfolio manager and analyst of Harris Associates, has served as co-manager of the Harris Associates Large Cap Value segment of the Fund since 2014.

M. Colin Hudson, CFA®, Vice President, portfolio manager and analyst of Harris Associates, has served as co-manager of the Harris Associates Large Cap Value segment of the Fund since 2014.

Michael J. Mangan, CFA®, CPA, portfolio manager of Harris Associates, served as co-manager of the Harris Associates Large Cap Value segment of the Fund from 2005 until February 2014 and since August 2014.

Michael A. Nicolas, CFA®, portfolio manager and analyst of Harris Associates, has served as co-manager of the Harris Associates Large Cap Value segment of the Fund since 2020.

\*Effective January 1, 2022, Kevin G. Grant will no longer serve as portfolio manager of the Fund.

#### Loomis Sayles

Aziz V. Hamzaogullari, CFA®, Chief Investment Officer and Founder of the Growth Equities Strategies Team, Executive Vice President and Director at Loomis Sayles, has served as a manager of the Fund since 2011 and of the Loomis Sayles All Cap Growth segment of the Fund since 2014.

## Purchase and Sale of Fund Shares

### Class A and C Shares

The following chart shows the investment minimums for various types of accounts:

Type of Account	Minimum Initial Purchase	Minimum Subsequent Purchase
Any account other than those listed below	\$ 2,500	\$ 50
For shareholders participating in Natixis Funds' Investment Builder Program	\$ 1,000	\$ 50



## Fund Summary

Type of Account	Minimum Initial Purchase	Minimum Subsequent Purchase
For Traditional IRA, Roth IRA, Rollover IRA, SEP-IRA and Keogh plans using the Natixis Funds' prototype document (direct accounts, not held through intermediary)	\$ 1,000	\$ 50
Coverdell Education Savings Accounts using the Natixis Funds' prototype document (direct accounts, not held through intermediary)	\$ 500	\$ 50

There is no initial or subsequent investment minimum for:

- **Fee Based Programs** (such as wrap accounts) where an advisory fee is paid to the broker-dealer or other financial intermediary. Please consult your financial representative to determine if your fee based program is subject to additional or different conditions or fees.
- **Certain Retirement Plans.** Please consult your retirement plan administrator to determine if your retirement plan is subject to additional or different conditions or fees imposed by the plan administrator.
- Clients of a **Registered Investment Adviser** where the Registered Investment Adviser receives an advisory, management or consulting fee.

The minimum investment requirements for Class A shares may be waived or lowered for investments effected through certain financial intermediaries that have entered into special arrangements with Natixis Distribution, L.P. (the "Distributor"). Consult your financial intermediary for additional information regarding the minimum investment requirement applicable to your investment.

### Class N Shares

Class N shares of the Fund are subject to a \$1,000,000 initial investment minimum. This minimum applies to Fee Based Programs and accounts (such as wrap accounts) where an advisory fee is paid to the broker-dealer or other financial intermediary, accounts established via a transfer, or any other transaction in which a new account is established. There is no subsequent investment minimum for these shares. There is no initial investment minimum for:

- **Certain Retirement Plans.** Please consult your retirement plan administrator to determine if your retirement plan is subject to additional or different conditions or fees imposed by the plan administrator.
- **Sub-accounts** held within an omnibus account, where the omnibus account has at least \$1,000,000.
- **Funds of funds** that are distributed by the Distributor.

In its sole discretion, the Distributor may waive the investment minimum requirement for accounts as to which the Distributor reasonably believes will have enough assets to exceed the investment minimum requirement within a relatively short period of time following the establishment date of such accounts in Class N. If, after two years, an account's value does not exceed the investment minimum requirement, the Distributor and the Fund reserve the right to redeem such account.

### Class T Shares

Class T shares of the Fund are not currently available for purchase.

Class T shares of the Fund may only be purchased by investors who are investing through an authorized third party, such as a broker-dealer or other financial intermediary, that has entered into a selling agreement with the Distributor. Investors may not hold Class T shares directly with the Fund. Class T shares are subject to a minimum initial investment of \$2,500 and a minimum subsequent investment of \$50. Not all financial intermediaries make Class T shares available to their clients.

### Class Y Shares

Class Y shares of the Fund are generally subject to a minimum initial investment of \$100,000 and a minimum subsequent investment of \$50, except there is no minimum initial or subsequent investment for:

- **Fee Based Programs** (such as wrap accounts) where an advisory fee is paid to the broker-dealer or other financial intermediary. Please consult your financial representative to determine if your fee based program is subject to additional or different conditions or fees.
- **Certain Retirement Plans.** Please consult your retirement plan administrator to determine if your retirement plan is subject to additional or different conditions or fees imposed by the plan administrator.
- **Certain Individual Retirement Accounts** if the amounts invested represent rollover distributions from investments by any of the retirement plans invested in the Fund.
- Clients of a **Registered Investment Adviser** where the Registered Investment Adviser receives an advisory, management or consulting fee.
- **Fund Trustees**, former Fund trustees, employees of affiliates of the Natixis Funds and other individuals who are affiliated with any Natixis Fund (this also applies to any spouse, parents, children, siblings, grandparents, grandchildren and in-laws of those mentioned) and Natixis affiliate employee benefit plans.

At the discretion of Natixis Advisors, L.P., clients of Natixis Advisors, L.P. and its affiliates may purchase Class Y shares of the Fund below the stated minimums.

Due to operational limitations at your financial intermediary, certain fee based programs, retirement plans, individual retirement accounts and accounts of registered investment advisers may be subject to the investment minimums described above.

## Fund Summary

---

The Fund's shares are available for purchase and are redeemable on any business day through your investment dealer, directly from the Fund by writing to the Fund at Natixis Funds, P.O. Box 219579, Kansas City, MO 64121-9579, by exchange, by wire, by internet at [im.natixis.com](http://im.natixis.com) (certain restrictions may apply), through the Automated Clearing House system, or, in the case of redemptions, by telephone at 800-225-5478 or by the Systematic Withdrawal Plan.

### Tax Information

Fund distributions are generally taxable to you as ordinary income or capital gains, except for distributions to retirement plans and other investors that qualify for tax-advantaged treatment under U.S. federal income tax law generally. Investments in such tax-advantaged plans will generally be taxed only upon withdrawal of monies from the tax-advantaged arrangement.

### Payments to Broker-Dealers and Other Financial Intermediaries

If you purchase shares of the Fund through a broker-dealer or other financial intermediary (such as a bank), the Fund and its related companies may pay the intermediary for the sale of the Fund shares and related services. These payments may create a conflict of interest by influencing the broker-dealer or other intermediary and your salesperson to recommend the Fund over another investment. Ask your salesperson or visit your financial intermediary's website for more information.

# More About Goals and Strategies

## Loomis Sayles High Income Fund

### Investment Goal

The Fund seeks high current income plus the opportunity for capital appreciation to produce a high total return. The Fund's investment goal may be changed without shareholder approval. The Fund will provide 60 days' prior notice to shareholders before changing the investment goal.

### Principal Investment Strategies

Under normal market conditions, the Fund will invest at least 80% of its assets in below investment grade fixed-income securities (commonly known as "junk bonds"). Below investment grade fixed-income securities are rated below investment grade quality (*i.e.*, none of the three major ratings agencies (Moody's Investors Service, Inc. ("Moody's"), Fitch Investors Services, Inc. ("Fitch") or S&P Global Ratings ("S&P")), have rated the securities in one of its top four rating categories) or, if the security is unrated, are determined by the Adviser to be of comparable quality. There is no minimum rating for the securities in which the Fund may invest. The Fund may invest up to 30% of its assets in U.S. dollar-denominated foreign fixed-income securities, including those in emerging markets. Although certain securities purchased by the Fund may be issued by domestic companies incorporated outside of the United States, the Adviser does not consider these securities to be foreign if the issuer is included in the U.S. fixed-income indices published by Bloomberg Barclays.

The Adviser performs its own extensive credit analysis to determine the creditworthiness and potential for capital appreciation of a security. The Fund's management minimizes both market timing and interest rate forecasting. Instead, it uses a strategy based on gaining a thorough understanding of industry and company dynamics as well as individual security characteristics such as issuer debt and debt maturity schedules, earnings prospects, responsiveness to changes in interest rates, experience and perceived strength of management, borrowing requirements and liquidation value, market price in relation to cash flow, interest and dividends.

In deciding which securities to buy and sell, the Adviser will consider, among other things, the financial strength of the issuer, current interest rates, current valuations, the Adviser's expectations regarding future changes in interest rates and comparisons of the level of risk associated with particular investments with the Adviser's expectations concerning the potential return of those investments.

In selecting investments for the Fund, the Adviser utilizes the skills of its in-house team of more than 30 research analysts to cover a broad universe of industries, companies and markets. The Fund's portfolio managers take advantage of these extensive resources to identify securities that meet the Fund's investment criteria. The Adviser employs a selection strategy that focuses on a value-driven, bottom-up approach to identify securities that provide an opportunity for both generous yields and capital appreciation. The Adviser analyzes an individual company's potential for positive financial news to determine if it has growth potential. Examples of positive financial news include an upward turn in the business cycle, improvement in cash flows, rising profits or the awarding of new contracts. The Adviser emphasizes in-depth credit analysis, appreciation potential and diversification in its bond selection. Each bond is evaluated to assess the ability of its issuer to pay interest and, ultimately, principal (which helps the Fund generate an ongoing flow of income). The Adviser also assesses a bond's relation to market conditions within its industry and favors bonds whose prices may benefit from positive business developments. The Adviser seeks to diversify the Fund's holdings to reduce the inherent risk in below investment grade fixed-income securities.

In connection with its principal investment strategies, the Fund may also invest in structured notes, collateralized loan obligations, zero-coupon securities, pay-in-kind securities, convertible securities, securities issued pursuant to Rule 144A under the Securities Act of 1933 ("Rule 144A securities"), and futures, forward contracts and swaps (including credit default swaps) for hedging and investment purposes. The Fund may from time to time satisfy the 80% test above by obtaining investment exposure to below investment grade fixed-income securities through investments in these derivative instruments. Except as provided above or as required by applicable law, the Fund is not limited in the percentage of its assets that it may invest in these instruments.

## Loomis Sayles Intermediate Municipal Bond Fund

### Investment Goal

The Fund seeks a high level of federal tax-exempt current income, consistent with the preservation of capital. The Fund's investment goal may be changed without shareholder approval. The Fund will provide 60 days' prior notice to shareholders before changing the investment goal.

### Principal Investment Strategies

Under normal market conditions, the Fund will invest at least 80% of its net assets (plus borrowings made for investment purposes) in municipal securities that pay interest exempt from federal income taxes. Municipal securities are debt instruments typically issued by or on behalf of state and local governments, territories or possessions of the United States, including the District of Columbia, and their political subdivisions, agencies and instrumentalities and may include general obligation, revenue and private activity bonds and notes. In addition, the Fund may invest up to 20% of its assets in securities that pay interest subject to federal income taxation. The Fund may invest up to 20% of its assets in debt securities subject to the federal alternative minimum tax. The Fund's investments may include securities issued by the U.S. government, its agencies and instrumentalities and corporate debt securities. The Fund will invest primarily in investment grade fixed-income securities. "Investment grade" securities are those securities that are rated in one of the top four ratings categories at the time of purchase by at least one of the three major ratings agencies (Moody's Investors Service, Inc., Fitch Investors Services, Inc. or S&P

## Investment Goals, Strategies and Risks

---

Global Ratings), or, if unrated, are determined by Loomis, Sayles & Company, L.P. (“Loomis Sayles” or the “Subadviser”) to be of comparable quality. The Subadviser considers pre-refunded bonds and municipal securities escrowed to maturity using U.S. Treasury securities or U.S. government agency securities to be investment grade securities, regardless of rating. The Fund may also invest up to 10% of its assets in securities that are not investment grade (commonly known as “junk bonds”). Under normal circumstances, the dollar-weighted average effective maturity of the Fund’s portfolio is expected to be between 3 and 10 years although the Fund may invest in securities of any maturity. Some types of bonds may also have an “effective maturity” that is shorter than the stated maturity due to prepayment or call provisions. Debt obligations without prepayment or call provisions generally have an effective maturity equal to their expected maturity. Dollar-weighted average effective maturity is calculated by averaging the effective maturity of bonds held by the Fund with each effective maturity “weighted” according to the percentage of net assets that it represents.

The portfolio management team seeks to build a portfolio based on a number of factors including sector, duration and maturity distribution, yield, expected return, credit momentum outlook (sector and security level), credit quality, security structure, issue size and liquidity. Through the use of quantitative and fundamental analysis, the pool of possible portfolio investments is screened using these factors to arrive at a narrower universe of securities that the Subadviser believes are suitable for the Fund’s portfolio.

Potential investments are also subject to a portfolio risk assessment that may include the following:

- Determining the ability of creditors to fully repay debt obligations in a timely manner.
- Use of a wide variety of internal and external quantitative and analytical and informational sources to assess likelihood of repayment.
- Monitoring rating agency and third party surveillance sources with an emphasis on core holdings.

The Subadviser may sell a security for a variety of reasons, including duration management, yield curve positioning, sector rotation, a change in credit momentum outlook or if more attractive investment opportunities are identified.

The Fund may also:

- Invest in when-issued securities and securities issued pursuant to Rule 144A under the Securities Act of 1933 (“Rule 144A securities”).
- Enter into futures transactions for hedging and investment purposes.
- Invest in other investment companies to the extent permitted by the Investment Company Act of 1940.

The Fund may not change the 80% policy discussed above without shareholder approval.

## Loomis Sayles International Growth Fund

### Investment Goal

The Fund’s investment goal is long-term growth of capital. The Fund’s investment goal may be changed without shareholder approval. The Fund will provide 60 days’ prior notice to shareholders before changing the investment goal.

### Principal Investment Strategies

Under normal market conditions, the Fund will invest primarily in equity securities, including common stocks and depositary receipts. The Fund will primarily invest in securities of companies that maintain their principal place of business or conduct their principal business activities outside the U.S., companies that have their securities traded on non-U.S. exchanges or companies that have been formed under the laws of non-U.S. countries. The Fund will invest in securities that provide exposure to no fewer than three countries outside the U.S. including companies located in emerging markets. Notwithstanding the foregoing, the Adviser does not consider a security to be foreign if it is included in the U.S. equity indices published by S&P Global Ratings or Russell Investments or if the security’s country of risk defined by Bloomberg is the U.S.

The Fund’s portfolio manager employs a growth style of equity management, which means that the Fund seeks to invest in companies with sustainable competitive advantages versus others, long-term structural growth drivers that will lead to above-average future cash flow growth, attractive cash flow returns on invested capital, and management teams focused on creating long-term value for shareholders. The Fund’s portfolio manager also aims to invest in companies when they trade at a significant discount to the estimate of intrinsic value (i.e., companies with share prices trading significantly below what the portfolio manager believes the share price should be).

The Fund will consider selling a portfolio investment when the portfolio manager believes an unfavorable structural change occurs within a given business or the markets in which it operates, when a critical underlying investment assumption is flawed, when a more attractive reward-to-risk opportunity becomes available, when the current price fully reflects intrinsic value, or for other investment reasons which the portfolio manager deems appropriate.

The Fund may also engage in foreign currency transactions (including foreign currency forwards and foreign currency futures) for hedging purposes, invest in options for hedging and investment purposes and invest in securities issued pursuant to Rule 144A under the Securities Act of 1933 (“Rule 144A securities”). The Fund is not limited in the percentage of its assets that it may invest in these instruments.

The Fund is “non-diversified.” As a non-diversified fund, the Fund may invest a greater percentage of its assets in a particular issuer and may invest in fewer issuers, as compared with other mutual funds that are diversified.

## Loomis Sayles Investment Grade Bond Fund

### Investment Goal

The Fund seeks high total investment return through a combination of current income and capital appreciation. The Fund's investment goal may be changed without shareholder approval. The Fund will provide 60 days' prior notice to shareholders before changing the investment goal.

### Principal Investment Strategies

Under normal market conditions, the Fund will invest at least 80% of its net assets (plus any borrowings made for investment purposes) in investment grade fixed-income securities (for example, bonds and other investments that the Adviser believes have similar economic characteristics, such as notes, debentures and loans). "Investment grade" securities are those securities that are rated in one of the top four categories at the time of purchase by at least one of the three major rating agencies — Moody's Investors Service, Inc. ("Moody's"), Fitch Investor Services, Inc. ("Fitch") or S&P Global Ratings ("S&P") or, if unrated, are determined by the Adviser to be of comparable quality. Although the Fund invests primarily in investment grade fixed-income securities, it may invest up to 15% of its assets in below investment grade fixed-income securities (also known as "junk bonds"). There is no minimum rating for the securities in which the Fund may invest. The Fund may invest in fixed-income securities of any maturity.

In deciding which securities to buy and sell, the Adviser will consider, among other things, the financial strength of the issuer, current interest rates, current valuations, the Adviser's expectations regarding future changes in interest rates and comparisons of the level of risk associated with particular investments with the Adviser's expectations concerning the potential return of those investments.

Three themes typically drive the Fund's investment approach. First, the Adviser generally seeks fixed-income securities of issuers whose credit profiles it believes are improving. Second, the Fund may invest significantly in securities the prices of which the Adviser believes are more sensitive to events related to the underlying issuer than to changes in general interest rates or overall market default rates. The Adviser believes that the Fund may generate positive returns by having a portion of the Fund's assets invested in non-market-related securities, rather than by relying primarily on changes in interest rates to produce returns for the Fund. Third, the Adviser analyzes different sectors of the economy and differences in the yields ("spreads") of various fixed-income securities in an effort to find securities that it believes may produce attractive returns for the Fund in comparison to their risk. The Adviser generally prefers securities that are protected against calls (early redemption by the issuer).

In connection with its principal investment strategies, the Fund may invest up to 30% of its assets in U.S. dollar-denominated foreign securities, including emerging markets securities. The Fund may also invest in U.S. dollar-denominated obligations of supranational entities without limit (e.g., the World Bank). Although certain securities purchased by the Fund may be issued by domestic companies incorporated outside of the United States, the Adviser does not consider these securities to be foreign if the issuer is included in the U.S. fixed-income indices published by Bloomberg Barclays. The Fund may also invest in corporate securities, U.S. government securities, commercial paper, zero-coupon securities, collateralized loan obligations, mortgage-backed securities, including mortgage dollar rolls, stripped mortgage-backed securities and collateralized mortgage obligations and other asset-backed securities, when-issued securities, convertible securities, securities issued pursuant to Rule 144A under the Securities Act of 1933 ("Rule 144A securities") and structured notes. The Fund may also invest in futures, forward contracts and swaps (including credit default swaps) for hedging and investment purposes. Except as provided above or as required by applicable law, the Fund is not limited in the percentage of its assets that it may invest in these instruments.

In accordance with applicable Securities and Exchange Commission ("SEC") requirements, the Fund will notify shareholders prior to any change to the 80% policy discussed above taking effect.

## Loomis Sayles Strategic Alpha Fund

### Investment Goal

The Fund seeks to provide an attractive absolute total return, complemented by prudent investment management designed to manage risks and protect investor capital. The secondary goal of the Fund is to achieve these returns with relatively low volatility. The Fund's investment goals may be changed without shareholder approval. The Fund will provide 60 days' prior notice to shareholders before changing the investment goals.

### Principal Investment Strategies

The Fund has an absolute total return investment objective, which means that it is not managed relative to an index and that it attempts to achieve positive total returns over a full market cycle. The Fund intends to pursue its objective by utilizing a flexible investment approach that allocates investments across a global range of investment opportunities related to credit, currencies and interest rates, while employing risk management strategies to mitigate downside risk. The Fund may invest up to 100% of its total assets in below investment grade fixed-income securities (also known as "junk bonds") and derivatives that have returns related to the returns on below investment grade fixed-income securities, although it is expected that, under normal market conditions, the Fund's net exposure (i.e., long exposures obtained through direct investments in securities and in derivatives minus short exposures obtained through derivatives) to below investment grade fixed-income assets generally will not exceed 50% of the Fund's total assets. Below investment-grade fixed-income securities are rated below investment-grade quality (i.e., none of the three major rating agencies (Moody's Investors Service, Inc. ("Moody's"), Fitch Investor Services, Inc. or S&P Global Ratings ("S&P")) have rated the securities in one of their respective top four ratings categories). Under normal market conditions, the Fund also may invest up to 50% of its total assets in investments denominated in non-U.S. currencies and related derivatives, including up to 20% in investments denominated in emerging market currencies and related derivatives. The Fund expects that its exposure to these asset classes will often be

## Investment Goals, Strategies and Risks

---

obtained substantially through the use of derivative instruments. The Fund defines an “emerging market currency” as a currency of a country that carries a sovereign debt quality rating that is rated below investment grade by either S&P or Moody’s, or is unrated by both S&P and Moody’s. Currency positions that are intended to hedge the Fund’s non-U.S. currency exposure (i.e., currency positions that are not made for investment purposes) will offset positions in the same currency that are made for investment purposes when calculating the limitation on investments in non-U.S. and emerging market currency investments because the Fund believes that hedging a currency position is likely to negate some or all of the currency risk associated with the original currency position. The Fund does not have limits on the duration of its portfolio, and the Fund’s duration will change over time. The Fund also may invest in equity securities (including preferred stocks) as well as derivatives whose returns are linked to the returns of equity securities.

In selecting investments for the Fund, the Adviser develops long-term portfolio themes driven by macro-economic indicators. These include global economic trends, demographic trends and labor supply, analysis of global capital flows and assessments of geopolitical factors. The Adviser then develops shorter-term portfolio strategies based on factors including, but not limited to, economic, credit and Federal Reserve cycles, and top-down sector valuations and bottom-up security valuations. The Adviser seeks to actively manage risk, with a focus on managing the Fund’s exposure to credit, interest rate and currency risks in relation to the market. Additionally, the portfolio managers will use risk management tools, such as models that evaluate risk correlation to various market factors or asset classes, to seek to manage risk on an ongoing basis. The portfolio management team expects to actively evaluate each investment idea and to decide to buy or sell an investment based upon: (i) its return potential; (ii) its level of risk; and (iii) its fit within the team’s overall macro strategy, with the goal of continually optimizing the Fund’s portfolio. The Adviser incorporates systematic and quantitative models with respect to selection of certain investments.

The Adviser currently targets an annualized volatility range of 4% to 6% (as measured by the standard deviation of the Fund’s returns). The Fund’s actual or realized volatility during certain periods or over time may materially exceed or be lower than its target volatility range for various reasons, including changes in market levels of volatility and because the Fund’s portfolio may include instruments that are inherently volatile. This would increase the risk of investing in the Fund.

The Fund will pursue its investment goal by obtaining long investment exposures through investments in securities and derivatives and short investment exposures substantially through derivatives. A “long” investment exposure is an investment that rises in value with a rise in the value of an asset, asset class or index and declines in value with a decline in the value of that asset, asset class or index. A “short” investment exposure is an investment that rises in value with a decline in the value of an asset, asset class or index and declines in value with a rise in the value of that asset, asset class or index. The value of the Fund’s long and short investment exposures may, at times, each reach 100% of the assets invested in the Fund (excluding instruments primarily used for duration management or yield curve management and short-term investments (such as cash and money market instruments)), although these exposures may be higher or lower at any given time.

**Fixed-Income Investments.** In connection with its principal investment strategies, the Fund may invest in a broad range of U.S. and non-U.S. fixed-income securities, including, but not limited to, corporate bonds, municipal securities, U.S. and non-U.S. government securities (including their agencies, instrumentalities and sponsored entities), securities of supranational entities, emerging market securities, commercial and residential mortgage-backed securities, collateralized mortgage obligations, other mortgage-related securities (such as adjustable rate mortgage securities), asset-backed securities, collateralized loan obligations, bank loans, convertible bonds, securities issued pursuant to Rule 144A under the Securities Act of 1933 (“Rule 144A securities”), real estate investment trusts (“REITs”), zero-coupon securities, step coupon securities, pay-in-kind (“PIK”) securities, inflation-linked bonds, variable and floating rate securities, private placements and commercial paper.

**Non-U.S. Currency Investments.** Under normal market conditions, the Fund may engage in a broad range of transactions involving non-U.S. and emerging market currencies, including, but not limited to, purchasing and selling forward currency exchange contracts in non-U.S. or emerging market currencies, investing in non-U.S. currency futures contracts, investing in options on non-U.S. currencies and non-U.S. currency futures, investing in cross-currency instruments (such as swaps), investing directly in non-U.S. currencies and investing in securities denominated in non-U.S. currencies. The Fund may engage in non-U.S. currency transactions for investment or for hedging purposes.

**Derivative Investments.** For investment and hedging purposes, the Fund may invest substantially in a broad range of derivatives instruments and sometimes the majority of its investment returns will derive from its derivative investments. These derivative instruments include, but are not limited to, futures contracts (such as treasury futures and index futures), forward contracts, options (such as options on futures contracts, options on securities, interest rate/bond options, currency options, options on swaps and over-the-counter (“OTC”) options), warrants (such as non-U.S. currency warrants), swap transactions (such as interest rate swaps, total return swaps and index swaps) and structured notes (such as equity-linked notes). In addition, the Fund may invest in credit derivative products that may be used to manage default risk and credit exposure. Examples of such products include, but are not limited to, credit default swap index products (such as LCDX, CMBX and ABX index products), single name credit default swaps, loan credit default swaps and asset-backed credit default swaps. The Fund may, at times, invest substantially all of its assets in derivatives and securities used to support its obligations under those derivatives. The Fund’s strategy may be highly dependent on the use of derivatives, and to the extent that they become unavailable or unattractive the Fund may be unable to fully implement its investment strategy.

**Equity Investments.** In connection with its principal investment strategies, the Fund may invest in common stocks, preferred stocks and convertible preferred stocks.

The Fund is non-diversified, which means it may invest a greater portion of its assets in a particular issuer and may invest in fewer issuers. Because the Fund may invest in the securities of fewer issuers, an investment in the Fund may involve a higher degree of risk than would be present in a diversified portfolio.

## Investment Goals, Strategies and Risks

---

The Fund expects to engage in active and frequent trading of securities and other instruments. Effects of frequent trading may include high transaction costs, which may lower the Fund's return, and realization of greater short-term capital gains, distributions of which are taxable as ordinary income to taxable shareholders. Trading costs and tax effects associated with frequent trading may adversely affect the Fund's performance.

The percentage limitations set forth herein are not investment restrictions and the Fund may exceed these limits from time to time. In addition, when calculating these exposures, the Fund may use the market value, the notional value, an adjusted notional value or some other measure of the value of a derivative in order to reflect what the Adviser believes to be the most accurate assessment of the Fund's real economic exposure. The total notional value of the Fund's derivative instruments may significantly exceed the total value of the Fund's assets.

Although the Fund seeks positive total returns over time, the Fund's investment returns may be volatile over short periods of time. The Fund may outperform the overall securities market during periods of flat or negative performance and may underperform during periods of strong market performance. There can be no assurance that the Fund's returns over time or during any period will be positive.

## Loomis Sayles Strategic Income Fund

### Investment Goal

The Fund seeks high current income with a secondary objective of capital growth. The Fund's investment goal may be changed without shareholder approval. The Fund will provide 60 days' prior notice to shareholders before changing the investment goal.

### Principal Investment Strategies

Under normal market conditions, the Fund will invest substantially all of its assets in income producing securities (including below investment grade securities, or "junk bonds") with a focus on U.S. corporate bonds, convertible securities, foreign debt instruments, including those in emerging markets and related foreign currency transactions, and U.S. government securities. Below investment grade fixed-income securities are rated below investment grade quality (i.e., none of the three major ratings agencies (Moody's Investors Service, Inc. ("Moody's"), Fitch Investors Services, Inc. ("Fitch") or S&P Global Ratings ("S&P")), have rated the securities in one of its top four rating categories) or, if the security is unrated, are determined by the Adviser to be of comparable quality. The Fund may invest up to 35% of its assets in preferred stocks and dividend-paying common stocks. The portfolio managers may shift the Fund's assets among various types of income-producing securities based upon changing market conditions. The Adviser performs its own extensive credit analyses to determine the creditworthiness and potential for capital appreciation of a security.

The Fund's portfolio managers use a flexible approach to identify securities in the global marketplace with characteristics including discounted price compared to economic value, undervalued credit ratings with strong or improving credit profiles and yield premium relative to its benchmark (although not all of the securities selected will have these attributes).

In deciding which securities to buy and sell, the Adviser will consider, among other things, the financial strength of the issuer, current interest rates, current valuations, the Adviser's expectations regarding future changes in interest rates and comparisons of the level of risk associated with particular investments with the Adviser's expectations concerning the potential return of those investments.

In selecting investments for the Fund, the Adviser utilizes the skills of its in-house team of more than 30 research analysts to cover a broad universe of industries, companies and markets. The Fund's portfolio managers take advantage of these extensive resources to identify securities that meet the Fund's investment criteria. The Adviser seeks to buy bonds that offer a positive yield advantage over the market and, in its view, have room to increase in price. It may also invest to take advantage of what the portfolio managers believe are temporary disparities in the yield of different segments of the market for U.S. government securities. The Adviser provides the portfolio managers with maximum flexibility to find investment opportunities in a wide range of markets, both domestic and foreign. This flexible approach provides the Fund with access to a wide array of investment opportunities. The three key sectors that the portfolio managers focus upon are U.S. corporate issues (including convertible securities), foreign debt securities and U.S. government securities. The Fund's portfolio managers maintain a core of the Fund's investments in corporate bond issues and shift its assets among other income-producing securities as opportunities develop. The Fund generally seeks to maintain a high level of diversification as a form of risk management.

In connection with its principal investment strategies, the Fund may also invest in securities issued pursuant to Rule 144A under the Securities Act of 1933 ("Rule 144A securities"), structured notes, collateralized loan obligations, zero-coupon bonds, pay-in-kind bonds, mortgage-related securities, stripped securities and futures, swaps (including credit default swaps) and foreign currency transactions (such as forward currency contracts) for hedging and investment purposes. Except as provided above or as required by applicable law, the Fund is not limited in the percentage of its assets that it may invest in these instruments.

## Natixis Oakmark Fund

### Investment Goal

The Fund seeks long-term capital appreciation. The Fund's investment goal may be changed without shareholder approval. The Fund will provide 60 days' prior written notice to shareholders before changing the investment goal.

### Principal Investment Strategies

Under normal market conditions, the Fund primarily invests in common stocks of U.S. companies. The Fund generally invests in securities of larger capitalization companies in any industry. Harris Associates L.P. ("Harris Associates") uses a value investment philosophy in selecting equity securities, including common stocks. This value investment philosophy is based upon the belief that, over time, a company's stock price converges with the company's intrinsic value. By "intrinsic value," Harris Associates means its estimate of the price a knowledgeable buyer would pay to acquire the entire business. Harris Associates believes that investing in securities priced significantly below what Harris Associates believes is a company's intrinsic value presents the best opportunity to achieve the Fund's investment objectives.

Harris Associates uses this value investment philosophy to identify companies that it believes have discounted stock prices compared to what Harris Associates believes are the companies' intrinsic values. In assessing such companies, Harris Associates looks for the following characteristics, although not all of the companies selected will have these attributes: (1) free cash flows and intelligent investment of excess cash; (2) earnings that are growing and are reasonably predictable; and (3) high level of company management ownership.

Once Harris Associates identifies a stock that it believes is selling at a significant discount to Harris Associates' estimate of intrinsic value and that the issuer has one or more of the additional qualities mentioned above, Harris Associates generally will consider buying that security for the Fund. Harris Associates usually sells a security when the price approaches its estimated value or the issuer's fundamentals change. Harris Associates monitors each holding and adjusts its price targets as warranted to reflect changes in the issuer's fundamentals. The Fund's portfolio typically holds 30 to 60 stocks.

## Natixis Oakmark International Fund

### Investment Goal

The Fund seeks long-term capital appreciation. The Fund's investment goal may be changed without shareholder approval. The Fund will provide 60 days' prior written notice to shareholders before changing the investment goal.

### Principal Investment Strategies

The Fund invests primarily in a diversified portfolio of common stocks of non-U.S. companies. The Fund may invest in non-U.S. markets throughout the world, including emerging markets. Ordinarily, the Fund will invest in the securities of at least five countries outside the U.S. There are no geographic limits on the Fund's non-U.S. investments. Although the Fund invests primarily in common stocks of non-U.S. companies it may also invest in the securities of U.S. companies. The Fund may invest in the securities of small-, mid- and large-capitalization companies.

The Fund's subadviser, Harris Associates L.P. ("Harris Associates"), uses a value investment philosophy in selecting equity securities, such as common stocks, preferred stocks, warrants, and securities convertible into common stocks and preferred stocks. This value investment philosophy is based upon the belief that, over time, a company's stock price converges with Harris Associates' estimate of its intrinsic value. By "intrinsic value," Harris Associates means its estimate of the price a knowledgeable buyer would pay to acquire the entire business. Harris Associates believes that investing in securities priced significantly below what Harris Associates believes is a company's intrinsic value presents the best opportunity to achieve the Fund's investment objective.

Harris Associates uses this value investment philosophy to identify companies that have discounted stock prices compared to what Harris Associates believes are the companies' intrinsic values. In assessing such companies, Harris Associates looks for the following characteristics, although not all of the companies selected will have these attributes: (1) free cash flows and intelligent investment of excess cash; (2) earnings that are growing and are reasonably predictable; and (3) high level of company management ownership.

Once Harris Associates identifies a stock that it believes is selling at a significant discount to Harris Associates' estimated intrinsic value and that the issuer has one or more of the additional qualities mentioned above, Harris Associates generally will consider buying that security for the Fund. Harris Associates usually sells a security when the price approaches its estimated value or the issuer's fundamentals change. Harris Associates monitors each holding and adjusts its price targets as warranted to reflect changes in the issuer's fundamentals. The Fund's portfolio typically holds 30 to 65 stocks.

## Natixis U.S. Equity Opportunities Fund

### Investment Goal

The Fund seeks long-term growth of capital. The Fund's investment goal may be changed without shareholder approval. The Fund will provide 60 days' prior written notice to shareholders before changing the investment goal.

### Principal Investment Strategies

The Fund ordinarily invests at least 80% of its net assets (plus any borrowings made for investment purposes) in equity securities, including common stocks and preferred stocks. Under normal market conditions, the Fund will invest at least 80% of its net assets (plus any borrowings made for investment purposes) in securities of U.S. issuers. The Fund's approach to equity investing combines the styles of two subadvisers in selecting securities for each of the Fund's segments. The segments and their subadvisers are listed below.

- Harris Associates - Large Cap Value segment - Under normal circumstances, the Large Cap Value segment of the Fund managed by Harris Associates L.P. ("Harris Associates") will invest primarily in the common stocks of larger-capitalization companies that Harris Associates believes are trading at a substantial discount to the company's "intrinsic value." By "intrinsic value," Harris Associates means its estimate of the price a knowledgeable buyer



would pay to acquire the entire business. Harris Associates believes that investing in securities priced significantly below what Harris Associates believes is a company's intrinsic value presents the best opportunity to achieve the Fund's investment objectives. Harris Associates usually sells a security when the price approaches its estimated value and monitors each holding and adjusts its price targets as warranted to reflect changes in the issuer's fundamentals. In determining whether an issuer is a U.S. or foreign issuer for the Harris Associates – Large Cap Value segment, Harris Associates considers various factors, including its country of domicile, the primary stock exchange on which it trades, the location from which the majority of its revenue comes, and its reporting currency.

- Loomis Sayles - All Cap Growth segment - Under normal circumstances, the All Cap Growth segment of the Fund, managed by Loomis, Sayles & Company, L.P. ("Loomis Sayles"), will invest primarily in equity securities, including common stocks and depositary receipts. This segment may invest in companies of any size. The segment normally invests across a wide range of sectors and industries. The segment's portfolio manager employs a growth style of equity management that emphasizes companies with sustainable competitive advantages versus others, long-term structural growth drivers that will lead to above-average future cash flow growth, attractive cash flow returns on invested capital, and management teams focused on creating long-term value for shareholders. The segment's portfolio manager aims to invest in companies when they trade at a significant discount to the estimate of intrinsic value (i.e. companies with share prices trading significantly below what the portfolio manager believes the share price should be). The segment will consider selling a portfolio investment when the portfolio manager believes an unfavorable structural change occurs within a given business or the markets in which it operates, a critical underlying investment assumption is flawed, when a more attractive reward-to-risk opportunity becomes available, when the portfolio manager believes the current price fully reflects intrinsic value, or for other investment reasons which the portfolio manager deems appropriate. Although certain equity securities purchased by the Loomis Sayles – All Cap Growth segment of the Fund may be issued by domestic companies incorporated outside of the United States, Loomis Sayles does not consider these securities to be foreign if they are included in the U.S. equity indices published by S&P Global Ratings or Russell Investments or if the security's country of risk defined by Bloomberg is the United States.

Subject to the allocation policy adopted by the Fund's Board of Trustees, Natixis Advisors, L.P. ("Natixis Advisors") generally allocates capital invested in the Fund equally (i.e., 50%) between its two segments. Under the allocation policy, Natixis Advisors may also allocate capital away from or towards each segment from time to time and may reallocate capital between the segments. Each subadviser manages its segment of the Fund's assets in accordance with its distinct investment style and strategy.

The Fund may also:

- Invest in securities offered in initial public offerings ("IPOs") and securities issued pursuant to Rule 144A under the Securities Act of 1933 ("Rule 144A securities").
- Invest in convertible preferred stock and convertible debt securities.
- Invest in real estate investment trusts ("REITs").
- Invest in fixed-income securities, including U.S. government bonds and below-investment grade fixed-income securities (commonly known as "junk bonds").
- Hold securities of foreign issuers traded over-the-counter or on foreign exchanges, including securities in emerging markets and related currency hedging transactions.
- Invest in equity securities of Canadian issuers.

## Natixis U.S. Equity Opportunities Fund - More on Investment Strategies

The Fund's portfolio is divided into two different segments managed by the two subadvisers set forth below. These subadvisers pursue the Fund's overall goal by employing the strategies and techniques described below.

### Harris Associates - Large Cap Value segment

Under normal circumstances, the Large Cap Value segment of the Fund managed by Harris Associates will invest primarily in the common stocks of larger-capitalization companies that Harris Associates believes are trading at a substantial discount to the company's "intrinsic value." By "intrinsic value," Harris Associates means its estimate of the price a knowledgeable buyer would pay to acquire the entire business. Harris Associates believes that investing in securities priced significantly below what Harris Associates believes is a company's intrinsic value presents the best opportunity to achieve the Fund's investment objectives. Harris Associates usually sells a security when the price approaches its estimated value and monitors each holding and adjusts its price targets as warranted to reflect changes in the issuer's fundamentals.

### Loomis Sayles - All Cap Growth segment

Under normal circumstances, the All Cap Growth segment of the Fund, managed by Loomis Sayles, will invest primarily in equity securities, including common stocks and depositary receipts. This segment may invest in companies of any size. The segment normally invests across a wide range of sectors and industries. The segment's portfolio manager employs a growth style of equity management that emphasizes companies with sustainable competitive advantages versus others, long-term structural growth drivers that will lead to above-average future cash flow growth, and attractive cash flow returns on invested capital and management teams focused on creating long-term value for shareholders. The segment's portfolio manager aims to invest in companies when they trade at a significant discount to the estimate of intrinsic value (i.e. companies with share prices trading significantly below what the portfolio

## More About Risks

---

manager believes the share price should be). The segment will consider selling a portfolio investment when the portfolio manager believes an unfavorable structural change occurs within a given business or the markets in which it operates, a critical underlying investment assumption is flawed, when a more attractive reward-to-risk opportunity becomes available, when the portfolio manager believes the current price fully reflects intrinsic value, or for other investment reasons which the portfolio manager deems appropriate.

## All Funds

### Temporary Defensive Measures

Temporary defensive measures may be used by a Fund during adverse economic, market, political or other conditions. In this event, a Fund may hold any portion of its assets in cash (U.S. dollars, foreign currencies or multinational currency units) and/or invest in cash equivalents such as money market instruments or high-quality debt securities as it deems appropriate. A Fund may miss certain investment opportunities if it uses defensive strategies and thus may not achieve its investment goal.

### Percentage Investment Limitations

Except as set forth in the SAI, the percentage limitations set forth in this Prospectus and the SAI apply at the time an investment is made and shall not be considered violated unless an excess or deficiency occurs or exists immediately after and as a result of such investment.

### Portfolio Holdings

A description of each Fund's policies and procedures with respect to the disclosure of each Fund's portfolio securities is available in the section "Portfolio Holdings Information" in the SAI.

A "snapshot" of each Fund's investments may be found in its annual and semiannual reports. In addition, a list of each Fund's full portfolio holdings, which is updated monthly after an aging period of at least 30 days (10 business days after quarter-end for Natixis Oakmark Fund, Natixis Oakmark International Fund and Natixis U.S. Equity Opportunities Fund), is available on the Funds' website at [im.natixis.com/us/fund-documents](http://im.natixis.com/us/fund-documents). These holdings will remain accessible on the website until each Fund files its respective Form N-CSR or Form N-PORT with the SEC for the period that includes the date of the information. In addition, a list of each Fund's (excluding Natixis Oakmark Fund, Natixis Oakmark International Fund, and Natixis U.S. Equity Opportunities Fund) top 10 holdings as of the month-end is generally available within 7 business days after the month-end on the Funds' website at [im.natixis.com/holdings](http://im.natixis.com/holdings) (click fund name).

## More About Risks

This section provides more information on certain principal risks that may affect a Fund's portfolio, as well as information on additional risks a Fund may be subject to because of its investments or practices. In seeking to achieve its investment goals, a Fund may also invest in various types of securities and engage in various investment practices which are not a principal focus of a Fund and therefore are not described in this Prospectus. These securities and investment practices and their associated risks are discussed in the Funds' SAI, which is available without charge upon request (see back cover). The significance of any specific risk to an investment in a Fund will vary over time, depending on the composition of the Fund's portfolio, market conditions, and other factors. You should read all of the risk information presented below carefully, because any one or more of these risks may result in losses to a Fund.

### Recent Market Events Risk

The COVID-19 pandemic and efforts to contain its spread have resulted in, among other things, extreme volatility in the financial markets and severe losses; reduced liquidity of many instruments; exchange trading suspensions and closures; higher default rates; border closings and other significant travel restrictions and disruptions; significant disruptions to business operations, supply chains and customer activity; lower consumer demand for goods and services; significant job losses and increasing unemployment; event cancellations and restrictions; service cancellations, reductions and other changes; significant challenges in healthcare service preparation and delivery; prolonged quarantines; as well as general concern and uncertainty that has negatively affected the economic environment. The impact of this pandemic and any other epidemic or pandemic that may arise in the future could adversely affect the economies of many nations or the entire global economy and the financial performance of individual issuers, sectors, industries, asset classes, and markets in significant and unforeseen ways. The U.S. government and the Federal Reserve, as well as certain foreign governments and central banks, are taking extraordinary actions to support local and global economies and the financial markets in response to the COVID-19 pandemic, including by decreasing interest rates to very low levels and implementing a variety of emergency stimulus measures. These actions may not succeed or have the intended effect, and in some cases, including in the United States, have resulted in a large expansion of government deficits and debt, the long term consequences of which are not known. This crisis or other public health crises may also exacerbate other pre-existing political, social, economic, market and financial risks. The effects of the COVID-19 pandemic or any future outbreak in developing or emerging market countries may be greater due to less established health care systems. The duration of the COVID-19 pandemic and its effects cannot be determined with certainty. Such effects could impair a Fund's ability to maintain operational standards (such as with respect to satisfying redemption requests), disrupt the operations of the Fund's service providers, adversely affect the value and liquidity of the Fund's investments and negatively impact the Fund's performance and your investment in the Fund.

### **Agency Securities Risk**

Certain debt securities issued or guaranteed by agencies of the U.S. government are guaranteed as to the payment of principal and interest by the relevant entity but have not been backed by the full faith and credit of the U.S. government. Instead, they have been supported only by the discretionary authority of the U.S. government to purchase the agency's obligations. An event affecting the guaranteeing entity could adversely affect the payment of principal or interest or both on the security and, therefore, these types of securities should be considered to be riskier than U.S. government securities. In addition, in 2008 the U.S. Treasury Department placed certain government-sponsored companies into conservatorship. The companies remain in conservatorship, and the effect that this conservatorship will have on the companies' debt and equity securities is unclear.

### **Allocation Risk**

A Fund's allocations between asset classes and market exposures may not be optimal in every market condition and may adversely affect a Fund's performance. You could lose money on your investment in a Fund as a result of this allocation.

### **Below Investment Grade Fixed-Income Securities Risk**

Below investment grade fixed-income securities, also known as "junk bonds," are rated below investment grade quality and may be considered speculative with respect to the issuer's continuing ability to make principal and interest payments. To be considered rated below investment grade quality, a security must not have been rated by any of the three major rating agencies (Moody's Investors Service, Inc., Fitch Investor Services, Inc. or S&P Global Ratings) in one of their respective top four rating categories at the time a Fund acquires the security or, if the security is unrated, the portfolio managers have determined it to be of comparable quality. Analysis of the creditworthiness of issuers of below investment grade fixed-income securities may be more complex than for issuers of higher-quality debt securities, and a Fund's ability to achieve its investment objectives may, to the extent the Fund invests in below investment grade fixed-income securities, be more dependent upon the portfolio managers' credit analysis than would be the case if the Fund were investing in higher-quality securities. The issuers of these securities may be in default or have a currently identifiable vulnerability to default on their payments of principal and interest, or may otherwise present elements of danger with respect to payments of principal or interest. Below investment grade fixed-income securities may be more susceptible to real or perceived adverse economic and competitive industry conditions than higher-grade securities. Yields on below investment grade fixed-income securities will fluctuate. If the issuer of below investment grade fixed-income securities defaults, a Fund may incur additional expenses to seek recovery.

The secondary markets in which below investment-grade securities are traded may be less liquid than the market for higher-grade securities. A lack of liquidity in the secondary trading markets could adversely affect the price at which a Fund could sell a particular below investment-grade security when necessary to meet liquidity needs or in response to a specific economic event, such as a deterioration in the creditworthiness of the issuer, and could adversely affect and cause large fluctuations in the net asset value ("NAV") of a Fund's shares. Adverse publicity and investor perceptions may decrease the values and liquidity of high yield securities generally. It is reasonable to expect that any adverse economic conditions could disrupt the market for below investment-grade securities, have an adverse impact on the value of such securities and adversely affect the ability of the issuers of such securities to repay principal and pay interest thereon. New laws and proposed new laws may adversely impact the market for below investment-grade fixed-income securities.

### **Convertible Securities Risk**

Convertible securities have investment characteristics of both equity and debt securities. Investments in convertible securities are subject to the usual risks associated with debt instruments, such as interest rate risk and credit risk. Convertible securities also react to changes in the value of the common stock into which they convert, and are thus subject to many of the same risks as investing in common stock. A Fund may also be forced to convert a convertible security at an inopportune time, which may decrease the Fund's return.

### **Credit/Counterparty Risk**

Credit/counterparty risk is the risk that the issuer or guarantor of a fixed-income security, or the counterparty to a derivative or other transaction, will be unable or unwilling to make timely payments of interest or principal or to otherwise honor its obligations. As a result, the Fund may sustain losses or be unable or delayed in its ability to realize gains. A Fund will be subject to credit/counterparty risk with respect to the counterparties to its derivatives transactions. Many of the protections afforded to participants on organized exchanges, such as the performance guarantee given by a central clearing house, are not available in connection with OTC derivatives transactions, such as foreign currency transactions. For centrally cleared derivatives, such as cleared swaps, futures and many options, the primary credit/counterparty risk is the creditworthiness of the Fund's clearing broker and the central clearing house itself. Regulatory requirements may also limit the ability of a Fund to protect its interests in the event of an insolvency of a derivatives counterparty. In the event of a counterparty's (or its affiliate's) insolvency, a Fund's ability to exercise remedies, such as the termination of transactions, netting of obligations and realization on collateral, could be stayed or eliminated under new special resolution regimes adopted in the United States, the European Union and various other jurisdictions. Such regimes provide government authorities with broad authority to intervene when a financial institution is experiencing financial difficulty. In particular, with respect to counterparties who are subject to such proceedings in the European Union, the liabilities of such counterparties to the Fund could be reduced, eliminated, or converted to equity in such counterparties (sometimes referred to as a "bail in").

Regulatory requirements may also limit the ability of a Fund to protect its interests in the event of an insolvency of a derivatives counterparty. In the event of a counterparty's (or its affiliate's) insolvency, a Fund's ability to exercise remedies, such as the termination of transactions, netting of obligations and realization on collateral, could be stayed or eliminated under new special resolution regimes adopted in the United States, the European Union and various other jurisdictions. Such regimes provide government authorities with broad authority to intervene when a financial institution is experiencing financial

## More About Risks

---

difficulty. In particular, with respect to counterparties who are subject to such proceedings in the European Union, the liabilities of such counterparties to the Fund could be reduced, eliminated, or converted to equity in such counterparties (sometimes referred to as a “bail in”).

### **Currency Risk**

Fluctuations in the exchange rates between different currencies may negatively affect an investment. A Fund may be subject to currency risk because it may invest in currency-related instruments and/or securities or other instruments denominated in, or that generate income denominated in, foreign currencies. The market for some or all currencies may from time to time have low trading volume and become illiquid, which may prevent a Fund from effecting a position or from promptly liquidating unfavorable positions in such markets, thus subjecting the Fund to substantial losses. A Fund may elect not to hedge currency risk, or may hedge such risk imperfectly, which may cause the Fund to incur losses that would not have been incurred had the risk been hedged.

### **Cybersecurity and Technology Risk**

The Funds, their service providers, and other market participants increasingly depend on complex information technology and communications systems, which are subject to a number of different threats and risks that could adversely affect the Funds and their shareholders. These risks include, among others, theft, misuse, and improper release of confidential or highly sensitive information relating to the Funds and their shareholders, as well as compromises or failures to systems, networks, devices and applications relating to the operations of the Funds and their service providers. Power outages, natural disasters, equipment malfunctions and processing errors that threaten these systems, as well as market events that occur at a pace that overloads these systems, may also disrupt business operations or impact critical data. Cybersecurity and other operational and technology issues may result in financial losses to the Funds and their shareholders, impede business transactions, violate privacy and other laws, subject the Funds to certain regulatory penalties and reputational damage, and increase compliance costs and expenses. Although the Funds have developed processes, risk management systems and business continuity plans designed to reduce these risks, the Funds do not directly control the cybersecurity defenses, operational and technology plans and systems of their service providers, financial intermediaries and companies in which they invest or with which they do business. The Funds and their shareholders could be negatively impacted as a result. Similar types of cybersecurity risks also are present for issuers of securities in which the Funds invest, which could result in material adverse consequences for such issuers, and may cause the Funds’ investment in such securities to lose value.

### **Derivatives Risk**

As described herein and in the SAI, the use of derivatives involves special risks. Derivatives are financial contracts whose value depends upon or is derived from the value of an underlying asset, reference rate or index. There is no guarantee that the use of derivatives will be effective or that suitable transactions will be available. Even a small investment in derivatives may give rise to leverage risk and can have a significant impact on a Fund’s exposure to securities markets values, interest rates or currency exchange rates. It is possible that a Fund’s liquid assets may be insufficient to support its obligations under its derivatives positions. A Fund’s use of derivatives, such as futures, forward contracts, structured notes, swaps (including credit default swaps), options and warrants, involves other risks, such as the credit/counterparty risk relating to the other party to a derivative contract (which is generally greater for OTC derivatives than for centrally cleared derivatives); the risk of difficulties in pricing and valuation; the risk that changes in the value of a derivative may not correlate as expected with relevant assets, rates or indices; liquidity risk and the risk of losing more than the initial margin (if any) required to initiate derivatives positions. There is also the risk that a Fund may be unable to terminate or sell a derivative position at an advantageous time or price. The use of derivatives may cause a Fund to incur losses greater than those which would have occurred had derivatives not been used. Losses resulting from the use of derivatives will reduce a Fund’s net asset value, and possibly income. It is possible that a Fund’s liquid assets may be insufficient to support its obligations under its derivatives positions. To the extent that a Fund uses a derivative for purposes other than as a hedge, or if a Fund hedges imperfectly, the Fund is directly exposed to the risks of that derivative and any loss generated by the derivative will not be offset by a gain. When used, derivatives may affect the amount, timing, or character of distributions payable to, and thus taxes payable by, shareholders. Similarly, for accounting and performance reporting purposes, income and gain characteristics may be different than if the Fund held the underlying securities or other assets directly.

On October 28, 2020, the Securities and Exchange Commission (“SEC”) adopted Rule 18f-4 under the 1940 Act providing for the regulation of a registered investment company’s use of derivatives and certain related instruments. Among other things, Rule 18f-4 limits a fund’s derivatives exposure through a value-at-risk test and requires the adoption and implementation of a derivatives risk management program for certain derivatives users. Subject to certain conditions, limited derivatives users (as defined in Rule 18f-4), however, will not be subject to the full requirements of Rule 18f-4. In connection with the adoption of Rule 18f-4, the SEC also eliminated the asset segregation framework arising from prior SEC guidance for covering derivatives and certain financial instruments. Compliance with Rule 18f-4 will not be required until August 2022. As a Fund comes into compliance, the approach to asset segregation and coverage requirements described in this Prospectus will be impacted. In addition, Rule 18f-4 could restrict a Fund’s ability to engage in certain derivatives transactions and/or increase the costs of such derivatives transactions, which could adversely affect the value or performance of a Fund.

### **Emerging Markets Risk**

In addition to the risks of investing in foreign investments generally, emerging markets investments are subject to greater risks arising from political or economic instability, nationalization or confiscatory taxation, currency exchange restrictions, sanctions by other countries (such as the United States) and an issuer’s unwillingness or inability to make principal or interest payments on its obligations. Emerging markets companies may be smaller and have shorter operating histories than companies in developed markets.

*Economic and Political Risks.* Emerging market countries often experience instability in their political and economic structures and have less market depth, infrastructure, capitalization and regulatory oversight than more developed markets. Government actions could have a significant impact on the economic conditions in such countries, which in turn would affect the value and liquidity of the assets of a Fund invested in emerging market securities. Specific risks

---

## More About Risks

---

that could decrease a Fund's return include seizure of a company's assets, restrictions imposed on payments as a result of blockages on foreign currency exchanges and unanticipated social or political occurrences.

The ability of the government of an emerging market country to make timely payments on its debt obligations will depend on many factors, including the extent of its reserves, fluctuations in interest rates and access to international credit and investments. A country that has non-diversified exports or relies on certain key imports will be subject to greater fluctuations in the pricing of those commodities. Failure to generate sufficient earnings from foreign trade will make it difficult for an emerging market country to service its foreign debt.

Companies trading in developing securities markets are generally smaller and have shorter operating histories than companies trading in developed markets. Foreign investors may be required to register the proceeds of sales. Settlement of securities transactions in emerging markets may be subject to risk of loss and may be delayed more often than transactions settled in the United States, in part because a Fund will need to use brokers and counterparties that are less well capitalized, and custody and registration of assets in some countries may be unreliable compared to more developed countries. Disruptions resulting from social and political factors may cause the securities markets to close. If extended closings were to occur, the liquidity and value of a Fund's assets invested in corporate debt obligations of emerging market companies would decline.

*Investment Controls; Repatriation.* Foreign investment in emerging market country debt securities is restricted or controlled to varying degrees. These restrictions may at times limit or preclude foreign investment in certain emerging market country debt securities. Certain emerging market countries require government approval of investments by foreign persons, limit the amount of investments by foreign persons in a particular issuer, limit investments by foreign persons only to a specific class of securities of an issuer that may have less advantageous rights than the classes available for purchase by domiciliaries of the countries and/or impose additional taxes or controls on foreign investors or currency transactions. Certain emerging market countries may also restrict investment opportunities in issuers in industries deemed important to national interests.

Emerging market countries may require governmental approval for the repatriation of investment income, capital or proceeds of sale of securities by foreign investors. In addition, if a deterioration occurs in an emerging market country's balance of payments, the country could impose temporary restrictions on foreign capital remittances. A Fund could be adversely affected by delays in, or a refusal to grant, any required governmental approval for repatriation of capital, as well as by the application to a Fund of any restrictions on investments. Investing in local markets in emerging market countries may require a Fund to adopt special procedures, seek local governmental approvals or take other actions, each of which may involve additional costs to a Fund.

### **Equity Securities Risk**

The value of your investment in a Fund is based on the market value (or price) of the securities the Fund holds. You may lose money on your investment due to unpredictable declines in the value of individual securities and/or periods of below-average performance in individual securities, industries or in the equity market as a whole. This may impact a Fund's performance and may result in higher portfolio turnover, which may increase the tax liability to taxable shareholders and the expenses incurred by the Fund. The market value of a security can change daily due to political, economic and other events that affect the securities markets generally, as well as those that affect particular companies or governments. These price movements, sometimes called volatility, will vary depending on the types of securities a Fund owns and the markets in which they trade. Historically, the equity markets have moved in cycles, and the value of a Fund's equity securities may fluctuate drastically from day to day. Individual companies may report poor results or be negatively affected by industry and/or economic trends and developments. The prices of securities issued by such companies may suffer a decline in response to such trends and developments. Securities issued in initial public offerings tend to involve greater market risk than other equity securities due, in part, to public perception and the lack of publicly available information and trading history. Rule 144A securities may be less liquid than other equity securities. Small-capitalization and emerging growth companies may be subject to more abrupt price movements, limited markets and less liquidity than larger, more established companies, which could adversely affect the value of a Fund's portfolio. Growth stocks are generally more sensitive to market movements than other types of stocks primarily because their stock prices are based heavily on future expectations. If the Adviser's assessment of the prospects for a company's growth is wrong, or if the Adviser's judgment of how other investors will value the company's growth is wrong, then the price of the company's stock may fall or not approach the value that the Adviser has placed on it. Value stocks can perform differently from the market as a whole and from other types of stocks. Value stocks also present the risk that their lower valuations fairly reflect their business prospects and that investors will not agree that the stocks represent favorable investment opportunities, and they may fall out of favor with investors and underperform growth stocks during any given period. Common stocks represent an equity or ownership interest in an issuer. In the event an issuer is liquidated or declares bankruptcy, the claims of owners of the issuer's bonds generally take precedence over the claims of those who own preferred stock or common stock.

### **Focused Investment Risk**

Because a Fund may invest in a small number of industries or securities, it may have more risk because the impact of a single economic, political or regulatory occurrence may have a greater adverse impact on the Fund's NAV.

### **Foreign Securities Risk**

Foreign securities risk is the risk associated with investments in issuers located in foreign countries. A Fund's investments in foreign securities may experience more rapid and extreme changes in value than investments in securities of U.S. issuers. The securities markets of many foreign countries are relatively small, with a limited number of issuers and a small number of securities. In addition, foreign companies often are not subject to the same degree of regulation as U.S. companies. Reporting, accounting, disclosure, custody and auditing standards and practices of foreign countries differ, in some cases significantly, from U.S. standards and practices, and are often not as rigorous. The Public Company Accounting Oversight Board, which regulates auditors of U.S. public companies, is unable to inspect audit work papers in certain foreign countries. Many countries, including developed nations and emerging

## More About Risks

---

markets, are faced with concerns about high government debt levels, credit rating downgrades, the future of the euro as a common currency, possible government debt restructuring and related issues, all of which may cause the value of a Fund's non-U.S. investments to decline. Nationalization, expropriation or confiscatory taxation, currency blockage, the imposition of sanctions by other countries (such as the United States), political changes or diplomatic developments may also cause the value of a Fund's non-U.S. investments to decline. When imposed, foreign withholding or other taxes reduce a Fund's return on foreign securities. In the event of nationalization, expropriation or other confiscation, a Fund could lose its entire foreign investment. Investments in emerging markets may be subject to these risks to a greater extent than those in more developed markets and securities of developed market companies that conduct substantial business in emerging markets may also be subject to greater risk. These risks also apply to securities of foreign issuers traded in the United States or through depositary receipt programs such as American Depositary Receipts. To the extent a Fund invests a significant portion of its assets in a specific geographic region, the Fund may have more exposure to regional political, economic, environmental, credit/counterparty and information risks. In addition, foreign securities may be subject to increased credit/counterparty risk because of the potential difficulties of requiring foreign entities to honor their contractual commitments.

### **Inflation/Deflation Risk**

Inflation risk is the risk that the value of assets or income from investments will be worth less in the future as inflation decreases the present value of future payments. Deflation risk is the risk that prices throughout the economy decline over time (the opposite of inflation). Deflation may have an adverse effect on the creditworthiness of issuers and may make issuer default more likely, which may result in a decline in the value of a Fund's portfolio. Because the Loomis Sayles Strategic Alpha Fund seeks positive returns that exceed the rate of inflation over time, if the portfolio managers' inflation forecasts are incorrect, the Fund may be more severely impacted than other funds.

### **Interest Rate Risk**

Interest rate risk is the risk that changes in interest rates will affect the value of a Fund's investments in fixed-income securities, such as bonds, notes, asset-backed securities and other income-producing securities and derivatives. Fixed-income securities are obligations of the issuer to make payments of principal and/or interest on future dates. Increases in interest rates may cause the value of a Fund's investments to decline. In addition, the value of certain derivatives (such as interest rate futures) is related to changes in interest rates and their value may suffer significant decline as a result of interest rate changes. A prolonged period of low interest rates may cause a Fund to have a low or negative yield, potentially reducing the value of your investment. Generally, the value of fixed-income securities, including short-term fixed-income securities, rises when prevailing interest rates fall and falls when interest rates rise. Interest rate risk generally is greater for funds that invest in fixed-income securities with relatively longer durations than for funds that invest in fixed-income securities with shorter durations. A significant change in interest rates could cause a Fund's share price (and the value of your investment) to change. The value of zero-coupon and pay-in-kind bonds may be more sensitive to fluctuations in interest rates than other fixed-income securities. A significant change in interest rates could cause a Fund's share price (and the value of your investment) to change. Potential future changes in government monetary policy may affect the level of interest rates.

### **Investments in Other Investment Companies Risk**

A Fund will indirectly bear the management, service and other fees of any other investment companies, including ETFs, in which it invests in addition to its own expenses. A Fund is also indirectly exposed to the same risks as the underlying funds in proportion to the allocation of the Fund's assets among the underlying funds. In addition, investments in ETFs have unique characteristics, including, but not limited to, the expense structure and additional expenses associated with investing in ETFs.

### **Large Investor Risk**

Ownership of shares of a Fund may be concentrated in one or a few large investors. Such investors may redeem shares in large quantities or on a frequent basis. If a large investor redeems a portion or all of its investment in a Fund or redeems frequently, the Fund may be forced to sell investments at unfavorable times or prices, which can affect the performance of the Fund and may increase realized capital gains, including short-term capital gains taxable as ordinary income. In addition, such transactions may accelerate the realization of taxable income to shareholders if a Fund's sales of investments result in gains, and also may increase transaction costs. These transactions potentially limit the use of any capital loss carryforwards and certain other losses to offset future realized capital gains (if any). Such transactions may also increase a Fund's expenses or could result in a Fund's current expenses being allocated over a smaller asset base, leading to an increase in the Fund's expense ratios.

### **Leverage Risk**

Leverage is the risk associated with securities or investment practices (e.g., borrowing and the use of certain derivatives) that multiply small index, market or asset-price movements into larger changes in value. Leverage magnifies the potential for gain and the risk of loss. As a result, a relatively small decline in the value of the underlying investments could result in a relatively large loss. The use of leverage will increase the impact of gains and losses on a Fund's returns, and may lead to significant losses if investments are not successful.

### **LIBOR Risk**

LIBOR risk is the risk that the transition away from the London Interbank Offered Rate ("LIBOR") may lead to increased volatility and illiquidity in markets that are tied to LIBOR. LIBOR is a benchmark interest rate at which major global banks lend to one another in the international interbank market for short-term loans, and is used extensively in the United States and globally as a "reference rate" for certain financial instruments in which a Fund may invest, including corporate and municipal bonds, bank loans, asset-backed and mortgage-related securities, interest rate swaps and other derivatives. Additionally, a Fund may

## More About Risks

---

borrow money at rates that are based on LIBOR. In July 2017, the head of the United Kingdom Financial Conduct Authority (“FCA”), the agency that oversees LIBOR, announced a desire to phase out the use of LIBOR by the end of 2021. The FCA and LIBOR’s administrator, ICE Benchmark Administration, have announced that most LIBOR rates will no longer be published after the end of 2021 and a majority of U.S. dollar LIBOR rates will no longer be published after June 30, 2023. Actions by regulators have resulted in the establishment of alternative reference rates to LIBOR in most major currencies; however, the process for amending the interest rate provisions of existing contracts to transition away from LIBOR remains unclear. While some contracts may include “fallback” provisions that provide for an alternative rate setting methodology in the event of the unavailability of LIBOR, not all contracts have such provisions or such provisions may not contemplate the permanent unavailability of LIBOR. There is also significant uncertainty regarding the effectiveness of any such alternative methodologies, including the risk of economic value transfer at the time of transition. The transition away from LIBOR poses a number of other risks, including changed values of LIBOR-related investments and reduced effectiveness of hedging strategies, each of which may adversely affect a Fund’s performance. It is difficult at this time to predict the exact impact of the transition away from LIBOR on a Fund or the financial instruments in which a Fund invests.

### **Liquidity Risk**

Liquidity risk is the risk that a Fund may be unable to find a buyer for its investments when it seeks to sell them or to receive the price it expects. Decreases in the number of financial institutions willing to make markets in a Fund’s investments or in their capacity or willingness to transact may increase the Fund’s exposure to this risk. Events that may lead to increased redemptions, such as market disruptions or increases in interest rates, may also negatively impact the liquidity of a Fund’s investments when it needs to dispose of them. If a Fund is forced to sell its investments at an unfavorable time and/or under adverse conditions in order to meet redemption requests, such sales could negatively affect the Fund. Securities acquired in a private placement, such as Rule 144A securities, are generally subject to significant liquidity risk because they are subject to strict restrictions on resale and there may be no liquid secondary market or ready purchaser for such securities. Derivatives, and particularly OTC derivatives, are generally subject to liquidity risk as well. Liquidity issues may also make it difficult to value a Fund’s investments. In some cases, especially during periods of market turmoil, a redemption may dilute the interest of the remaining shareholders.

### **Management Risk**

Management risk is the risk that the portfolio managers’ investment techniques could fail to achieve a Fund’s objective and could cause your investment in a Fund to lose value. Each Fund is subject to management risk because each Fund is actively managed. The portfolio managers will apply their investment techniques and risk analyses in making investment decisions for the Funds, but there can be no guarantee that such decisions will produce the desired results. For example, securities that the portfolio managers expect to appreciate in value may, in fact, decline. Similarly, in some cases, derivative and other investment techniques may be unavailable or the portfolio managers may determine not to use them, even under market conditions where their use could have benefited the Funds.

### **Market/Issuer Risk**

The market value of a Fund’s investments will move up and down, sometimes rapidly and unpredictably, based upon political, regulatory, market, economic, and social conditions, as well as developments that impact specific economic sectors, industries, or segments of the market, including conditions that directly relate to the issuers of a Fund’s investments, such as management performance, financial condition, and demand for the issuers’ goods and services. A Fund is subject to the risk that geopolitical events will adversely affect global economies and markets. War, terrorism, and related geopolitical events have led, and in the future may lead, to increased short-term market volatility and may have adverse long-term effects on global economies and markets. Likewise, natural and environmental disasters and epidemics or pandemics may be highly disruptive to economies and markets.

### **Models and Data Risk**

The Advisers utilize various proprietary quantitative models to identify investment opportunities. There is a possibility that one or all of the quantitative models may fail to identify profitable opportunities at any time. Furthermore, the models may incorrectly identify opportunities and these misidentified opportunities may lead to substantial loss. Models may be predictive in nature and such models may result in an incorrect assessment of future events. Data used in the construction of models may prove to be inaccurate or stale, which may result in losses for a Fund. Investments selected using the models may perform differently than expected as a result of the market factors used in creating models, the weight given to each such market factor, changes from the market factors’ historical trends and technical issues in the construction and implementation of the models (e.g., data problems, and/or software issues). The Advisers’ judgments about the weightings among various models and strategies may be incorrect, adversely affecting performance.

### **Mortgage-Related and Asset-Backed Securities Risk**

In addition to the risks associated with investments in fixed-income securities generally (for example, credit, liquidity and valuation risk), mortgage-related and asset-backed securities are subject to the risks of the mortgages and assets underlying the securities as well as prepayment risk, the risk that the securities may be prepaid and result in the reinvestment of the prepaid amounts in securities with lower yields than the prepaid obligations. Conversely, there is a risk that a rise in interest rates will extend the life of a mortgage-related or asset-backed security beyond the expected prepayment time, typically reducing the security’s value, which is called extension risk. A Fund also may incur a loss when there is a prepayment of securities that were purchased at a premium. Stripped securities are more sensitive to changes in the prevailing interest rates and the rate of principal payments on the underlying assets than regular mortgage-related securities. The value of some mortgage-related securities and other asset-backed securities in which a Fund invests may be particularly sensitive to changes in prevailing interest rates, and the ability of a Fund to successfully utilize these instruments may depend in part upon the ability of the Fund’s Adviser to forecast interest rates and other economic factors correctly. The risk of non-payment is greater for mortgage-related securities

## More About Risks

---

that are backed by mortgage pools that contain “subprime” or “Alt-A” loans (loans made to borrowers with weakened credit histories or with a lower capacity to make timely payments on their loans), but a level of risk exists for all loans. Market factors adversely affecting mortgage loan repayments may include a general economic downturn, high unemployment, a general slowdown in the real estate market, a drop in the market prices of real estate, or an increase in interest rates resulting in higher mortgage payments by holders of adjustable rate mortgages. A Fund’s investments in other asset-backed securities are subject to risks similar to those associated with the servicing of those assets. These types of securities may also decline for reasons associated with the underlying collateral. A dollar roll involves potential risks of loss that are different from those related to the securities underlying the transactions. A Fund may be required to purchase securities at a higher price than may otherwise be available on the open market. Since the counterparty in the transaction is required to deliver a similar, but not identical, security to the Fund, the security that the Fund is required to buy under the dollar roll may be worth less than an identical security. There is no assurance that a Fund’s use of cash that it receives from a dollar roll will provide a return that exceeds borrowing costs.

### **Municipal Securities Risk**

Municipal bonds are investments issued by states, cities, public authorities or political subdivisions to raise money for public purposes. Municipal securities that are general obligations of a state or other government entity are supported by its taxing powers and are typically payable from the issuer’s general unrestricted revenues, although payment may depend upon government appropriation or aid from other government entities. Revenue obligations, in contrast, are payable from revenue earned by a particular project or other revenue source and are not backed by the credit of the state or local government authority issuing the bonds, but rather only the revenue generated by the project. Municipalities and other public authorities may issue private activity bonds to finance development of industrial or other facilities for use by a private enterprise. Such bonds are also revenue bonds and the private enterprise (and/or any guarantor) pays the principal and interest on the bond; the issuer does not pledge its faith, credit and taxing power for repayment. The credit and quality of private activity bonds are usually tied to the credit of the corporate user of the facilities. There is generally less public information available for municipal securities compared to corporate equities or bonds. Certain municipal securities may be or may become highly illiquid, making them difficult to value or dispose of at favorable prices. Weakness in the local or national economy, political, fiscal or regulatory events, legislative changes and the enforceability of rights of municipal bond holders could adversely affect the values of municipal bonds. Municipal obligations may be susceptible to downgrades or defaults during recessions or similar periods of economic stress and insolvent municipalities may file for bankruptcy, which could significantly affect the rights of creditors and the value of the municipal securities. In addition, the municipal securities held by the Loomis Sayles Intermediate Municipal Bond Fund may fail to meet certain legal requirements that allow interest distributed from such securities to be tax-exempt. If those requirements are not met, the interest received and distributed to shareholders by the Fund may be taxable. Changes in federal or state tax laws may also cause the prices of municipal securities to fall or could affect the tax-exempt status of municipal securities.

### **Non-Diversification Risk**

Compared with diversified mutual funds, a non-diversified Fund may invest a greater percentage of its assets in a particular issuer and may invest in fewer issuers. Therefore, a non-diversified Fund may have more risk because changes in the value of a single security or the impact of a single economic, political or regulatory occurrence may have a greater adverse impact on the Fund’s net asset value.

### **REITs Risk**

The performance of a Fund that invests in REITs may be dependent in part on the performance of the real estate market and the real estate industry in general. The real estate industry is particularly sensitive to economic downturns. Securities of companies in the real estate industry, including REITs, are sensitive to factors such as changes in real estate values, property taxes and tax laws, interest rates, cash flow of underlying real estate assets, occupancy rates, government regulations affecting zoning, land use and rents, and the management skill and creditworthiness of the issuer. Companies in the real estate industry also may be subject to liabilities under environmental and hazardous waste laws. In addition, the value of a REIT is affected by changes in the value of the properties owned by the REIT or the mortgage loans held by the REIT. REITs also are subject to default and prepayment risk. REITs are dependent upon cash flow from their investments to repay financing costs and also on the ability of the REITs’ managers. A Fund will indirectly bear its proportionate share of expenses, including management fees, paid by each REIT in which it invests in addition to the expenses of the Fund.

### **Short Exposure Risk**

A short exposure through a derivative or short sale may present various risks, including credit/counterparty risk and leverage risk. If the value of the asset, asset class or index on which a Fund has obtained a short investment exposure increases, the Fund will incur a loss. Unlike a direct cash investment like a stock, bond or ETF, where the potential loss is limited to the purchase price, the potential risk of loss from a short exposure is theoretically unlimited. Moreover, there can be no assurance that securities necessary to cover (repurchase in order to close) a short position will be available for purchase. If a Fund is unable to borrow the security it wishes to sell short or otherwise enter into a short position at an advantageous time or price, the Fund’s ability to pursue its short sale strategy may be adversely affected. A Fund’s use of short sales involves additional investment risks and transaction costs. To sell a security short, a Fund must borrow that security from a lender, such as a prime broker, and deliver it to a counterparty. When closing a short sale, the Fund will have to purchase the security it originally sold short. A Fund may not be able to purchase that security at an advantageous time or price, which may lower the Fund’s return or result in a loss. While short exposure can be used to further a Fund’s investment objective, under certain market conditions, it can increase the volatility of a Fund and decrease the liquidity of a Fund. Asset segregation and collateral posting requirements related to short exposures may limit a Fund’s investment flexibility. Ordinarily, a Fund will incur a fee or pay a premium to borrow securities, may also be required to pay interest charges and will have to repay the lender any dividends or interest that accrue on the security while the loan is outstanding. Other short exposures may impose similar costs.



The amount of the premium, dividends, interest or expenses a Fund pays in connection with short exposure will decrease the amount of any gain from a short sale and increase the amount of any loss.

### **Small- and Mid-Capitalization Companies Risk**

Compared to companies with large market capitalization, small- and mid-capitalization companies are more likely to have limited product lines, markets or financial resources, or to depend on a small, inexperienced management group. Securities of these companies often trade less frequently and in limited volume and their prices may fluctuate more than stocks of large-capitalization companies. Securities of small- and mid-capitalization companies may therefore be more vulnerable to adverse developments than those of large-capitalization companies. As a result, it may be relatively more difficult for a Fund to buy and sell securities of small- and mid-capitalization companies.

# Management Team

## Meet the Funds' Investment Advisers and Subadvisers

The Natixis Funds family currently includes 40 mutual funds (the "Natixis Funds"). The Natixis Funds family had combined assets of \$55.2 billion as of December 31, 2020. Natixis Funds are distributed through Natixis Distribution, L.P. (the "Distributor").

### Advisers

**Natixis Advisors, L.P. ("Natixis Advisors")**, located at 888 Boylston Street, Suite 800, Boston, Massachusetts 02199-8197, serves as the adviser to the Loomis Sayles Intermediate Municipal Bond Fund, Natixis Oakmark Fund, Natixis Oakmark International Fund and Natixis U.S. Equity Opportunities Fund. Natixis Advisors oversees, evaluates, and monitors the subadvisory services provided to the Loomis Sayles Intermediate Municipal Bond Fund, Natixis Oakmark Fund, Natixis Oakmark International Fund and Natixis U.S. Equity Opportunities Fund. It also provides general business management and administration to the Loomis Sayles Intermediate Municipal Bond Fund, Natixis Oakmark Fund, Natixis Oakmark International Fund and Natixis U.S. Equity Opportunities Fund. Natixis Advisors does not determine what investments will be purchased or sold by the Funds. The advisers and subadvisers listed below make the investment decisions for their respective Funds.

The combined advisory and subadvisory fees paid by the Funds during the fiscal year ended December 31, 2020 as a percentage of each Fund's average daily net assets were 0.00% for the Loomis Sayles Intermediate Municipal Bond Fund (after waiver), 0.69% for the Natixis Oakmark Fund (after waiver), 0.71% for the Natixis Oakmark International Fund (after waiver) and 0.75% (after waiver) for the Natixis U.S. Equity Opportunities Fund.

**Loomis Sayles**, located at One Financial Center, Boston, Massachusetts 02111, serves as the adviser to the Loomis Sayles High Income Fund, Loomis Sayles International Growth Fund, Loomis Sayles Investment Grade Bond Fund, Loomis Sayles Strategic Alpha Fund and Loomis Sayles Strategic Income Fund. Founded in 1926, Loomis Sayles is one of the oldest investment advisory firms in the United States with over \$347.8 billion in assets under management as of December 31, 2020. Loomis Sayles has an extensive internal research staff. Loomis Sayles makes investment decisions for each of these Funds. Loomis Sayles also serves as a subadviser to the Loomis Sayles Intermediate Municipal Bond Fund and Natixis U.S. Equity Opportunities Fund (see below).

The aggregate advisory fees paid by the Funds during the fiscal year ended December 31, 2020, as a percentage of each Fund's average daily net assets, was 0.38% for the Loomis Sayles High Income Fund (after waiver), 0.00% for the Loomis Sayles International Growth Fund (after waiver), 0.36% for the Loomis Sayles Investment Grade Bond Fund (after waiver), and 0.60% for the Loomis Sayles Strategic Alpha Fund. The aggregate advisory fees paid by the Loomis Sayles Strategic Income Fund during the fiscal period ended December 31, 2020, as a percentage of the Fund's average daily net assets, was 0.57%.

### Subadvisers

Each Subadviser has full investment discretion and makes all determinations with respect to the investment of the assets of a Fund or a segment of the Fund, subject to the general supervision of the Fund's adviser and the Board of Trustees.

**Harris Associates**, located at 111 S. Wacker Drive, Suite 4600, Chicago, Illinois 60606, serves as subadviser to the Natixis Oakmark Fund, Natixis Oakmark International Fund and a segment of the Natixis U.S. Equity Opportunities Fund. Harris Associates, managed approximately \$104 billion in assets as of December 31, 2020, and, together with its predecessor, has managed investments since 1976. It also manages investments for other mutual funds as well as assets of individuals, trusts, retirement plans, endowments, foundations, and several private partnerships.

**Loomis Sayles**, located at One Financial Center, Boston, Massachusetts 02111, serves as a subadviser to the Loomis Sayles Intermediate Municipal Bond Fund and Natixis U.S. Equity Opportunities Fund. Founded in 1926, Loomis Sayles is one of the oldest investment advisory firms in the United States with over \$347.8 billion in assets under management as of December 31, 2020. Loomis Sayles is well known for its professional research staff, which is one of the largest in the industry.

### Subadvisory Agreements

Natixis Advisors and the Natixis Funds have received an exemptive order from the SEC (the "Order"), which permits Natixis Advisors, subject to approval by the Board of Trustees but without shareholder approval, to hire or terminate, and to modify any existing or future subadvisory agreement with, subadvisers that are not affiliated with Natixis Advisors as well as subadvisers that are indirect or direct wholly-owned subsidiaries of Natixis Advisors or of another

## Management Team

---

company that, indirectly or directly, wholly owns Natixis Advisors. Before any Natixis Fund can begin to rely on the exemptions described above, a majority of the shareholders of the Fund must approve the Fund's ability to rely on the Order. Shareholders of certain Natixis Funds have already approved the Fund's operation under the manager-of-managers structure contemplated by the Order. If a new subadviser is hired for a Fund, shareholders will receive information about the new subadviser within 90 days of the change.

A discussion of the factors considered by the Funds' Board of Trustees in approving the Funds' investment advisory and subadvisory contracts is available in the Funds' financial reports for the six months ended June 30, 2020, and with respect to the Loomis Sayles Strategic Income Fund, for the twelve months ended September 30, 2020.

The Funds consider the series of Natixis Funds Trust I, Natixis Funds Trust II, Natixis Funds Trust IV, Gateway Trust, Loomis Sayles Funds I, Loomis Sayles Funds II, Natixis ETF Trust and Natixis ETF Trust II, all of which are advised or subadvised by Natixis Advisors, Loomis Sayles, AEW Capital Management, L.P., AlphaSimplex Group, LLC, Gateway Investment Advisers, LLC, Mirova US LLC, Harris Associates or Vaughan Nelson Investment Management, L.P. (collectively, the "Affiliated Investment Managers"), to be part of the "same group of investment companies" under Section 12(d)(1)(G) of the 1940 Act for the purchase of other investment companies. The Affiliated Investment Managers are all under common control.

### Portfolio Trades

In placing portfolio trades, a Fund's adviser or subadviser may use brokerage firms that market the Funds' shares or are affiliated with Natixis Investment Managers, Natixis Advisors or any adviser or subadviser. In placing trades, any adviser or subadviser will seek to obtain the best combination of price and execution, which involves a number of subjective factors. Such portfolio trades are subject to applicable regulatory restrictions and related procedures adopted by the Board of Trustees.

## Meet the Funds' Portfolio Managers

The following persons have had primary responsibility for the day-to-day management of the indicated Fund's portfolio since the dates stated below.

### Harris Associates

**William C. Nygren, CFA<sup>®</sup>** — William C. Nygren has co-managed the Natixis Oakmark Fund since 2014 and the Harris Associates segment of Natixis U.S. Equity Opportunities Fund since 2014. Mr. Nygren, Vice President, Chief Investment Officer, U.S. Equity and portfolio manager of Harris Associates, joined the firm in 1983. Mr. Nygren received a B.S. from the University of Minnesota and an M.S. from the University of Wisconsin-Madison. Mr. Nygren holds the designation of Chartered Financial Analyst<sup>®</sup> and has over 39 years of investment experience.

**Kevin G. Grant\*, CFA<sup>®</sup>** — Kevin G. Grant has co-managed the Natixis Oakmark Fund since 2014 and the Harris Associates segment of Natixis U.S. Equity Opportunities Fund since 2014. Mr. Grant, co-Chairman, portfolio manager and analyst of Harris Associates, joined the firm in 1988. Mr. Grant received a B.S. from the University of Wisconsin-Madison and an M.B.A. from the Loyola University-Chicago. Mr. Grant holds the designation of Chartered Financial Analyst<sup>®</sup> and has over 29 years of investment experience.

**David G. Herro, CFA<sup>®</sup>** — David G. Herro has co-managed the Natixis Oakmark International Fund since 2010. Mr. Herro, Deputy Chairman, Chief Investment Officer of International Equities and portfolio manager of Harris Associates, joined the firm in 1992 as a portfolio manager and analyst. Mr. Herro holds an M.A. in Economics from the University of Wisconsin-Milwaukee and a B.S. in Business and Economics from the University of Wisconsin-Platteville. Mr. Herro holds the designation of Chartered Financial Analyst<sup>®</sup> and has over 35 years of investment experience.

**M. Colin Hudson, CFA<sup>®</sup>** — M. Colin Hudson has co-managed the Natixis Oakmark Fund since 2014 and the Harris Associates segment of Natixis U.S. Equity Opportunities Fund since 2014. Mr. Hudson, Vice President, portfolio manager and analyst of Harris Associates, joined the firm in 2005. Mr. Hudson received a B.A. from DePauw University, and an M.S. and an M.B.A. from Indiana University. Mr. Hudson holds the designation of Chartered Financial Analyst<sup>®</sup> and has over 22 years of investment experience.

**Michael L. Manelli, CFA<sup>®</sup>** — Michael L. Manelli has co-managed the Natixis Oakmark International Fund since 2016. Mr. Manelli, Vice President, portfolio manager, and analyst of Harris Associates, joined the firm in 2005 as an international analyst. Mr. Manelli holds a B.B.A. from the University of Iowa. Mr. Manelli holds the designation of Chartered Financial Analyst<sup>®</sup> and has over 20 years of investment experience.

**Michael J. Mangan, CFA<sup>®</sup>** — Michael J. Mangan co-managed the Natixis Oakmark Fund from 2002 until February 2014 and since August 2014 and the Harris Associates segment of Natixis U.S. Equity Opportunities Fund from 2005 until February 2014 and since August 2014. Mr. Mangan, a portfolio manager of Harris Associates joined the firm in 1997. Mr. Mangan received a B.B.A. from the University of Iowa and an M.B.A. from Northwestern University. Mr. Mangan is a CPA, holds the designation of Chartered Financial Analyst<sup>®</sup> and has over 32 years of investment experience.

**Michael A. Nicolas, CFA<sup>®</sup>** — Michael A. Nicolas has co-managed the Natixis Oakmark Fund and the Harris Associates segment of Natixis U.S. Equity Opportunities Fund since 2020. Mr. Nicolas, portfolio manager and analyst of Harris Associates, joined the firm in 2013. Mr. Nicolas received a B.A. from the University of Wisconsin-Madison. Mr. Nicolas holds the designation of Chartered Financial Analyst<sup>®</sup> and has over 17 years of investment experience.

\*Effective January 1, 2022, Kevin G. Grant will no longer serve as portfolio manager of the Natixis Oakmark Fund and the Natixis U.S. Equity Opportunities Fund.

## Management Team

---

### Loomis Sayles

**Matthew J. Eagan, CFA®** — Matthew J. Eagan has served as co-portfolio manager of the Loomis Sayles High Income Fund since 2002, the Loomis Sayles Investment Grade Bond Fund since 2012, and the Loomis Sayles Strategic Alpha Fund since its inception in 2010. He served as an associate portfolio manager of the Loomis Sayles Investment Grade Bond Fund from 2006 until 2012. He also served as an associate portfolio manager of the Loomis Sayles Strategic Income Fund from 2007 until 2012, at which time his title changed to portfolio manager for the Fund. Mr. Eagan, Executive Vice President and Director of Loomis Sayles, began his investment career in 1989 and joined Loomis Sayles in 1997. He earned a B.A. from Northeastern University and an M.B.A. from Boston University. He holds the designation of Chartered Financial Analyst® and has over 30 years of investment experience.

**James Grabovac, CFA®** - James Grabovac has co-managed the Loomis Sayles Intermediate Municipal Bond Fund since its inception in 2012. Mr. Grabovac, Vice President of Loomis Sayles and an investment strategist on the municipal fixed income team, began his investment career in 1982 and joined Loomis Sayles in 2019 as part of Loomis Sayles' acquisition of McDonnell Investment Management, where he served as Managing Director and Investment Strategist since 2002. Mr. Grabovac received his B.A. in Economics from Lawrence University and his M.B.A. in Finance from the University of Michigan. Mr. Grabovac holds the designation of Chartered Financial Analyst® and has over 38 years of investment management experience.

**Aziz V. Hamzaogullari, CFA®** — Aziz V. Hamzaogullari is the Chief Investment Officer and Founder of the Growth Equity Strategies Team at Loomis Sayles. He has managed a segment of the Natixis U.S. Equity Opportunities Fund since 2011 and the All Cap Growth segment of the Fund since 2014 and has managed the Loomis Sayles International Growth Fund since its inception in 2020. Mr. Hamzaogullari is an Executive Vice President and Director of Loomis Sayles. Mr. Hamzaogullari received a B.S. in management from Bilkent University in Turkey and an M.B.A. from George Washington University. He holds the designation of Chartered Financial Analyst® and has 27 years of investment industry experience.

**Lawrence Jones** - Lawrence Jones has co-managed the Loomis Sayles Intermediate Municipal Bond Fund since its inception in 2012. Mr. Jones, Vice President of Loomis Sayles and a portfolio manager on the municipal fixed income team, began his investment career in 1994 and joined Loomis Sayles in 2019 as part of Loomis Sayles' acquisition of McDonnell Investment Management, where he served as a Vice President and Senior Portfolio Manager in the municipal client group since 2007. Previously, Mr. Jones was a member of the taxable fixed income client group, where performed risk management evaluation for client portfolios and implemented taxable investment strategies. Mr. Jones received his B.A. degree in Economics from the University of Iowa. Mr. Jones has over 26 years of investment management experience.

**Brian P. Kennedy** — Brian P. Kennedy has served as co-portfolio manager of the Loomis Sayles High Income Fund since 2018, the Loomis Sayles Investment Grade Bond Fund since 2013, and the Loomis Sayles Strategic Alpha Fund since 2021. He has served as portfolio manager of the Loomis Sayles Strategic Income Fund since 2016. Mr. Kennedy, Vice President of Loomis Sayles, began his investment career in 1990 and joined Loomis Sayles in 1994 as a structured finance and government bond trader, then a credit trader in 2001 and a product manager in 2009. He earned a B.S. from Providence College, an M.B.A. from Babson College and has over 30 years of investment experience.

**Dawn Mangerson** - Dawn Mangerson has co-managed the Loomis Sayles Intermediate Municipal Bond Fund since its inception in 2012. Ms. Mangerson, Vice President of Loomis Sayles and the head of municipal portfolio management, began her investment career in 1988 and joined Loomis Sayles in 2019 as part of Loomis Sayles' acquisition of McDonnell Investment Management, where she had mostly served as Managing Director of Municipal Portfolio Management since 2006. Ms. Mangerson received a B.S. degree in Finance from DePaul University. Ms. Mangerson has over 32 years of investment management experience.

**Elaine M. Stokes** — Elaine M. Stokes has served as co-portfolio manager for the Loomis Sayles High Income Fund since 2012, the Loomis Sayles Investment Grade Bond Fund since 2012, and the Loomis Sayles Strategic Alpha Fund since 2021. She served as associate portfolio manager of the Loomis Sayles High Income Fund from 2007 until 2012 and the Loomis Sayles Investment Grade Bond Fund from 2006 until 2012. Ms. Stokes also served as associate portfolio manager of the Loomis Sayles Strategic Income Fund from 2007 until 2012, at which time her title changed to portfolio manager for the Fund. Ms. Stokes, Executive Vice President and Director of Loomis Sayles, began her investment career in 1987 and joined Loomis Sayles in 1988. She earned a B.S. from St. Michael's College and has over 33 years of investment experience.

**Todd P. Vandam, CFA®** — Todd P. Vandam has served as co-portfolio manager of the Loomis Sayles High Income Fund since 2018 and Loomis Sayles Strategic Alpha Fund since its inception in 2010. Mr. Vandam, Vice President of Loomis Sayles, began his investment career and joined Loomis Sayles in 1994. Mr. Vandam received a B.A. from Brown University. He holds the designation of Chartered Financial Analyst® and has over 27 years of investment experience.

Please see the SAI for information on portfolio manager compensation, other accounts under management by the portfolio managers and the portfolio managers' ownership of securities in the Funds.

## Additional Information

The Funds enter into contractual arrangements with various parties, including, among others, the Advisers, the Distributor and the Funds' custodian and transfer agent, who provide services to the Funds. Shareholders are not parties to, or intended to be third-party beneficiaries of, any of those contractual arrangements, and those contractual arrangements are not intended to create in any individual shareholder or group of shareholders any right to enforce such arrangements against the service providers or to seek any remedy thereunder against the service providers, either directly or on behalf of the Funds.

This Prospectus provides information concerning the Funds that you should consider in determining whether to purchase shares of the Funds. None of this Prospectus, the SAI or any contract that is an exhibit to the Funds' registration statement, is intended to, nor does it, give rise to an agreement or contract

between the Funds and any investor, or give rise to any contract or other rights in any individual shareholder, group of shareholders or other person other than any rights conferred explicitly by applicable federal or state securities laws that may not be waived.

# Fund Services

## Investing in the Funds

### Choosing a Share Class

Each class has different costs associated with buying, selling and holding Fund shares, which allows you to choose the class that best meets your needs. Which class is best for you depends upon a number of factors, including the size of your investment and how long you intend to hold your shares. Certain share classes and certain shareholder features may not be available to you if you hold your shares through a financial intermediary. Your financial representative can help you decide which class of shares is most appropriate for you. The Funds may engage financial intermediaries to receive, purchase, exchange and sell orders on their behalf. Accounts established directly with the Funds will be serviced by the Funds' transfer agent. The Funds, the Funds' transfer agent and the Distributor do not provide investment advice.

### Class A Shares

- You pay a sales charge when you buy Class A shares. There are several ways to reduce this charge. See the section "How Sales Charges Are Calculated."
- You pay lower annual expenses than Class C and Admin Class shares, giving you the potential for higher returns per share. However, where front-end sales charges are applicable, returns are earned on a smaller amount of your investment.
- You pay higher expenses than Class N and Class Y shares.
- You do not pay a sales charge if your total investment reaches \$1 million or more (or \$500,000 or more for the Loomis Sayles Intermediate Municipal Bond Fund), but you may pay a charge on redemptions if you redeem these shares within 18 months of purchase.

### Class C Shares

- You do not pay a sales charge when you buy Class C shares. All of your money goes to work for you right away.
- You pay higher annual expenses than Class A, Class N, Class T, Class Y and Admin Class shares.
- You may pay a sales charge on redemptions if you sell your Class C shares within one year of purchase.
- Investors will not be permitted to purchase \$1 million or more of Class C shares as a single investment per account. There may be certain exceptions to this restriction for omnibus and other nominee accounts. Investors may want to consider the lower operating expense of Class A shares in such instances. You may pay a charge on redemptions if you redeem Class A shares within 18 months of purchase.
- Except as noted below, Class C shares will automatically convert to Class A shares after eight years. Please see the section "Exchanging or Converting Shares" for details regarding a conversion of shares. Generally, to be eligible to have your Class C shares automatically converted to Class A shares, the Fund or the financial intermediary through which you purchased your shares will need to have records verifying that your Class C shares have been held for eight years. Due to operational limitations at your financial intermediary, your ability to have your Class C shares automatically converted to Class A shares may be limited. Group retirement plans of certain financial intermediaries who hold Class C shares with the Fund in an omnibus account do not track participant level aging of shares and therefore these shares will not be eligible for an automatic conversion. Please consult your financial representative for more information.

### Class N Shares

- You have a minimum initial investment of \$1,000,000. There are several ways to waive this minimum. See the section "Purchase and Sale of Fund Shares."
- You do not pay a sales charge when you buy Class N shares. All of your money goes to work for you right away.
- You do not pay a sales charge on redemptions.
- You pay lower annual expenses than Class A, Class C, Class T, Class Y and Admin Class shares, giving you the potential for higher returns per share.

### Class T Shares

- Class T shares of the Funds are not currently available for purchase.
- The shares are available to a limited type of investor. See the section "Purchase and Sale of Fund Shares."
- You pay a sales charge when you buy Class T shares. This charge is reduced for purchases of \$250,000 or more. See the section "How Sales Charges Are Calculated."
- You pay lower annual expenses than Class C and Admin Class shares, giving you the potential for higher returns per share. However, where front-end sales charges are applicable, returns are earned on a smaller amount of your investment.
- You pay higher expenses than Class N and Class Y shares.

### Class Y Shares

- You have a minimum initial investment of \$100,000. There are several ways to waive this minimum. See the section "Purchase and Sale of Fund Shares."
- You do not pay a sales charge when you buy Class Y shares. All of your money goes to work for you right away.

## Fund Services

- You do not pay a sales charge on redemptions.
- You pay lower annual expenses than Class A, Class C, Class T and Admin Class shares, giving you the potential for higher returns per share.
- You may pay higher annual expenses than Class N shares.

### Admin Class Shares

- The shares are available to a limited type of investor. See the section “Purchase and Sale of Fund Shares.”
- You have no minimum initial investment.
- You do not pay a sales charge when you buy Admin Class shares. All of your money goes to work for you right away.
- You do not pay a sales charge on redemptions.
- You pay lower annual expenses than Class C shares, giving you the potential for higher returns per share.
- You pay higher annual expenses than Class A, Class N, Class T and Class Y shares.

For information about a Fund’s expenses, see the section “Fund Fees & Expenses” in each Fund Summary.

## How Sales Charges Are Calculated

### Class A Shares

The price that you pay when you buy Class A shares (the “offering price”) is their NAV plus a sales charge (sometimes called a “front-end sales charge”), which varies depending upon the size of your purchase:

### Class A Sales Charges\*

#### Loomis Sayles International Growth Fund, Natixis Oakmark Fund, Natixis Oakmark International Fund and Natixis U.S. Equity Opportunities Fund

Your Investment	As a % of offering price	As a % of your investment
Less than \$50,000	5.75%	6.10%
\$50,000-\$99,999	4.50%	4.71%
\$100,000-\$249,999	3.50%	3.63%
\$250,000-\$499,999	2.50%	2.56%
\$500,000-\$999,999	2.00%	2.04%
\$1,000,000 or more**	0.00%	0.00%

#### Loomis Sayles High Income Fund, Loomis Sayles Investment Grade Bond Fund, Loomis Sayles Strategic Income Fund and Loomis Sayles Strategic Alpha Fund

Your Investment	As a % of offering price	As a % of your investment
Less than \$100,000	4.25%	4.44%
\$100,000-\$249,999	3.50%	3.63%
\$250,000-\$499,999	2.50%	2.56%
\$500,000-\$999,999	2.00%	2.04%
\$1,000,000 or more**	0.00%	0.00%

#### Loomis Sayles Intermediate Municipal Bond Fund

Your Investment	As a % of offering price	As a % of your investment
Less than \$100,000	3.00%	3.09%
\$100,000 – \$249,999	2.50%	2.56%
\$250,000 – \$499,999	1.50%	1.52%
\$500,000 or more**	0.00%	0.00%

Due to rounding, the actual sales charge for a particular transaction may be higher or lower than the rates listed above.

\* Not imposed on shares that are purchased with reinvested dividends or other distributions.

\*\* For purchases of Class A shares of the Fund of \$1 million or more (or \$500,000 or more for the Loomis Sayles Intermediate Municipal Bond Fund), there is no front-end sales charge, but a CDSC of 1.00% (or 0.75% for the Loomis Sayles Intermediate Municipal Bond Fund) may apply to redemptions of your shares within 18 months of the date of purchase. See the section “How the CDSC is Applied to Your Shares.”

If you invest in Class A shares through a financial intermediary, it is the responsibility of the financial intermediary to ensure that you obtain the proper “breakpoint” discount. At the time of purchase you must inform the Distributor and the financial intermediary of the existence of other accounts in which there are holdings eligible to be aggregated to meet sales load breakpoints of the Funds. You may be required to provide certain records and information, such as account statements, with respect to all of your accounts that hold shares, including accounts with other financial intermediaries and your family members’ and other related party accounts, in order to verify your eligibility for a reduced sales charge. If the Distributor is not notified that you are eligible for a reduced sales charge, the Distributor will be unable to ensure that the reduction is applied to your account. Additional information concerning sales load breakpoints is available from your financial intermediary, by visiting the Funds’ website at [im.natixis.com](http://im.natixis.com) (click on “Sales Charges” at the bottom of the home page) or in the SAI.

### Reducing Front-End Sales Charges

There are several ways you can lower your sales charge for Class A shares, including:

- **Letter of Intent** — By signing a Letter of Intent, you may purchase Class A shares of any Natixis Fund over a 13-month period but pay sales charges as if you had purchased all shares at once. This program can save you money if you plan to invest \$50,000 or more (or \$100,000 or more for Loomis Sayles High Income Fund, Loomis Sayles Intermediate Municipal Bond Fund, Loomis Sayles Investment Grade Bond Fund, Loomis Sayles Strategic Alpha Fund or Loomis Sayles Strategic Income Fund) within 13 months.
- **Cumulative Purchase Discount** — You may be entitled to a reduced sales charge if your “total investment” reaches a breakpoint for a reduced sales charge. The total investment is determined by adding the amount of your current purchase in a Fund, including the applicable sales charge, to the current public offering price of all series and classes of shares (excluding Class T shares) of the Natixis Funds held by you in one or more accounts. If your total investment exceeds a sales charge breakpoint in the table above, the lower sales charge applies to the entire amount of your current purchase in a Fund.
- **Combining Accounts** — This allows you to combine shares of multiple Natixis Funds and classes for purposes of calculating your sales charge.

*Individual Accounts:* You may elect to combine your purchase(s) and your total investment, as defined above, with the purchases and total investment of your spouse, parents, children, siblings, grandparents, grandchildren, in-laws (of those previously mentioned), individual retirement accounts, sole proprietorships, single trust estates and any other individuals acceptable to the Distributor.

*Retirement Plan Accounts:* The Distributor may, at its discretion, combine the purchase(s) and total investment of all qualified participants in the same retirement plan for purposes of determining the availability of a reduced sales charge.

In most instances, individual accounts may not be linked with certain retirement plan accounts for the purposes of calculating sales charges. Savings Incentive Match Plan for Employees (“SIMPLE IRA”) contributions will automatically be linked with those of other participants in the same SIMPLE IRA Plan (Class A shares only) using the Natixis Funds prototype document. SIMPLE IRA accounts may not be linked with any other Natixis Fund account for rights of accumulation. Please refer to the SAI for more detailed information on combining accounts.

### Eliminating Front-End Sales Charges and CDSCs

Class A shares may be offered without front-end sales charges or a CDSC to the following individuals and institutions:

- Clients of a financial intermediary that has entered into an agreement with the Distributor and has been approved by the Distributor to offer Fund shares to self-directed investment brokerage accounts that may or may not charge a transaction fee;
- Any government entity that is prohibited from paying a sales charge or commission to purchase mutual fund shares;
- All employees of financial intermediaries under arrangements with the Distributor (this also applies to spouses and children under the age of 21 of those mentioned);
- Fund trustees, former trustees, employees of affiliates of the Natixis Funds and other individuals who are affiliated with any Natixis Fund (this also applies to any spouse, parents, children, siblings, grandparents, grandchildren and in-laws of those mentioned);
- Certain Retirement Plans. The availability of this pricing may depend upon the policies and procedures of your specific financial intermediary; consult your financial adviser;
- Non-discretionary and non-retirement accounts of bank trust departments or trust companies, but only if they principally engage in banking or trust activities;
- Fee Based Programs of certain broker-dealers, the Advisers or the Distributor. Please consult your financial representative to determine if your fee based program is subject to additional or different conditions or fees; and
- Registered Investment Advisers investing on behalf of clients in exchange for an advisory, management or consulting fee.

In order to receive Class A shares without a front-end sales charge or a CDSC, you must notify the appropriate Fund of your eligibility at the time of purchase. Due to operational limitations at your financial intermediary, a sales charge or a CDSC may be assessed; please consult your financial representative.

The availability of certain sales charge waivers and discounts will depend on whether you purchase your shares directly from a Fund or through a financial intermediary. Intermediaries may have different policies and procedures regarding the availability of front-end sales load waivers or CDSC waivers, which are discussed below. In all instances, it is the purchaser’s responsibility to notify a Fund or the purchaser’s financial intermediary at the time of purchase of any relationship or other facts qualifying the purchaser for sales charge waivers or discounts. **For waivers and discounts not available through a particular intermediary, shareholders will have to purchase Fund shares directly from the Fund or through another intermediary to receive these waivers or discounts. Please see Appendix A to this Prospectus for information regarding eligibility for load waivers and discounts available through specific financial intermediaries, which may differ from those disclosed elsewhere in this Prospectus or in the SAI.**

### Repurchasing Fund Shares

You may apply proceeds from redeeming Class A shares of a Fund to repurchase Class A shares of any Natixis Fund **without paying a front-end sales charge**. To qualify, you must reinvest some or all of the proceeds within 120 days after your redemption and notify Natixis Funds in writing (directly or through your financial representative) at the time of reinvestment that you are taking advantage of this privilege. You may reinvest your proceeds by returning your original redemption check or sending a new check for some or all of the redemption amount. Please note: for U.S. federal income tax purposes, **a redemption generally is treated as a sale that involves tax consequences, even if the proceeds are later reinvested**. Please consult your tax adviser to discuss how a redemption would affect you.

### *Eliminating the CDSC*

As long as the Distributor is notified at the time you sell, the CDSC for Class A shares will generally be eliminated in the following cases: (1) to make distributions from Certain Retirement Plans (to pay plan participants or beneficiaries due to death, disability, separation from service, normal or early retirement, loans from the plan, hardship withdrawals, return of excess contributions, or required minimum distributions at age 72\* (an individual participant's voluntary distribution or a total plan termination or total plan redemption) may incur a CDSC); (2) to make payments through a systematic withdrawal plan; (3) due to shareholder death or disability; (4) to return excess IRA contributions; or (5) to make required minimum distributions at age 72\* (applies only to the amount necessary to meet the required minimum distributions).

Due to operational limitations at your financial intermediary, a CDSC may be assessed, notwithstanding the exemptions above; please consult your financial representative. Please see the SAI for more information on eliminating or reducing front-end sales charges and the CDSC.

\* The Required Minimum Distribution age is 70 1/2 if you turned this age on or before December 31, 2019. If you turned 70 1/2 after December 31, 2019, the Required Minimum Distribution age is 72.

### Class C Shares

The offering price of Class C shares is their NAV without a front-end sales charge. Class C shares are subject to a CDSC of 1.00% on redemptions made within one year of the date of their acquisition. The holding period for determining the CDSC will continue to run after an exchange to Class C shares of another Natixis Fund.

### **Class C Contingent Deferred Sales Charges**

Year Since Purchase	CDSC on Shares Being Sold
1st	1.00%
Thereafter	0.00%

### *Eliminating the CDSC*

The availability of certain CDSC waivers will depend on whether you purchase your shares directly from the Fund or through a financial intermediary. Intermediaries may have different policies and procedures regarding the availability of CDSC waivers, which are discussed below. In all instances, it is the purchaser's responsibility to notify the Fund or the purchaser's financial intermediary at the time of purchase of any relationship or other facts qualifying the purchaser for sales charge waivers or discounts. **For waivers not available through a particular intermediary, shareholders will have to purchase Fund shares directly from a Fund or through another intermediary to receive these waivers or discounts. Please see Appendix A to this Prospectus for information regarding eligibility for CDSC discounts available through specific financial intermediaries, which may differ from those disclosed elsewhere in this Prospectus or in the SAI.**

As long as the Distributor is notified at the time you sell, the CDSC for Class C shares will generally be eliminated in the following cases: (1) to make distributions from Certain Retirement Plans (to pay plan participants or beneficiaries due to death, disability, separation from service, normal or early retirement, loans from the plan, hardship withdrawals, return of excess contributions, or required minimum distributions at age 72\* (an individual participant's voluntary distribution or a total plan termination or total plan redemption) may incur a CDSC); (2) to make payments through a systematic withdrawal plan; (3) due to shareholder death or disability; (4) to return excess IRA contributions; or (5) to make required minimum distributions at age 72\* (applies only to the amount necessary to meet the required minimum distributions).

Due to operational limitations at your financial intermediary, a CDSC may be assessed, notwithstanding the exemptions above; please consult your financial representative. Please see the SAI for more information on eliminating or reducing front-end sales charges and the CDSC.

\* The Required Minimum Distribution age is 70 1/2 if you turned this age on or before December 31, 2019. If you turned 70 1/2 after December 31, 2019, the Required Minimum Distribution age is 72.

### **How the CDSC is Applied to Your Shares**

The CDSC is a sales charge you pay when you redeem certain Fund shares. The CDSC:

- Is calculated based on the number of shares you are selling;
- Calculation is based on either your original purchase price or the current NAV of the shares being sold, whichever is lower in order to minimize your CDSC;
- Is deducted from the proceeds of the redemption unless you request, at the time of the redemption, that it be deducted from the amount remaining in your account; and
- Applies to redemptions made within the time frame shown above for each class.

A CDSC will not be charged on:

- Increases in NAV above the purchase price;
- Shares you acquired by reinvesting your dividends or capital gains distributions; or
- Exchanges. However, the original purchase date of the shares from which the exchange is made determines if the newly acquired shares are subject to the CDSC when they are sold.

## Fund Services

To minimize the amount of the CDSC you may pay when you redeem shares, the relevant Fund will first redeem shares acquired through reinvested dividends and capital gain distributions. Shares will be sold in the order in which they were purchased (earliest to latest).

### Class N, Class Y and Admin Class Shares

The offering price of Class N, Class Y and Admin Class shares is their NAV without a front-end load sales charge. No CDSC applies when you redeem your shares. You must meet eligibility criteria in order to invest in Class N, Class Y or Admin Class shares.

### Class T Shares

The offering price of Class T shares is their NAV plus a front-end sales charge, which varies depending upon the size of your purchase.

### Class T Sales Charges\*\*\*

Your Investment	As a % of offering price	As a % of your investment
Less than \$250,000	2.50%	2.56%
\$250,000 – \$499,999	2.00%	2.04%
\$500,000 – \$999,999	1.50%	1.52%
\$1,000,000 or more	1.00%	1.01%

\* Due to rounding, the actual sales charge for a particular transaction may be higher or lower than the rates listed above.

\*\* \*Due to rounding, the actual sales charge for a particular transaction may be higher or lower than the rates listed above.

\*\*Not imposed on shares that are purchased with reinvested dividends or other distributions.

\*\*\*For purchases of Class A shares of the Fund of \$1 million or more, there is no front-end sales charge, but a CDSC of 1.00% may apply to redemptions of your shares within 18 months of the date of purchase. See the section "How the CDSC is Applied to Your Shares."

Information about purchasing shares of a Fund and sales loads is available on the Funds' website at [im.natixis.com](http://im.natixis.com).

## Compensation to Securities Dealers

As part of their business strategies, each Fund pays securities dealers and other financial institutions (collectively, "dealers") that sell their shares. This compensation originates from two sources: sales charges (front-end or deferred) and 12b-1 fees (comprising the annual service and/or distribution fees paid under a plan adopted pursuant to Rule 12b-1 under the Investment Company Act of 1940, as amended (the "1940 Act"). The sales charges, some or all of which may be paid to dealers, are discussed in the section "How Sales Charges Are Calculated" and dealer commissions are disclosed in the SAI. Class A, Class C, Class T and Admin Class shares pay an annual service fee each of 0.25% of their respective average daily net assets. Admin Class shares may pay an administrative services fee at an annual rate of up to 0.25% of the average daily net assets attributable to Admin Class shares to the Distributor and/or securities dealers or financial intermediaries for providing personal service and account maintenance for their customers who hold these shares. Class C shares are subject to an annual distribution fee of 0.75% of their average daily net assets. Generally, the 12b-1 fees are paid to securities dealers on a quarterly basis, but may be paid on other schedules. The SAI includes additional information about the payment of some or all of such fees to dealers. Because these distribution fees and service (12b-1) fees are paid out of each Fund's assets on an ongoing basis, over time these fees for Class C and Admin Class shares will increase the cost of your investment and may cost you more than paying the front-end sales charge and service fees on Class A or Class T shares. Similarly, over time the fees for Class A, Class C and Class T shares will increase the cost of your investment and will cost you more than an investment in Class N or Class Y shares.

In addition, each Fund may make payments to financial intermediaries that provide shareholder services to shareholders whose shares are held of record in omnibus, other group accounts (for example, 401(k) plans) or accounts traded through registered securities clearing agents to compensate those intermediaries for services they provide to such shareholders, including, but not limited to, sub-accounting, sub-transfer agency, similar shareholder or participant recordkeeping, shareholder or participant reporting, or shareholder or participant transaction processing ("recordkeeping and processing-related services"). The actual payments, and the services provided, vary from firm to firm. These fees are paid by each Fund (with the exception of Class N shares, which do not bear such expenses) in light of the fact that other costs may be avoided by each Fund where the intermediary, not each Fund's service provider, provides services to Fund shareholders.

The Distributor, a Fund's Adviser and each of their respective affiliates may, out of their own resources, which generally come directly or indirectly from fees paid by the Funds, make payments to certain dealers and other financial intermediaries that satisfy certain criteria established from time to time by the Distributor. Payments may vary based on sales, the amount of assets a dealer's or intermediary's clients have invested in the Funds, and other factors. These payments may also take the form of sponsorship of seminars or informational meetings or payments for attendance by persons associated with a dealer or intermediary at informational meetings. The Distributor and its affiliates may also make payments for recordkeeping and processing-related services to financial intermediaries that sell Fund shares; such payments will not be made with respect to Class N shares. These payments may be in addition to payments made by each Fund for similar services.

The payments described in this section, which may be significant to the dealers and the financial intermediaries, may create an incentive for a dealer or financial intermediary or their representatives to recommend or sell shares of a particular Fund or share class over other mutual funds or share classes.



Additionally, these payments may result in the Funds receiving certain marketing or servicing advantages that are not generally available to mutual funds that do not make such payments, including placement on a sales list, including a preferred or select sales list, or in other sales programs. These payments, which are in addition to any amounts you may pay your dealer or other financial intermediary, may create potential conflicts of interest between an investor and a dealer or other financial intermediary who is recommending a particular mutual fund over other mutual funds. Before investing, you should consult with your financial representative and review carefully any disclosure by the dealer or other financial intermediary as to the services it provides, what monies it receives from mutual funds and their advisers and distributors, as well as how your financial representative is compensated. Please see the SAI for additional information about payments made by the Distributor and its affiliates to dealers and intermediaries.

## How to Purchase Shares

Each Fund is generally available for purchase in the United States, Puerto Rico, Guam and the U.S. Virgin Islands. The Funds will only accept investments from U.S. citizens with a U.S. address (including an APO or FPO address) or resident aliens with a U.S. address (including an APO or FPO address) and a U.S. taxpayer identification number. U.S. citizens living abroad are not allowed to purchase shares in the Funds. Admin Class shares are offered exclusively through intermediaries (who will be the record owner of such shares), are intended primarily for Certain Retirement Plans held in omnibus fashion, and are not available for purchase by individual investors. Class N and Class T shares are not eligible to be exchanged or purchased through the website or through the Natixis Funds Automated Voice Response System.

Each Fund sells its shares at the NAV next calculated after the Fund receives a properly completed investment order. The Fund generally must receive your properly completed order before the close of regular trading on the New York Stock Exchange ("NYSE") for your shares to be bought or sold at the Fund's NAV on that day.

All purchases made by check should be in U.S. dollars and made payable to Natixis Funds. Third party checks, travelers checks, starter checks and credit card convenience checks will not be accepted, except that third party checks under \$10,000 may be accepted. You may return an uncashed redemption check from your account to be repurchased back into your account. Upon redemption of an investment by check or by periodic account investment, redemption proceeds may be withheld until the check has cleared or the shares have been in your account for 10 days.

A Fund may periodically close to new purchases of shares or refuse any order to buy shares if the Fund determines that doing so would be in the best interests of the Fund and its shareholders. See the section "Restrictions on Buying, Selling and Exchanging Shares."

The Funds are not available to new SIMPLE IRA plans using the Natixis Funds' Prototype document.

You can buy shares of each Fund in several ways:

The Funds may engage financial intermediaries to receive purchase, exchange and sell orders on their behalf. Accounts established directly with the Funds will be serviced by the Funds' transfer agent. The Funds, the Funds' transfer agent and the Distributor do not provide investment advice.

**Through a financial adviser (certain restrictions may apply).** Your financial adviser will be responsible for furnishing all necessary documents to Natixis Funds. Your financial adviser may charge you for these services. Your financial adviser must receive your request in proper form before the close of regular trading on the NYSE for you to receive that day's NAV.

**Through a broker-dealer (certain restrictions may apply).** You may purchase shares of the Funds through a broker-dealer that has been approved by the Distributor. Your broker-dealer may charge you a fee for effecting such transactions. Your broker-dealer must receive your request in proper form before the close of regular trading on the NYSE for you to receive that day's NAV.

**Directly from the Fund.** Natixis Funds' transfer agent must receive your purchase request in proper form before the close of regular trading on the NYSE in order for you to receive that day's NAV.

You can purchase shares directly from each Fund in several ways:

**By mail.** You can buy shares of each Fund by submitting a completed application form, which is available online at [www.im.natixis.com](http://www.im.natixis.com) or by calling Natixis Funds at 800-225-5478, along with a check payable to Natixis Funds for the amount of your purchase to:

### Regular Mail

Natixis Funds  
P.O. Box 219579  
Kansas City, MO 64121-9579

### Overnight Mail

Natixis Funds  
330 West 9th Street  
Kansas City, MO 64105-1514

After your account has been established, you may send subsequent investments directly to Natixis Funds at the above addresses. Please include either the investment slip from your account statement or a letter specifying the Fund name, your account number and your name, address and telephone number.

## Fund Services

---

**By wire.** You also may wire subsequent investments. Call Natixis Funds at 800-225-5478 to obtain wire transfer instructions. At the time of the wire transfer, you will need to include the Fund name, your class of shares, your account number and the registered account owner name(s). Your bank may charge you for such a transfer.

**By telephone.** You can make subsequent investments by calling Natixis Funds at 800-225-5478 if you have already established electronic transfer privileges.

**By exchange.** You may purchase shares of a Fund by exchange of shares of the same class of another Fund by sending a signed letter of instruction to Natixis Funds, by calling Natixis Funds at 800-225-5478 or by accessing your account online at [www.im.natixis.com](http://www.im.natixis.com).

**Through Automated Clearing House (“ACH”).** Before you can purchase shares of Natixis Funds through ACH, you must provide specific instructions to Natixis Funds in writing (see STAMP2000 Medallion Signature Guarantee below). You may purchase shares of a Fund through ACH by either calling Natixis Funds at 800-225-5478 or by accessing your account online at [www.im.natixis.com](http://www.im.natixis.com).

**By internet.** If you have established a Personal Identification Number (“PIN”) and you have established the electronic transfer privilege, you can make subsequent investments through your online account at [www.im.natixis.com](http://www.im.natixis.com). If you have not established a PIN, but you have established the electronic transfer privilege, go to [www.im.natixis.com](http://www.im.natixis.com), click on “Account Access,” and follow the instructions.

**Through systematic investing.** You can make regular investments of \$50 or more per month through automatic deductions from your bank checking or savings account. If you did not establish the electronic transfer privilege on your application, you may add the privilege by obtaining a Service Options Form through your financial adviser, by calling Natixis Funds at 800-225-5478 or by visiting [www.im.natixis.com](http://www.im.natixis.com). A medallion signature guarantee may be required to add this option.

Minimum Investment Requirements for each fund and share class are described in the section “Purchase and Sale of Fund Shares.”

### Minimum Balance Policy

In order to address the relatively higher costs of servicing smaller fund positions, on an annual basis each Fund may close an account and send the account holder the proceeds if the account falls below \$500. The valuation of account balances for this purpose and liquidation itself generally occur during October of each calendar year, although they may occur at another date in the year.

Certain accounts, such as accounts using the Natixis Funds’ prototype document (including IRAs, Keogh Plans, 403(b)(7) plans and Coverdell Education Savings Accounts), accounts associated with fee-based programs (such as wrap programs), trust networked accounts, accounts initially funded within six months of the liquidation date, certain retirement accounts, or accounts that fall below the minimum as a result of an automatic conversion of Class C to Class A shares, are excluded from the liquidation.

Due to operational limitations, the Funds’ ability to apply the Minimum Balance Policy to shareholder accounts held through an intermediary in an omnibus fashion may be limited. The Funds may work with these intermediaries to enforce the Minimum Balance Policy on these accounts as can best be applied per the timing and constraints of the intermediaries’ account recordkeeping systems. For information about the policy for Class N shares, see the section “Purchase and Sale of Fund Shares” in each Fund summary.

Accounts held through certain financial intermediaries that have entered into special arrangements with the Distributor may be subject to a different minimum balance policy than the one described above. Please see Appendix A to the Prospectus for more information regarding the minimum balance policies of specific financial intermediaries, which may differ from those disclosed elsewhere in the Prospectus or in the SAI. Consult your financial intermediary for additional information regarding the minimum balance policy applicable to your investment.

### Certain Retirement Plans

Natixis Funds defines “Certain Retirement Plans” as it relates to load waivers, share class eligibility, and account minimums as follows:

Certain Retirement Plans includes 401(k) plans, 457 plans, 401(a) plans (including profit-sharing and money purchase pension plans), 403(b) and 403(b)(7) plans, defined benefit plans, non-qualified deferred compensation plans, Taft Hartley multi-employer plans and retiree health benefit plans. The accounts must be plan level omnibus accounts to qualify.

Certain Retirement Plans does not include individual retirement plan accounts such as IRAs, SIMPLE, SEP, SARSEP, Roth IRA, etc. Any retirement plan accounts registered in the name of a participant would not qualify.

## How to Redeem Shares

You can redeem shares of each Fund directly from the Fund on any day on which the NYSE is open for business. The information below details the various ways you can redeem shares of a Fund. Except as noted below and in the “Selling Restrictions” section of this Prospectus, each Fund typically expects to pay out redemption proceeds on the next business day after a redemption request is received in good order. The information below also notes certain fees that may be charged by a Fund, its agents, your bank or your financial representative in connection to your redemption request. The Funds do not currently impose any redemption charge other than the contingent deferred sales charge (CDSC) imposed by the Funds’ distributor, as described in the “How Sales Charges are Calculated” section of this Prospectus. The Funds’ Board of Trustees reserves the right to impose additional charges at any time.

Each Fund may fund a redemption request from various sources, including sales of portfolio securities, holdings of cash or cash equivalents, and borrowings from banks (including overdrafts from the Fund’s custodian bank and/or under the Fund’s line of credit, which is shared across certain other Natixis Funds and Loomis Sayles Funds). Each Fund typically will redeem shares for cash; however, as described in more detail below, each Fund reserves the right to pay the

## Fund Services

---

redemption price wholly or partly in-kind (i.e., in portfolio securities rather than cash), if the Fund's Adviser determines it to be advisable and in the best interest of shareholders. If a shareholder receives a distribution in-kind, the shareholder will bear the market risk associated with the distributed securities and would incur brokerage or other charges in converting the securities to cash.

Because large redemptions are likely to require liquidation by a Fund of portfolio holdings, payment for large redemptions may be delayed for up to seven days to provide for orderly liquidation of such holdings. Under unusual circumstances, the Funds may suspend redemptions or postpone payment for more than seven days as permitted by the SEC.

Redemptions totaling more than \$100,000 from a single fund/account cannot be processed on the same day unless the proceeds of the redemption are sent via pre-established banking information on the account. Please see the section "STAMP2000 Medallion Signature Guarantee" for details.

Generally, for expedited payment of redemption proceeds, a transaction fee of \$5.50 for wire transfers, \$50 for international wire transfers or \$20.50 for overnight delivery will be charged. These fees are subject to change.

**Redemptions through your financial adviser.** Your financial adviser must receive your request in proper form before the close of regular trading on the NYSE for you to receive that day's NAV. Your financial adviser will be responsible for furnishing all necessary documents to Natixis Funds on a timely basis and may charge you for his or her services.

**Redemptions through your broker-dealer.** You may redeem shares of the Funds through a broker-dealer that has been approved by the Distributor, which can be contacted at 888 Boylston Street, Suite 800, Boston, MA 02199-8197. Your broker-dealer may charge you a fee for effecting such transaction. Your broker-dealer must receive your request in proper form before the close of regular trading on the NYSE for you to receive that day's NAV. Your redemptions generally will be wired to your broker-dealer on the first business day after your request is received in good order.

**Redemptions directly to the Funds.** Natixis Funds' transfer agent must receive your redemption request in proper form before the close of regular trading on the NYSE in order for you to receive that day's NAV. Your redemptions generally will be sent to you on the first business day after your request is received in good order, although it may take longer.

You may make redemptions directly from each Fund in several ways:

**By mail.** Send a signed letter of instruction that includes the name of the Fund, the exact name(s) in which the shares are registered, any special capacity in which you are signing (such as trustee or custodian or on behalf of a partnership, corporation, or other entity), your address, telephone number, account number and the number of shares or dollar amount to be redeemed to the following address:

### Regular Mail

Natixis Funds  
P.O. Box 219579  
Kansas City, MO 64121-9579

### Overnight Mail

Natixis Funds  
330 West 9th Street  
Kansas City, MO 64105-1514

All owners of shares must sign the written request in the exact names in which the shares are registered. The owners should indicate any special capacity in which they are signing (such as trustee or custodian or on behalf of a partnership, corporation or other entity).

**By exchange.** You may sell some or all of your shares of a Fund and use the proceeds to buy shares of the same class of another fund by sending a signed letter of instruction to Natixis Funds, by calling Natixis Funds at 800-225-5478 or by accessing your account online at [www.im.natixis.com](http://www.im.natixis.com).

**By internet.** If you have established a Personal Identification Number ("PIN") and you have established the electronic transfer privilege, you can redeem shares through your online account at [www.im.natixis.com](http://www.im.natixis.com). If you have not established a PIN but you have established the electronic transfer privilege, go to [www.im.natixis.com](http://www.im.natixis.com), click on "Account Access," and follow the instructions.

**By telephone.** You may redeem shares by calling Natixis Funds at 800-225-5478. Proceeds from telephone redemption requests (less any applicable fees) can be wired to your bank account, sent electronically by ACH to your bank account or sent by check in the name of the registered owner(s) to the address of record. A wire fee will be deducted from your proceeds. Your bank may charge you a fee to receive the wire.

The telephone redemption privilege may be modified or terminated by the Funds without notice.

You may redeem by telephone to have a check sent to the address of record for the maximum amount of \$100,000 per day from a single fund/account. For your protection, telephone or internet redemption requests will not be permitted if Natixis Funds has been notified of an address change or bank account information change for your account within the preceding 30 days. If you prefer, you can decline telephone redemption and transfer privileges by calling Natixis Funds at 800-225-5478.

**Systematic Withdrawal Plan.** If the value of your account is \$10,000 or more, you can have periodic redemptions automatically paid to you or to someone you designate. Please call 800-225-5478 for more information or to set up a systematic withdrawal plan or visit [www.im.natixis.com](http://www.im.natixis.com) to obtain a Service Options Form.

**In-Kind.** Shares normally will be redeemed for cash upon receipt of a redemption request in good order, although each Fund reserves the right to pay the redemption price wholly or partly in-kind if the Fund's Adviser or Subadviser(s) determines it to be advisable and in the best interest of shareholders. For example, a Fund may pay a redemption in-kind under stressed market conditions or if the redemption amount is large.

You may also request an in-kind redemption of your shares by calling Natixis Funds at 800-225-5478. In-kind redemptions typically take several weeks to effectuate following a redemption request given the operational steps necessary to coordinate with the redeeming shareholder's custodian. Typically, the redemption date is mutually-agreed upon by the Fund and the redeeming shareholder. A Fund is not required to pay a redemption in-kind even if requested and may in its discretion pay the redemption proceeds in cash.

Redemptions in-kind will generally, but not necessarily, result in a pro rata distribution of each security held in a Fund's portfolio. If a shareholder receives a distribution in-kind, the shareholder will bear the market risk associated with the distributed securities and would incur brokerage or other charges in converting the securities to cash.

**By wire.** Before Natixis Funds can wire redemption proceeds (less any applicable fees) to your bank account, you must provide specific wire instructions to Natixis Funds in writing (see "STAMP2000 Medallion Signature Guarantee" below). A wire fee will be deducted from the proceeds of each wire.

**By ACH.** Before Natixis Funds can send redemptions through ACH, you must provide specific wiring instructions to Natixis Funds in writing (see "STAMP2000 Medallion Signature Guarantee" below). For ACH redemptions, proceeds will generally arrive at your bank within three business days.

**STAMP2000 Medallion Signature Guarantee.** You must have your signature guaranteed by a bank, broker-dealer or other financial institution that can issue a STAMP2000 Medallion Signature Guarantee for the following types of redemptions:

- If you are selling more than \$100,000 per day from a single fund/account and you are requesting the proceeds by check (this does not apply to IRA transfer of assets to new custodian).
- If you are requesting that the proceeds check (of any amount) be made out to someone other than the registered owner(s) or sent to an address other than the address of record.
- If the account registration or bank account information has changed within the past 30 days.
- If you are instructing us to send the proceeds by check, wire or ACH to a bank not already active on the fund account.

The Funds will only accept STAMP2000 Medallion Signature Guarantees bearing the STAMP2000 Medallion imprint. The surety amount of the STAMP2000 medallion imprint must meet or exceed the amount on the request. Please note that a notary public cannot provide a STAMP2000 Medallion Signature Guarantee. This signature guarantee requirement may be waived by Natixis Funds in certain cases.

## Exchanging or Converting Shares

In general, you may exchange shares of each Fund (excluding Class T shares) for shares of the same class of another Natixis Fund that offers such class of shares (see the sections "How to Purchase Shares" and "How to Redeem Shares") without paying a sales charge or a CDSC, if applicable, subject to restrictions noted below. Class T shares of the Funds do not have exchange privileges. The exchange must be for at least the minimum to open an account (or the total NAV of your account, whichever is less), or, once the fund minimum is met, exchanges under the Automatic Exchange Plan must be made for at least \$50 (see the section "Additional Investor Services"). All exchanges are subject to the eligibility requirements of the fund into which you are exchanging and any other limits on sales of or exchanges into that fund. The exchange privilege may be exercised only in those states where shares of such funds may be legally sold. For U.S. federal income tax purposes, an exchange of Fund shares for shares of another fund is generally treated as a sale on which gain or loss may be recognized. Subject to the applicable rules of the SEC, the Board of Trustees reserves the right to modify the exchange privilege at any time. Before requesting an exchange into any other fund, please read its prospectus carefully. You may be unable to hold your shares through the same financial intermediary if you engage in certain share exchanges. You should contact your financial intermediary for further details. Please refer to the SAI for more detailed information on exchanging Fund shares. Class N shares are not eligible to be exchanged through the website or through the Natixis Funds Automated Voice Response System.

In certain circumstances, you may convert shares of your Fund from your current share class into another share class in the same Fund. A conversion is subject to the eligibility requirements of the share class of your Fund that you are converting into including investment minimum requirements. The conversion from one class of shares to another will be based on the respective NAVs of the separate share classes on the trade date for the conversion. Except as noted below, Class C shares will automatically convert to Class A shares after eight years. Generally, to be eligible to have your Class C shares automatically converted to Class A shares, the Fund or the financial intermediary through which you purchased your shares will need to have records verifying that your Class C shares have been held for eight years. Due to operational limitations at your financial intermediary, your ability to have your Class C shares automatically converted to Class A shares may be limited. Group retirement plans of certain financial intermediaries who hold Class C shares with the Fund in an omnibus account do not track participant level aging of shares and therefore these shares will not be eligible for an automatic conversion. Certain intermediaries may convert your Class C shares to Class A shares in accordance with a conversion schedule that may differ from the one described above. Please consult your financial representative for more information.

Any account with an outstanding CDSC liability will be assessed the CDSC before converting to the new share class. Any conversions into a class of shares with a front end sales charge will not be subject to an initial sales charge; however, future purchases may be subject to a sales charge, if applicable.

Generally, a conversion between share classes of the same fund is a nontaxable event to the shareholder. All requests for conversions must follow the procedures set forth by the Distributor. Each Fund reserves the right to refuse any conversion request. Due to operational limitations at your financial

intermediary, your ability to convert share classes of the same fund or have your Class C shares automatically converted to Class A shares may be limited. Please consult your financial representative for more information.

In general, you may sell Class Y shares of any Natixis Fund and use the proceeds to purchase Class I shares in any Loomis Sayles Fund, subject to the eligibility requirements, including fund minimums, of the fund you are purchasing into.

**Cost Basis Reporting.** Upon the redemption or exchange of your shares in a Fund, the Fund, or, if you purchased your shares through a broker-dealer or other financial intermediary, your financial intermediary will be required to provide you and the Internal Revenue Service ("IRS") with cost basis and certain other related tax information about the Fund shares you redeemed or exchanged. The cost basis reporting requirement is effective for shares purchased, including through dividend reinvestment, on or after January 1, 2012. Please contact the Fund at 800-225-5478, visit [im.natixis.com](http://im.natixis.com) or consult your financial intermediary, as appropriate, for more information regarding available methods for cost basis reporting and how to select a particular method. Please also consult your tax adviser to determine which available cost basis method is best for you.

## Restrictions on Buying, Selling and Exchanging Shares

The Funds discourage excessive short-term trading that may be detrimental to the Funds and their shareholders. Frequent purchases and redemptions of Fund shares by shareholders may present certain risks for other shareholders in a Fund. This includes the risk of diluting the value of Fund shares held by long-term shareholders, interfering with the efficient management of each Fund's portfolio and increasing brokerage and administrative costs. Funds investing in securities that require special valuation processes (such as foreign securities, below investment grade securities or small-capitalization securities), also may have increased exposure to these risks. The Board of Trustees has adopted the following policies to address and discourage such trading.

Each Fund reserves the right to suspend or change the terms of purchasing or exchanging shares. Each Fund and the Distributor reserve the right to reject any purchase or exchange order for any reason, including if the transaction is deemed not to be in the best interests of the Fund's other shareholders or possibly disruptive to the management of the Fund. A shareholder whose exchange order has been rejected may still redeem its shares by submitting a redemption request as described under "How to Redeem Shares."

**Limits on Frequent Trading.** Excessive trading activity in a Fund is measured by the number of round trip transactions in a shareholder's account. A round trip is defined as (1) a purchase (including a purchase by exchange) into a Fund followed by a redemption (including a redemption by exchange) of any amount out of the same Fund; or (2) a redemption (including a redemption by exchange) out of a Fund followed by a purchase (including a purchase by exchange) of any amount into the same Fund. Two round trip transactions in a single Fund within a rolling 90-day period is considered to be excessive and will constitute a violation of the Fund's trading limitations. After the detection of a first violation, the Fund or the Distributor will issue the shareholder and/or his or her financial intermediary, if any, a written warning. After the detection of a second violation (*i.e.*, two more round trip transactions in the Fund within a rolling 90-day period), the Fund or the Distributor will restrict the shareholder from making subsequent purchases (including purchases by exchange) for 90 days. After the detection of a third violation, the Fund or the Distributor will permanently restrict the account and any other accounts under the shareholder's control in any Natixis Fund or Loomis Sayles Fund from making subsequent purchases (including purchases by exchange). The above limits are applicable whether a shareholder holds shares directly with a Fund or indirectly through a financial intermediary, such as a broker, bank, investment adviser, recordkeeper for retirement plan participants, or other third party. The preceding is not an exclusive description of activities that a Fund and the Distributor may consider to be excessive and, at its discretion, a Fund and the Distributor may restrict or prohibit transactions by such identified shareholders or intermediaries.

Notwithstanding the above, certain financial intermediaries, such as retirement plan administrators, may monitor and restrict the frequency of purchase and redemption transactions in a manner different from that described above. The policies of these intermediaries may be more or less restrictive than the generally applicable policies described above. Each Fund may choose to rely on a financial intermediary's restrictions on frequent trading in place of the Fund's own restrictions if the Fund determines, at its discretion, that the financial intermediary's restrictions provide reasonable protection for the Fund from excessive short-term trading activity. Please contact your financial representative for additional information regarding their policies for limiting the frequent trading of Fund shares.

This policy also does not apply with respect to shares purchased by certain funds-of-funds or similar asset allocation programs that rebalance their investments only infrequently. To be eligible for this exemption, the fund-of-funds or asset allocation program must identify itself to and receive prior written approval from a Fund or the Distributor. A Fund and the Distributor may request additional information to enable them to determine that the fund-of-funds or asset allocation program is not designed to and/or is not serving as a vehicle for disruptive short-term trading, which may include requests for (i) written assurances from the sponsor or investment manager of the fund-of-funds or asset allocation program that it enforces the Fund's frequent trading policy on investors or another policy reasonably designed to deter disruptive short-term trading in Fund shares, and/or (ii) data regarding transactions by investors in the fund-of-funds or asset allocation program, for periods and on a frequency determined by the Fund and the Distributor, so that the Fund can monitor compliance by such investors with the trading limitations of the Fund or of the fund-of-funds or asset allocation program. Under certain circumstances, waivers to these conditions (including waivers to permit more frequent rebalancing) may be approved for programs that in the Fund's opinion are not vehicles for market timing and are not likely to engage in abusive trading.

**Trade Activity Monitoring.** Trading activity is monitored selectively on a daily basis in an effort to detect excessive short-term trading activities. If a Fund or the Distributor believes that a shareholder or financial intermediary has engaged in excessive, short-term trading activity, it may, at its discretion, request that the shareholder or financial intermediary stop such activities or refuse to process purchases or exchanges in the accounts. At its discretion, a Fund and the Distributor, as well as an adviser to a Fund may ban trading in an account if, in their judgment, a shareholder or financial intermediary has engaged in short-

## Fund Services

term transactions that, while not necessarily in violation of the Fund's stated policies on frequent trading, are harmful to a Fund or its shareholders. A Fund and the Distributor also reserve the right to notify financial intermediaries of the shareholder's trading activity.

**Accounts Held by Financial Intermediaries.** The ability of a Fund and the Distributor to monitor trades that are placed by omnibus or other nominee accounts is severely limited in those instances in which the financial intermediary maintains the record of a Fund's underlying beneficial owners. In general, each Fund and the Distributor will review trading activity at the omnibus account level. If a Fund and the Distributor detect suspicious activity, they may request and receive personal identifying information and transaction histories for some or all underlying shareholders (including plan participants) to determine whether such shareholders have engaged in excessive short-term trading activity. If a Fund believes that a shareholder has engaged in excessive short-term trading activity in violation of the Fund's policies through an omnibus account, the Fund will attempt to limit transactions by the underlying shareholder that engaged in such trading, although it may be unable to do so. A Fund may also limit or prohibit additional purchases of Fund shares by an intermediary. Investors should not assume a Fund will be able to detect or prevent all trading practices that may disadvantage a Fund.

### Purchase Restrictions

Each Fund is required by federal regulations to obtain certain personal information from you and to use that information to verify your identity. The Funds may not be able to open your account if the requested information is not provided. **Each Fund reserves the right to refuse to open an account, close an account and redeem your shares at the then-current price or take other such steps that the Fund deems necessary to comply with federal regulations if your identity cannot be verified.**

### Selling Restrictions

The table below describes restrictions placed on selling shares of a Fund. Please see the SAI for additional information regarding redemption payment policies.

Restriction	Situation
Each Fund may suspend the right of redemption:	<ul style="list-style-type: none"><li>• When the NYSE is closed (other than a weekend/holiday) as permitted by the SEC.</li><li>• During an emergency as permitted by the SEC.</li><li>• During any other period permitted by the SEC.</li></ul>
Each Fund reserves the right to suspend account services or refuse transaction requests:	<ul style="list-style-type: none"><li>• With a notice of a dispute between registered owners or death of a registered owner.</li><li>• With suspicion/evidence of a fraudulent act.</li></ul>
Each Fund may pay the redemption price in whole or in part by a distribution in-kind of readily marketable securities in lieu of cash or may take up to 7 days to pay a redemption request in order to raise capital:	<ul style="list-style-type: none"><li>• When or if it is advisable for the Fund to redeem in-kind, as determined in the sole discretion of the Adviser or Subadviser, or if requested by the redeeming shareholder and agreed to by the Fund.</li></ul>
Each Fund may withhold redemption proceeds for 10 days from the purchase date:	<ul style="list-style-type: none"><li>• When redemptions are made within 10 calendar days of purchase by check or ACH to allow the check or ACH transaction to clear.</li></ul>

The Funds reserve the right to suspend account services or refuse transaction requests if a Fund receives notice of a dispute between registered owners or of the death of a registered owner or a Fund suspects a fraudulent act. If a Fund refuses a transaction request because it receives notice of a dispute, the transaction will be processed at the NAV next determined after the Fund receives notice that the dispute has been settled or a court order has been entered adjudicating the dispute. If a Fund determines that its suspicion of fraud or belief that a dispute existed was mistaken, the transaction will be processed as of the NAV next determined after the transaction request was first received in good order.

**Certificates.** Certificates will not be issued or honored for any class of shares.

## Self-Servicing Your Account

Shareholders that hold their accounts directly with the Funds may use the following self-service options. Shareholders that hold Fund shares through a financial intermediary should consult their financial intermediary regarding any self-service options that they may offer.

(Excludes Class N and Class T shares)

### Natixis Funds Website.

You can access our website at [www.im.natixis.com](http://www.im.natixis.com) to perform transactions (purchases, redemptions or exchanges), review your account information and Fund NAVs, change your address, order duplicate statements or tax forms or obtain a prospectus, an SAI, an application or periodic reports (certain restrictions may apply).

**Natixis Funds Automated Voice Response System.** You have access to your account 24 hours a day by calling Natixis Funds' Automated Voice Response System at 800-225-5478, option 1. Using this customer service option, you may review your account balance and Fund NAV, order duplicate statements, order duplicate tax forms, obtain distribution and performance information and obtain wiring instructions (certain restrictions may apply).

## Restructuring and Liquidations

Investors should note that each Fund reserves the right to merge or reorganize at any time, or to cease operations or liquidate itself. At any time prior to the liquidation of a Fund, shareholders may redeem their shares of the Fund pursuant to the procedures set forth under “How to Redeem Shares.” The proceeds from any such redemption will be the NAV of the Fund’s shares. Shareholders may also exchange their shares, subject to investment minimums and other restrictions on exchanges as described under “Exchanging or Converting Shares.” For federal income tax purposes, an exchange of a fund’s shares for shares of another Natixis Fund or Loomis Sayles Fund is generally treated as a sale on which a gain or loss may be recognized.

**Retirement Accounts.** Absent an instruction to the contrary prior to the liquidation date of a Fund, for shares of a Fund held using a Natixis Funds’ prototype document, in individual retirement accounts, in custodial accounts under a SEP, SIMPLE, SARSEP or 403(b) plan, or in certain other retirement accounts, Natixis Distribution, L.P. will exchange any shares remaining in the Fund on the liquidation date for shares of Loomis Sayles Limited Term Government and Agency Fund (or, if that fund is no longer in existence, then in shares of another comparable Natixis Fund or Loomis Sayles Fund) at NAV. Please refer to your plan documents or contact your plan administrator or plan sponsor to determine whether the preceding sentence applies to you.

## How Fund Shares Are Priced

NAV is the price of one share of a Fund without a sales charge, and is calculated each business day using this formula:

$$\text{Net Asset Value} = \frac{\text{Total market value of securities} + \text{Cash and other assets} - \text{Liabilities}}{\text{Number of outstanding shares}}$$

The NAV of Fund shares is determined pursuant to policies and procedures approved by the Board of Trustees, as summarized below:

- A share’s NAV is determined at the close of regular trading on the NYSE on the days the NYSE is open for trading. This is normally 4:00 p.m., Eastern time. A Fund’s shares will not be priced on the days on which the NYSE is closed for trading. In addition, a Fund’s shares will not be priced on the holidays listed in the SAI. See the section “Net Asset Value” in the SAI for more details.
- The price you pay for purchasing, redeeming or exchanging a share will be based upon the NAV next calculated (plus or minus applicable sales charges as described earlier in the Fund Summary) after your order is received by the transfer agent, DST Asset Manager Solutions, Inc., (rather than when the order arrives at the P.O. box) “in good order” (meaning that the order is complete and contains all necessary information).<sup>1</sup>
- Requests received by the Funds after the NYSE closes will be processed based upon the NAV determined at the close of regular trading on the next day that the NYSE is open. If the transfer agent receives the order in good order prior to the NYSE market close (normally 4:00 p.m., Eastern time), the shareholder will receive that day’s NAV. Under limited circumstances, the Distributor may enter into contractual agreements pursuant to which orders received by your investment dealer before a Fund determines its NAV and transmitted to the transfer agent prior to market open on the next business day are processed at the NAV determined on the day the order was received by your investment dealer. **Please contact your investment dealer to determine whether it has entered into such a contractual agreement. If your investment dealer has not entered into such a contractual agreement, your order will be processed at the NAV next determined after your investment dealer submits the order to a Fund.**
- If a Fund invests in foreign securities, it may have NAV changes on days when you cannot buy or sell its shares.

<sup>1</sup> Please see the section “How to Purchase Shares,” which provides additional information regarding who can receive a purchase order.

Generally, during times of substantial economic or market change, it may be difficult to place your order by phone. During these times, you may send your order by mail as described in the sections “How to Purchase Shares” and “How to Redeem Shares.”

Fund securities and other investments for which market quotations are readily available, as outlined in the Funds’ policies and procedures, are valued at market value. The Funds may use independent pricing services recommended by the Adviser and Subadviser (if applicable) and approved by the Board of Trustees to obtain market quotations and other valuation information, such as evaluated bids. Generally, Fund securities and other investments are valued as follows:

- **Equity securities (including shares of closed-end investment companies and exchange-traded funds (“ETFs”)), exchange traded notes, rights, and warrants** — listed equity securities are valued at the last sale price quoted on the exchange where they are traded most extensively or, if there is no reported sale during the day, the closing bid quotation as reported by an independent pricing service. Securities traded on the NASDAQ Global Select Market, NASDAQ Global Market and NASDAQ Capital Market are valued at the NASDAQ Official Closing Price (“NOCP”), or if lacking an NOCP, at the most recent bid quotations on the applicable NASDAQ Market. Unlisted equity securities (except unlisted preferred equity securities discussed below) are valued at the last sale price quoted in the market where they are traded most extensively or, if there is no reported sale during the day, the closing bid quotation as reported by an independent pricing service. If there is no sale price or closing bid quotation available, unlisted equity securities will be valued using evaluated bids furnished by an independent pricing service, if available. In some foreign markets, an official close price and a last sale price may be available from the foreign exchange or market. In those cases, the official close price is used. Valuations based on information from foreign markets may be subject to the Funds’ fair value policies described below. If a right is not traded on any exchange, its value is based on the market value of the underlying security, less the cost to subscribe to the underlying security (e.g., to exercise the right), adjusted for the subscription ratio. If a warrant is not traded on any exchange, a price is obtained from a broker-dealer.

## Fund Services

- **Debt securities and unlisted preferred equity securities** — evaluated bids furnished to a Fund by an independent pricing service using market information, transactions for comparable securities and various relationships between securities, if available, or bid prices obtained from broker-dealers.
- **Senior Loans** — bid prices supplied by an independent pricing service, if available, or bid prices obtained from broker-dealers.
- **Bilateral Swaps** — bilateral credit default swaps are valued based on mid prices (between the bid price and the ask price) supplied by an independent pricing service. Bilateral interest rate swaps and bilateral standardized commodity and equity index total return swaps are valued based on prices supplied by an independent pricing service. If prices from an independent pricing service are not available, prices from a broker-dealer may be used.
- **Centrally Cleared Swaps** — settlement prices of the clearing house on which the contracts were traded or prices obtained from broker-dealers.
- **Options** — domestic exchange-traded index and single name equity options contracts (including options on ETFs) are valued at the mean of the National Best Bid and Offer quotations as determined by the Options Price Reporting Authority. Foreign exchange-traded single name equity options contracts are valued at the most recent settlement price. Options contracts on foreign indices are priced at the most recent settlement price. Options on futures contracts are valued using the current settlement price on the exchange on which, over time, they are traded most extensively. Other exchange-traded options are valued at the average of the closing bid and ask quotations on the exchange on which, over time, they are traded most extensively. Over-the-counter (“OTC”) currency options and swaptions are valued at mid prices (between the bid price and the ask price) supplied by an independent pricing service, if available. Other OTC options contracts (including currency options and swaptions not priced through an independent pricing service) are valued based on prices obtained from broker-dealers. Valuations based on information from foreign markets may be subject to the Fund’s fair value policies as described below.
- **Futures** — most recent settlement price on the exchange on which the Adviser or Subadviser (if applicable) believes that, over time, they are traded most extensively. Valuations based on information from foreign markets may be subject to the Funds’ fair value policies as described below.
- **Forward Foreign Currency Contracts** — interpolated rates determined based on information provided by an independent pricing service.

Foreign denominated assets and liabilities are translated into U.S. dollars based upon foreign exchange rates supplied by an independent pricing service. Fund securities and other investments for which market quotations are not readily available are valued at fair value as determined in good faith by the Adviser or Subadviser (if applicable) pursuant to procedures approved by the Board of Trustees. A Fund may also value securities and other investments at fair value in other circumstances such as when extraordinary events occur after the close of a foreign market but prior to the close of the NYSE. This may include situations relating to a single issuer (such as a declaration of bankruptcy or a delisting of the issuer’s security from the primary market on which it has traded) as well as events affecting the securities markets in general (such as market disruptions or closings and significant fluctuations in U.S. and/or foreign markets). When fair valuing its securities or other investments, each Fund may, among other things, use modeling tools or other processes that may take into account factors such as securities or other market activity and/or significant events that occur after the close of the foreign market and before the time a Fund’s NAV is calculated. Fair value pricing may require subjective determinations about the value of a security, and fair values used to determine a Fund’s NAV may differ from quoted or published prices, or from prices that are used by others, for the same securities. In addition, the use of fair value pricing may not always result in adjustments to the prices of securities held by a Fund. Valuations for securities traded in the OTC market may be based on factors such as market information, transactions for comparable securities, various relationships between securities or bid prices obtained from broker-dealers. Evaluated prices from an independent pricing service may require subjective determinations and may be different than actual market prices or prices provided by other pricing services. The Funds’ fair value policies and procedures and valuation practices may be impacted as the Funds come into compliance with Rule 2a-5 under the 1940 Act.

Trading in some of the portfolio securities or other investments of some of the Funds takes place in various markets outside the United States on days and at times other than when the NYSE is open for trading. Therefore, the calculation of these Funds’ NAV does not take place at the same time as the prices of many of its portfolio securities or other investments are determined, and the value of these Funds’ portfolios may change on days when these Funds are not open for business and their shares may not be purchased or redeemed.

## Dividends and Distributions

The Funds generally distribute annually all or substantially all of their net investment income (other than capital gains) as dividends. The following table shows when each Fund expects to distribute dividends. Each Fund expects to distribute all or substantially all of its net realized long- and short-term capital gains annually (or, in the case of short-term capital gains, more frequently than annually if determined by the Fund to be in the best interest of shareholders), after applying any capital loss carryovers. To the extent permitted by law, the Board of Trustees may adopt a different schedule for making distributions as long as distributions of net investment income and net realized capital gains, if any, are made at least annually. A Fund’s distribution rate fluctuates over time for various reasons, and there can be no assurance that a Fund’s distributions will not decrease or that a Fund will make any distributions when scheduled.

**Dividend Payment Schedule**

Annually	Quarterly	Monthly	Daily
Loomis Sayles International Growth Fund	Loomis Sayles Strategic Alpha Fund	Loomis Sayles High Income Fund	Loomis Sayles Intermediate Municipal Bond <sup>1</sup>
Natixis Oakmark Fund		Loomis Sayles Investment Grade Bond Fund	
Natixis Oakmark International Fund		Loomis Sayles Strategic Income Fund	
Natixis U.S. Equity Opportunities Fund			



## Fund Services

### Dividend Payment Schedule

Annually	Quarterly	Monthly	Daily

<sup>1</sup> Declares dividends for each class daily and pays them monthly.

Distributions will automatically be reinvested in shares of the same class of the distributing Fund at NAV unless you select one of the following alternatives:

- Participate in the Dividend Diversification Program, which allows you to have all dividends and distributions automatically invested at NAV in shares of the same class of another Natixis Fund registered in your name. Certain investment minimums and restrictions may apply. For more information about the program, see the section “Additional Investor Services;”
- Receive distributions from dividends and interest in cash while reinvesting distributions from capital gains in additional shares of the same class of the Fund, or in the same class of another Natixis Fund;
- Receive distributions from capital gains in cash while reinvesting distributions from dividends and interest in additional shares of the same class of the Fund, or in the same class of another Natixis Fund; or
- Receive all distributions in cash.

For accounts held directly with a Fund, any cash distributions to be paid by check, in an amount of \$10 or less, will instead be automatically reinvested in additional Fund shares. If a dividend or capital gain distribution check remains uncashed for six months and your account is still open, each Fund will reinvest the dividend or distribution in additional shares of the Fund promptly after making this determination and the check will be canceled. In addition, future dividends and capital gain distributions will be automatically reinvested in additional shares of a Fund unless you subsequently contact the Fund and request to receive distributions by check.

If you do not select an option when you open your account, all distributions will be reinvested.

Generally, if you earn more than \$10 annually in taxable income from a Natixis Fund held in a non-retirement plan account, you will receive a Form 1099-DIV to help you report the prior calendar year’s distributions on your U.S. federal income tax return. This information will also be reported to the IRS. Be sure to keep this Form 1099-DIV as a permanent record. A fee may be charged for any duplicate information requested.

## Tax Consequences

Except as noted, the discussion below addresses only the U.S. federal income tax consequences of an investment in the Funds and does not address any non-U.S., state or local tax consequences.

Each Fund intends to meet all requirements under Subchapter M of the Internal Revenue Code of 1986, as amended, (the “Code”) necessary to qualify and be eligible for treatment each year as a “regulated investment company” and thus does not expect to pay any U.S. federal income tax on income and capital gains that are timely distributed to shareholders.

Unless otherwise noted, the discussion below, to the extent it describes shareholder-level tax consequences, pertains solely to taxable shareholders.

**Taxation of Distributions from the Funds.** For U.S. federal income tax purposes, distributions of investment income are generally taxable to Fund shareholders as ordinary income. Taxes on distributions of capital gains are determined by how long a Fund owned (or is deemed to have owned) the investments that generated them, rather than how long a shareholder has owned his or her shares. Distributions attributable to the excess of net long-term capital gains from the sale of investments that a Fund owned (or is deemed to have owned) for more than one year over net short-term capital losses from the sale of investments that a Fund owned (or is deemed to have owned) for one year or less, and that are properly reported by the Fund as capital gain dividends (“Capital Gain Dividends”) generally will be taxable to a shareholder receiving such distributions as long-term capital gain includible in net capital gain and taxed to individuals at reduced rates. Distributions attributable to the excess of net short-term capital gains from the sale of investments that a Fund owned (or is deemed to have owned) for one year or less over net long-term capital losses from the sale of investments that a Fund owned (or is deemed to have owned) for more than one year, will be taxable as ordinary income. A Fund’s transactions in derivatives or short sales may cause a larger portion of distributions to be taxable to shareholders as ordinary income than would be the case absent such transactions.

Distributions of investment income properly reported by a Fund as derived from “qualified dividend income” will be taxed in the hands of individuals at the reduced rates applicable to net capital gain, provided that the holding period and other requirements are met at both the shareholder and Fund levels. Income generated by investments in fixed-income securities, derivatives and REITs generally is not eligible for treatment as qualified dividend income. Dividends received by a Fund from foreign corporations that are not eligible for the benefits of a comprehensive income tax treaty with the U.S. (other than dividends paid on stock of such a foreign corporation that is readily tradable on an established securities market in the U.S.) will not be eligible for treatment as qualified dividend income.

The Loomis Sayles Intermediate Municipal Bond Fund generally expects to distribute “exempt-interest dividends.” Distributions that the Fund properly reports to you as exempt-interest dividends are generally not subject to federal income taxation, but may be subject to state and local income and other taxes, as

## Fund Services

---

well as federal and state alternative minimum tax. Distributions by the Loomis Sayles Intermediate Municipal Bond Fund other than exempt-interest dividends generally will be taxable to you as ordinary income or as long-term capital gain. If you receive social security or railroad retirement benefits, you should consult your tax adviser to determine what effect, if any, an investment in the Loomis Sayles Intermediate Municipal Bond Fund may have on the federal taxation of your benefits.

A 3.8% Medicare contribution tax is imposed on the net investment income of certain individuals, trusts and estates to the extent their income exceeds certain threshold amounts. Net investment income generally includes for this purpose dividends, including any capital gain dividends, including any capital gain dividends, paid by a Fund and net capital gains recognized on the sale, redemption, exchange or other taxable disposition of shares of the Fund.

Fund distributions are taxable whether shareholders receive them in cash or reinvest them in additional shares. In addition, Fund distributions are taxable to shareholders even if they are paid from income or gains earned by a Fund before a shareholder's investment (and thus were included in the price the shareholder paid for his or her shares). Such distributions are likely to occur in respect of shares purchased at a time when the Fund's NAV reflects gains that are either unrealized or realized but not distributed.

Dividends and distributions declared by a Fund and payable to shareholders of record in October, November or December of one year and paid in January of the next year generally are taxable in the year in which the distributions are declared, rather than the year in which the distributions are received.

Distributions by a Fund to retirement plans and other investors that qualify for tax-advantaged treatment under U.S. federal income tax laws generally will not be taxable, although distributions by retirement plans to their participants may be taxable. Special tax rules apply to investments through such retirement plans. If your investment is through such a plan, you should consult your tax adviser to determine the suitability of the Funds as an investment through your plan and the tax treatment of distributions to you (including distributions of amounts attributable to an investment in a Fund) from the plan.

**Redemption, Sale or Exchange of Fund Shares.** A redemption, sale or exchange of Fund shares (including an exchange of Fund shares for shares of another Natixis Fund or Loomis Sayles Fund) is a taxable event and generally will result in recognition of gain or loss. Gain or loss, if any, recognized by a shareholder on a redemption, sale, exchange or other taxable disposition of Fund shares generally will be taxed as long-term capital gain or loss if the shareholder held the shares for more than one year, and as short-term capital gain or loss if the shareholder held the shares for one year or less, assuming in each case that the shareholder held the shares as capital assets. Short-term capital gains generally are taxed at the rates applicable to ordinary income. Any loss realized upon a disposition of shares held for six months or less will be treated as long-term, rather than short-term, capital loss to the extent of any Capital Gain Dividends received by the shareholder with respect to the shares. The deductibility of capital losses is subject to limitations.

**Taxation of Certain Fund Investments.** A Fund's investments in foreign securities may be subject to foreign withholding or other taxes. In that case, the Fund's yield on those securities would be decreased. If a Fund invests more than 50% of its assets in foreign securities, it generally may elect to permit shareholders to claim a credit or deduction on their income tax returns with respect to foreign taxes paid by the Fund. In addition, a Fund's investments in foreign securities and foreign currency may be subject to special tax rules that have the effect of increasing or accelerating the Fund's recognition of ordinary income and may affect the timing or amount of the Fund's distributions to shareholders. A Fund's transactions in derivatives or short sales may cause a larger portion of distributions to be taxable to shareholders as ordinary income than would be the case absent such transactions.

A Fund's investments in certain debt obligations (such as those issued with "OID" or having accrued market discount, as described in the SAI) or derivatives may cause the Fund to recognize taxable income in excess of the cash generated by such investments. Thus, a Fund could be required to liquidate investments, including at times when it is not advantageous to do so, in order to satisfy the distribution requirements applicable to regulated investment companies under the Code. In addition, a Fund's investments in derivatives may affect the amount, timing or character of distributions to shareholders.

A Fund's investments in certain debt obligations, mortgage-backed securities, asset-backed securities and derivatives may cause the Fund to recognize taxable income in excess of the cash generated by such investments. Thus, a Fund could be required to liquidate investments, including at times when it is not advantageous to do so, in order to satisfy its distribution requirements. A Fund may at times purchase debt instruments at a discount from the price at which they were originally issued, especially during periods of rising interest rates. For federal income tax purposes, some or all of this market discount will, when recognized as income by a Fund, be included in such Fund's ordinary income, and will be taxable to shareholders as such when it is distributed.

**Backup Withholding.** Each Fund is required in certain circumstances to apply backup withholding on taxable dividends, redemption proceeds and certain other payments that are paid to any shareholder who does not furnish to the Fund certain information and certifications or who is otherwise subject to backup withholding.

Please see the SAI for additional information on the U.S. federal income tax consequences of an investment in a Fund.

You should consult your tax adviser for more information on your own situation, including possible U.S. federal, state, local, foreign or other applicable taxes.

## Additional Investor Services

### Retirement Plans

Natixis Funds offer a range of retirement plans, including Coverdell Education Savings Accounts, IRAs, and SEPs. For more information about our Retirement Plans, call us at 800-225-5478.

### Investment Builder Program

(Excludes Class T shares)

## Prior Related Performance of Similarly Managed Accounts

---

This is Natixis Funds' automatic investment plan. Once you meet the Fund minimum, you may authorize automatic monthly transfers of \$50 or more per Fund from your bank checking or savings account to purchase shares of one or more Natixis Funds. For instructions on how to join the Investment Builder Program, please refer to the section "How to Purchase Shares."

### **Dividend Diversification Program**

(Excludes Class T shares)

This program allows you to have all dividends and any other distributions automatically invested in shares of the same class of another Natixis Fund subject to the eligibility requirements of that other fund and to state securities law requirements. The fund minimum must be met in the new fund prior to establishing the dividend diversification program. Shares will be purchased at the selected fund's NAV without a front-end sales charge or CDSC on the ex dividend date. Before establishing a Dividend Diversification Program into any other Natixis Fund, please read its prospectus carefully.

### **Automatic Exchange Plan**

(Excludes Class T shares)

Natixis Funds have an automatic exchange plan under which shares of a class of a Natixis Fund are automatically exchanged each month for shares of the same class of another Natixis Fund. The fund minimum must be met prior to establishing an automatic exchange plan. There is no fee for exchanges made under this plan. Please see the section "Exchanging or Converting Shares" above and refer to the SAI for more information on the Automatic Exchange Plan.

### **Systematic Withdrawal Plan**

(Excludes Class T shares)

This plan allows you to redeem shares and receive payments from a Fund on a regular schedule. Redemptions of shares that are part of the Systematic Withdrawal Plan are not subject to a CDSC, however, the amount or percentage you specify in the plan may not exceed, on an annualized basis, 10% of the value of your Fund account based upon the value of your Fund account on the day you establish your plan. For information on establishing a Systematic Withdrawal Plan, please refer to the section "How to Redeem Shares."

# Prior Related Performance of Similarly Managed Accounts

## **Loomis Sayles International Growth Fund - Prior Performance of Adviser's Similarly Managed Accounts**

The following table sets forth historical performance information for the institutional accounts managed by Loomis Sayles that have substantially similar investment objectives, policies, strategies, risks and investment restrictions as the Fund (the "Composite").

The Composite data is provided to illustrate the past performance of Loomis Sayles in managing substantially similar accounts as measured against a specified market index and does not represent the performance of the Fund. The accounts in the Composite are separate and distinct from the Fund; its performance is not intended as a substitute for the Fund's performance and should not be considered a prediction of the future performance of the Fund or of Loomis Sayles.

The Composite's returns were calculated on a total return basis, include all dividends and interest, accrued income and realized and unrealized gains and losses, and assume the reinvestment of earnings. All returns reflect the deduction of brokerage commissions and execution costs paid by the accounts, without provision for federal or state income taxes. "Net of Fees" figures also reflect the deduction of investment advisory fees. The Composite includes all actual discretionary accounts managed by Loomis Sayles for at least one full month that have investment objectives, policies, strategies, risks and investment restrictions substantially similar to those of the Fund. The Composite may include both tax-exempt and taxable accounts.

Securities transactions are accounted for on trade date and accrual accounting is utilized. Cash and equivalents are included in performance returns. Monthly returns of the Composite combine the individual accounts' returns (calculated on a time-weighted rate of return basis that is revalued daily) by asset-weighting each account's asset value as of the beginning of the month.

The accounts that are included in the Composite may be subject to lower expenses than the Fund and may not be subject to the diversification requirements, specific tax restrictions and investment limitations imposed on the Fund by the Investment Company Act of 1940 or Subchapter M of the Internal Revenue Code. Consequently, the performance results for the Composite would have been less favorable had it been subject to the same expenses as the Fund or had it been regulated as an investment company under the federal securities laws.

**The returns set forth below may not be representative of the results that may be achieved by the Fund in the future, in part because the past results are not necessarily indicative of future results.** In addition, the results presented below may not necessarily equate with the return experienced by any particular investor as a result of the timing of investments and redemptions, market conditions and other factors. In addition, the effect of taxes on any investor will depend on such person's tax status, and the results have not been reduced to reflect any income tax that may have been payable.

The table below shows the annual total returns for the Composite, and a broad-based securities market index for periods ended December 31, 2020.

## Prior Related Performance of Similarly Managed Accounts

---

Average Annual Total Returns  
(for the periods ended December 31, 2020)

Past 1 Year

---

Composite (Net of Fees)	27.07%
Composite (Gross of Fees)	28.07%
MSCI ACWI ex USA Index (Net)	10.65%

---

# Financial Performance

The financial highlights tables are intended to help you understand each Fund's financial performance for the last five years (or, if shorter, the period of the Fund's operations). Certain information reflects financial results for a single Fund share. The total returns in the table represent the return that an investor would have earned (or lost) on an investment in a Fund (assuming reinvestment of all dividends and distributions). This information has been audited by PricewaterhouseCoopers, LLP, an independent registered public accounting firm, whose report, along with each Fund's financial statements, is included in the Funds' annual report to shareholders. The Natixis Funds Trust I annual report, Natixis Funds Trust II annual report and Loomis Sayles Funds II annual report are incorporated by reference into the SAI, all of which are available free of charge upon request from the Distributor.

Class T shares of each Fund had not commenced operations and had no performance history as of the date of this Prospectus. Therefore, financial highlights tables are not included for Class T shares of the Funds.

Effective December 2, 2020, the Loomis Sayles Strategic Income Fund's fiscal year end was changed from September 30 to December 31.

## Financial Performance

**For a share outstanding throughout each period.**

### Loomis Sayles High Income Fund

	<b>Class A</b>					
	Year Ended December 31, 2020	Year Ended December 31, 2019	Period Ended December 31, 2018*	Year Ended September 30, 2018	Year Ended September 30, 2017	Year Ended September 30, 2016
Net asset value, beginning of the period	\$ 4.25	\$ 3.99	\$ 4.25	\$ 4.37	\$ 4.23	\$ 3.99
<b>Income (loss) from Investment Operations:</b>						
Net investment income <sup>(a)</sup>	0.20	0.20	0.05	0.20	0.22	0.20
Net realized and unrealized gain (loss)	0.12 <sup>(b)</sup>	0.27	(0.24)	(0.14)	0.12	0.21
Total from Investment Operations	0.32	0.47	(0.19)	0.06	0.34	0.41
<b>Less Distributions From:</b>						
Net investment income	(0.22)	(0.21)	(0.06)	(0.18)	(0.20)	(0.16)
Net realized capital gains	-	-	(0.01)	-	-	(0.01)
Total Distributions	(0.22)	(0.21)	(0.07)	(0.18)	(0.20)	(0.17)
Net asset value, end of the period	\$ 4.35	\$ 4.25	\$ 3.99	\$ 4.25	\$ 4.37	\$ 4.23
Total return <sup>(c)(k)(d)</sup>	8.16%	11.94%	(4.54)% <sup>(e)</sup>	1.41%	8.17%	10.66%
<b>Ratios to Average Net Assets:</b>						
Net assets, end of the period (000's)	\$ 41,547	\$ 23,199	\$ 23,125	\$ 26,175	\$ 34,039	\$ 34,820
Net expenses <sup>(f)</sup>	1.00%	1.03% <sup>(g)</sup>	1.05% <sup>(h)</sup>	1.05%	1.09% <sup>(i)</sup>	1.10%
Gross expenses	1.22%	1.18%	1.27% <sup>(h)</sup>	1.16%	1.15%	1.14%
Net investment income	4.91%	4.84%	5.13% <sup>(h)</sup>	4.73%	5.03%	5.16%
Portfolio turnover rate	99% <sup>(j)</sup>	48%	17%	55%	46%	38%

\* For the three month period ended December 31, 2018 due to change in fiscal year end.

(a) Per share net investment income has been calculated using the average shares outstanding during the period.

(b) The amount shown for a share outstanding does not correspond with the aggregate realized and unrealized gain (loss) on investments for the period due to the timing of sales and redemptions of fund shares in relation to fluctuating market values of investments of the Fund.

(c) A sales charge for Class A shares is not reflected in total return calculations.

(d) Had certain expenses not been waived/reimbursed during the period, total returns would have been lower.

(e) Periods less than one year are not annualized.

(f) The investment adviser agreed to waive its fees and/or reimburse a portion of the Fund's expenses during the period. Without this waiver/reimbursement, expenses would have been higher.

(g) Effective July 1, 2019, the expense limit decreased from 1.05% to 1.00%.

(h) Computed on an annualized basis for periods less than one year.

(i) Effective July 1, 2017, the expense limit decreased to 1.05%.

(j) The variation in the Fund's turnover rate from 2019 to 2020 was primarily due to a significant repositioning of the portfolio as a result of increased market volatility and trading activity.

## Financial Performance

**For a share outstanding throughout each period.**

### Loomis Sayles High Income Fund

	<b>Class C</b>					
	Year Ended December 31, 2020	Year Ended December 31, 2019	Period Ended December 31, 2018*	Year Ended September 30, 2018	Year Ended September 30, 2017	Year Ended September 30, 2016
Net asset value, beginning of the period	\$ 4.27	\$ 4.00	\$ 4.27	\$ 4.38	\$ 4.24	\$ 4.00
<b>Income (loss) from Investment Operations:</b>						
Net investment income <sup>(a)</sup>	0.17	0.17	0.05	0.17	0.18	0.18
Net realized and unrealized gain (loss)	0.12 <sup>(b)</sup>	0.28	(0.26)	(0.13)	0.12	0.20
Total from Investment Operations	0.29	0.45	(0.21)	0.04	0.30	0.38
<b>Less Distributions From:</b>						
Net investment income	(0.19)	(0.18)	(0.05)	(0.15)	(0.16)	(0.13)
Net realized capital gains	-	-	(0.01)	-	-	(0.01)
Total Distributions	(0.19)	(0.18)	(0.06)	(0.15)	(0.16)	(0.14)
Net asset value, end of the period	\$ 4.37	\$ 4.27	\$ 4.00	\$ 4.27	\$ 4.38	\$ 4.24
Total return <sup>(c)(d)</sup>	7.30%	11.32%	(4.95)% <sup>(e)</sup>	0.86%	7.33%	9.81%
<b>Ratios to Average Net Assets:</b>						
Net assets, end of the period (000's)	\$ 2,933	\$ 3,836	\$ 5,351	\$ 6,248	\$ 11,227	\$ 12,288
Net expenses <sup>(f)</sup>	1.75%	1.78% <sup>(g)</sup>	1.80% <sup>(h)</sup>	1.80%	1.84% <sup>(i)</sup>	1.85%
Gross expenses	1.97%	1.93%	2.02% <sup>(h)</sup>	1.91%	1.90%	1.89%
Net investment income	4.24%	4.11%	4.38% <sup>(h)</sup>	3.99%	4.29%	4.43%
Portfolio turnover rate	99% <sup>(j)</sup>	48%	17%	55%	46%	38%

\* For the three month period ended December 31, 2018 due to change in fiscal year end.

(a) Per share net investment income has been calculated using the average shares outstanding during the period.

(b) The amount shown for a share outstanding does not correspond with the aggregate realized and unrealized gain (loss) on investments for the period due to the timing of sales and redemptions of fund shares in relation to fluctuating market values of investments of the Fund.

(c) A contingent deferred sales charge for Class C shares is not reflected in total return calculations.

(d) Had certain expenses not been waived/reimbursed during the period, total returns would have been lower.

(e) Periods less than one year are not annualized.

(f) The investment adviser agreed to waive its fees and/or reimburse a portion of the Fund's expenses during the period. Without this waiver/reimbursement, expenses would have been higher.

(g) Effective July 1, 2019, the expense limit decreased from 1.80% to 1.75%.

(h) Computed on an annualized basis for periods less than one year.

(i) Effective July 1, 2017, the expense limit decreased to 1.80%.

(j) The variation in the Fund's turnover rate from 2019 to 2020 was primarily due to a significant repositioning of the portfolio as a result of increased market volatility and trading activity.

## Financial Performance

**For a share outstanding throughout each period.**

### Loomis Sayles High Income Fund

	<b>Class N</b>				
	Year Ended December 31, 2020	Year Ended December 31, 2019	Period Ended December 31, 2018*	Year Ended September 30, 2018	Period Ended September 30, 2017**
Net asset value, beginning of the period	\$ 4.25	\$ 3.99	\$ 4.25	\$ 4.36	\$ 4.16
<b>Income (loss) from Investment Operations:</b>					
Net investment income <sup>(a)</sup>	0.21	0.22	0.06	0.20	0.19
Net realized and unrealized gain (loss)	0.14 <sup>(b)</sup>	0.26	(0.25)	(0.12)	0.18
Total from Investment Operations	0.35	0.48	(0.19)	0.08	0.37
<b>Less Distributions From:</b>					
Net investment income	(0.24)	(0.22)	(0.06)	(0.19)	(0.17)
Net realized capital gains	-	-	(0.01)	-	-
Total Distributions	(0.24)	(0.22)	(0.07)	(0.19)	(0.17)
Net asset value, end of the period	\$ 4.36	\$ 4.25	\$ 3.99	\$ 4.25	\$ 4.36
Total return <sup>(c)</sup>	8.73% <sup>(d)</sup>	12.28%	(4.47)% <sup>(e)</sup>	1.96%	8.99% <sup>(e)</sup>
<b>Ratios to Average Net Assets:</b>					
Net assets, end of the period (000's)	\$ 14,783	\$ 11,977	\$ 10,417	\$ 10,338	\$ 1
Net expenses <sup>(f)</sup>	0.70%	0.72% <sup>(g)</sup>	0.75% <sup>(h)</sup>	0.75%	0.75% <sup>(h)(i)</sup>
Gross expenses	0.88%	0.82%	0.89% <sup>(h)</sup>	0.79%	31.73% <sup>(h)</sup>
Net investment income	5.28%	5.13%	5.45% <sup>(h)</sup>	4.65%	5.19% <sup>(h)</sup>
Portfolio turnover rate	99% <sup>(i)</sup>	48%	17%	55%	46% <sup>(k)</sup>

\* For the three month period ended December 31, 2018 due to change in fiscal year end.

\*\* From commencement of Class operations on November 30, 2016 through September 30, 2017.

(a) Per share net investment income has been calculated using the average shares outstanding during the period.

(b) The amount shown for a share outstanding does not correspond with the aggregate realized and unrealized gain (loss) on investments for the period due to the timing of sales and redemptions of fund shares in relation to fluctuating market values of investments of the Fund.

(c) Had certain expenses not been waived/reimbursed during the period, total returns would have been lower.

(d) Generally accepted accounting principles require certain adjustments to be made to the net assets of the Fund for financial reporting purposes only, and as such, the total returns based on the adjusted net asset values per share may differ from the total returns reported in the average annual total return table.

(e) Periods less than one year are not annualized.

(f) The investment adviser agreed to waive its fees and/or reimburse a portion of the Fund's expenses during the period. Without this waiver/reimbursement, expenses would have been higher.

(g) Effective July 1, 2019, the expense limit decreased from 0.75% to 0.70%.

(h) Computed on an annualized basis for periods less than one year.

(i) Effective July 1, 2017, the expense limit decreased to 0.75%.

(j) The variation in the Fund's turnover rate from 2019 to 2020 was primarily due to a significant repositioning of the portfolio as a result of increased market volatility and trading activity.

(k) Represents the Fund's portfolio turnover rate for the year ended September 30, 2017.



## Financial Performance

**For a share outstanding throughout each period.**

### Loomis Sayles High Income Fund

	<b>Class Y</b>					
	Year Ended December 31, 2020	Year Ended December 31, 2019	Period Ended December 31, 2018*	Year Ended September 30, 2018	Year Ended September 30, 2017	Year Ended September 30, 2016
Net asset value, beginning of the period	\$ 4.25	\$ 3.98	\$ 4.24	\$ 4.36	\$ 4.22	\$ 3.98
<b>Income (loss) from Investment Operations:</b>						
Net investment income <sup>(a)</sup>	0.22	0.21	0.06	0.21	0.23	0.21
Net realized and unrealized gain (loss)	0.10 <sup>(b)</sup>	0.28	(0.25)	(0.14)	0.12	0.21
Total from Investment Operations	0.32	0.49	(0.19)	0.07	0.35	0.42
<b>Less Distributions From:</b>						
Net investment income	(0.23)	(0.22)	(0.06)	(0.19)	(0.21)	(0.17)
Net realized capital gains	-	-	(0.01)	-	-	(0.01)
Total Distributions	(0.23)	(0.22)	(0.07)	(0.19)	(0.21)	(0.18)
Net asset value, end of the period	\$ 4.34	\$ 4.25	\$ 3.98	\$ 4.24	\$ 4.36	\$ 4.22
Total return <sup>(c)</sup>	8.19%	12.52%	(4.49)% <sup>(d)</sup>	1.68%	8.47%	10.98%
<b>Ratios to Average Net Assets:</b>						
Net assets, end of the period (000's)	\$ 53,456	\$ 108,315	\$ 97,585	\$ 127,699	\$ 133,940	\$ 129,169
Net expenses <sup>(e)</sup>	0.75%	0.77% <sup>(f)</sup>	0.80% <sup>(g)</sup>	0.80%	0.84% <sup>(h)</sup>	0.85%
Gross expenses	0.98%	0.93%	1.02% <sup>(g)</sup>	0.91%	0.90%	0.89%
Net investment income	5.32%	5.07%	5.39% <sup>(g)</sup>	4.98%	5.28%	5.43%
Portfolio turnover rate	99% <sup>(i)</sup>	48%	17%	55%	46%	38%

\* For the three month period ended December 31, 2018 due to change in fiscal year end.

(a) Per share net investment income has been calculated using the average shares outstanding during the period.

(b) The amount shown for a share outstanding does not correspond with the aggregate realized and unrealized gain (loss) on investments for the period due to the timing of sales and redemptions of fund shares in relation to fluctuating market values of investments of the Fund.

(c) Had certain expenses not been waived/reimbursed during the period, total returns would have been lower.

(d) Periods less than one year are not annualized.

(e) The investment adviser agreed to waive its fees and/or reimburse a portion of the Fund's expenses during the period. Without this waiver/reimbursement, expenses would have been higher.

(f) Effective July 1, 2019, the expense limit decreased from 0.80% to 0.75%.

(g) Computed on an annualized basis for periods less than one year.

(h) Effective July 1, 2017, the expense limit decreased to 0.80%.

(i) The variation in the Fund's turnover rate from 2019 to 2020 was primarily due to a significant repositioning of the portfolio as a result of increased market volatility and trading activity.

## Financial Performance

**For a share outstanding throughout each period.**

### Loomis Sayles Intermediate Municipal Bond Fund

	<b>Class A</b>				
	Year Ended December 31, 2020	Year Ended December 31, 2019	Year Ended December 31, 2018	Year Ended December 31, 2017	Year Ended December 31, 2016
Net asset value, beginning of the period	\$ 10.38	\$ 9.97	\$ 10.17	\$ 9.89	\$ 10.09
<b>Income (loss) from Investment Operations:</b>					
Net investment income <sup>(a)</sup>	0.19	0.24	0.22	0.19	0.12
Net realized and unrealized gain (loss)	0.17	0.41	(0.19)	0.28	(0.20)
Total from Investment Operations	0.36	0.65	0.03	0.47	(0.08)
<b>Less Distributions From:</b>					
Net investment income	(0.19)	(0.24)	(0.23)	(0.19)	(0.12)
Net asset value, end of the period	\$ 10.55	\$ 10.38	\$ 9.97	\$ 10.17	\$ 9.89
Total return <sup>(b)(c)</sup>	3.48%	6.54%	0.33%	4.77%	(0.79)%
<b>Ratios to Average Net Assets:</b>					
Net assets, end of the period (000's)	\$ 8,941	\$ 7,567	\$ 6,019	\$ 6,004	\$ 5,474
Net expenses <sup>(d)</sup>	0.70%	0.70%	0.70%	0.70%	0.70%
Gross expenses	1.42%	1.84%	1.30%	1.10%	0.88%
Net investment income	1.78%	2.31%	2.24%	1.87%	1.19%
Portfolio turnover rate	41%	11%	65%	34%	48%

(a) Per share net investment income has been calculated using the average shares outstanding during the period.

(b) A sales charge for Class A shares is not reflected in total return calculations.

(c) Had certain expenses not been waived/reimbursed during the period, total returns would have been lower.

(d) The investment adviser agreed to waive its fees and/or reimburse a portion of the Fund's expenses during the period. Without this waiver/reimbursement, expenses would have been higher.

## Financial Performance

**For a share outstanding throughout each period.**

### Loomis Sayles Intermediate Municipal Bond Fund

	<b>Class C</b>				
	Year Ended December 31, 2020	Year Ended December 31, 2019	Year Ended December 31, 2018	Year Ended December 31, 2017	Year Ended December 31, 2016
Net asset value, beginning of the period	\$ 10.38	\$ 9.98	\$ 10.18	\$ 9.90	\$ 10.09
<b>Income (loss) from Investment Operations:</b>					
Net investment income <sup>(a)</sup>	0.11	0.16	0.15	0.11	0.04
Net realized and unrealized gain (loss)	0.17	0.40	(0.19)	0.28	(0.18)
Total from Investment Operations	0.28	0.56	(0.04)	0.39	(0.14)
<b>Less Distributions From:</b>					
Net investment income	(0.11)	(0.16)	(0.16)	(0.11)	(0.05)
Net asset value, end of the period	\$ 10.55	\$ 10.38	\$ 9.98	\$ 10.18	\$ 9.90
Total return <sup>(b)(c)</sup>	2.71%	5.64%	(0.42)%	3.98%	(1.44)%
<b>Ratios to Average Net Assets:</b>					
Net assets, end of the period (000's)	\$ 1,050	\$ 1,420	\$ 1,675	\$ 2,395	\$ 4,015
Net expenses <sup>(d)</sup>	1.45%	1.45%	1.45%	1.45%	1.45%
Gross expenses	2.18%	2.60%	2.05%	1.83%	1.63%
Net investment income	1.08%	1.57%	1.49%	1.10%	0.44%
Portfolio turnover rate	41%	11%	65%	34%	48%

(a) Per share net investment income has been calculated using the average shares outstanding during the period.

(b) A contingent deferred sales charge for Class C shares is not reflected in total return calculations.

(c) Had certain expenses not been waived/reimbursed during the period, total returns would have been lower.

(d) The investment adviser agreed to waive its fees and/or reimburse a portion of the Fund's expenses during the period. Without this waiver/reimbursement, expenses would have been higher.

## Financial Performance

**For a share outstanding throughout each period.**

**Loomis Sayles Intermediate Municipal Bond Fund**

	<b>Class Y</b>				
	Year Ended December 31, 2020	Year Ended December 31, 2019	Year Ended December 31, 2018	Year Ended December 31, 2017	Year Ended December 31, 2016
Net asset value, beginning of the period	\$ 10.40	\$ 9.99	\$ 10.19	\$ 9.90	\$ 10.10
<b>Income (loss) from Investment Operations:</b>					
Net investment income <sup>(a)</sup>	0.19	0.26	0.25	0.21	0.15
Net realized and unrealized gain (loss)	0.18	0.41	(0.20)	0.29	(0.20)
Total from Investment Operations	0.37	0.67	0.05	0.50	(0.05)
<b>Less Distributions From:</b>					
Net investment income	(0.21)	(0.26)	(0.25)	(0.21)	(0.15)
Net asset value, end of the period	\$ 10.56	\$ 10.40	\$ 9.99	\$ 10.19	\$ 9.90
Total return <sup>(b)</sup>	3.63%	6.80%	0.58%	5.13%	(0.55)%
<b>Ratios to Average Net Assets:</b>					
Net assets, end of the period (000's)	\$ 27,200	\$ 10,039	\$ 14,510	\$ 28,960	\$ 49,179
Net expenses <sup>(c)</sup>	0.45%	0.45%	0.45%	0.45%	0.45%
Gross expenses	1.16%	1.60%	1.04%	0.83%	0.63%
Net investment income	1.86%	2.57%	2.47%	2.09%	1.44%
Portfolio turnover rate	41%	11%	65%	34%	48%

(a) Per share net investment income has been calculated using the average shares outstanding during the period.

(b) Had certain expenses not been waived/reimbursed during the period, total returns would have been lower.

(c) The investment adviser agreed to waive its fees and/or reimburse a portion of the Fund's expenses during the period. Without this waiver/reimbursement, expenses would have been higher.

## Financial Performance

**For a share outstanding throughout each period.**

**Loomis Sayles International Growth Fund**

	<b>Class A</b>
	Period Ended December 31, 2020*
Net asset value, beginning of the period	\$ 10.00
<b>Income (loss) from Investment Operations:</b>	
Net investment income <sup>(a)</sup>	0.01
Net realized and unrealized gain (loss)	0.13
Total from Investment Operations	0.14
<b>Less Distributions From:</b>	
Net investment income	(0.01)
Net asset value, end of the period	\$ 10.13
Total return <sup>(b)(c)(d)</sup>	1.37%
<b>Ratios to Average Net Assets:</b>	
Net assets, end of the period (000's)	\$ 1
Net expenses <sup>(e)(f)</sup>	1.20%
Gross expenses <sup>(f)</sup>	13.05%
Net investment income <sup>(f)</sup>	1.28%
Portfolio turnover rate	1%

\* From commencement of operations on December 15, 2020 through December 31, 2020.

(a) Per share net investment income has been calculated using the average shares outstanding during the period.

(b) A sales charge for Class A shares is not reflected in total return calculations.

(c) Had certain expenses not been waived/reimbursed during the period, total returns would have been lower.

(d) Periods less than one year are not annualized.

(e) The investment adviser agreed to waive its fees and/or reimburse a portion of the Fund's expenses during the period. Without this waiver/reimbursement, expenses would have been higher.

(f) Computed on an annualized basis for periods less than one year.

## Financial Performance

**For a share outstanding throughout each period.**

**Loomis Sayles International Growth Fund**

	<b>Class C</b>
	Period Ended December 31, 2020*
Net asset value, beginning of the period	\$ 10.00
<b>Income (loss) from Investment Operations:</b>	
Net investment income <sup>(a)</sup>	0.00 <sup>(b)</sup>
Net realized and unrealized gain (loss)	0.13
Total from Investment Operations	0.13
<b>Less Distributions From:</b>	
Net investment income	(0.00) <sup>(b)</sup>
Net asset value, end of the period	\$ 10.13
Total return <sup>(c)(d)(e)</sup>	1.33%
<b>Ratios to Average Net Assets:</b>	
Net assets, end of the period (000's)	\$ 1
Net expenses <sup>(f)(g)</sup>	1.95%
Gross expenses <sup>(g)</sup>	13.78%
Net investment income <sup>(g)</sup>	0.55%
Portfolio turnover rate	1%

\* From commencement of operations on December 15, 2020 through December 31, 2020.

(a) Per share net investment income has been calculated using the average shares outstanding during the period.

(b) Amount rounds to less than \$0.01 per share.

(c) A contingent deferred sales charge for Class C shares is not reflected in total return calculations.

(d) Had certain expenses not been waived/reimbursed during the period, total returns would have been lower.

(e) Periods less than one year are not annualized.

(f) The investment adviser agreed to waive its fees and/or reimburse a portion of the Fund's expenses during the period. Without this waiver/reimbursement, expenses would have been higher.

(g) Computed on an annualized basis for periods less than one year.

## Financial Performance

**For a share outstanding throughout each period.**

### Loomis Sayles International Growth Fund

	<b>Class N</b>
	Period Ended December 31, 2020*
Net asset value, beginning of the period	\$ 10.00
<b>Income (loss) from Investment Operations:</b>	
Net investment income <sup>(a)</sup>	0.01
Net realized and unrealized gain (loss)	0.13
Total from Investment Operations	0.14
<b>Less Distributions From:</b>	
Net investment income	(0.01)
Net asset value, end of the period	\$ 10.13
Total return <sup>(b)(c)</sup>	1.38%
<b>Ratios to Average Net Assets:</b>	
Net assets, end of the period (000's)	\$ 15,206
Net expenses <sup>(d)(e)</sup>	0.90%
Gross expenses <sup>(e)</sup>	6.48%
Net investment income <sup>(e)</sup>	1.43%
Portfolio turnover rate	1%

\* From commencement of operations on December 15, 2020 through December 31, 2020.

(a) Per share net investment income has been calculated using the average shares outstanding during the period.

(b) Had certain expenses not been waived/reimbursed during the period, total returns would have been lower.

(c) Periods less than one year are not annualized.

(d) The investment adviser agreed to waive its fees and/or reimburse a portion of the Fund's expenses during the period. Without this waiver/reimbursement, expenses would have been higher.

(e) Computed on an annualized basis for periods less than one year.

## Financial Performance

**For a share outstanding throughout each period.**

**Loomis Sayles International Growth Fund**

	<b>Class Y</b>
	Period Ended December 31, 2020*
Net asset value, beginning of the period	\$ 10.00
<b>Income (loss) from Investment Operations:</b>	
Net investment income <sup>(a)</sup>	0.01
Net realized and unrealized gain (loss)	0.13
Total from Investment Operations	0.14
<b>Less Distributions From:</b>	
Net investment income	(0.01)
Net asset value, end of the period	\$ 10.13
Total return <sup>(b)(c)</sup>	1.38%
<b>Ratios to Average Net Assets:</b>	
Net assets, end of the period (000's)	\$ 12
Net expenses <sup>(d)(e)</sup>	0.95%
Gross expenses <sup>(e)</sup>	12.58%
Net investment income <sup>(e)</sup>	1.63%
Portfolio turnover rate	1%

\* From commencement of operations on December 15, 2020 through December 31, 2020.

(a) Per share net investment income has been calculated using the average shares outstanding during the period.

(b) Had certain expenses not been waived/reimbursed during the period, total returns would have been lower.

(c) Periods less than one year are not annualized.

(d) The investment adviser agreed to waive its fees and/or reimburse a portion of the Fund's expenses during the period. Without this waiver/reimbursement, expenses would have been higher.

(e) Computed on an annualized basis for periods less than one year.



## Financial Performance

**For a share outstanding throughout each period.**

### Loomis Sayles Investment Grade Bond Fund

	<b>Class A</b>					
	Year Ended December 31, 2020	Year Ended December 31, 2019	Period Ended December 31, 2018*	Year Ended September 30, 2018	Year Ended September 30, 2017	Year Ended September 30, 2016
Net asset value, beginning of the period	\$ 11.33	\$ 10.77	\$ 10.98	\$ 11.30	\$ 11.59	\$ 11.10
<b>Income (loss) from Investment Operations:</b>						
Net investment income <sup>(a)</sup>	0.32	0.35	0.08	0.30	0.36	0.39
Net realized and unrealized gain (loss)	0.94	0.58	(0.16)	(0.28)	0.05	0.48
Total from Investment Operations	1.26	0.93	(0.08)	0.02	0.41	0.87
<b>Less Distributions From:</b>						
Net investment income	(0.32)	(0.36)	(0.08)	(0.21)	(0.26)	(0.23)
Net realized capital gains	(0.62)	(0.01)	(0.05)	(0.13)	(0.44)	(0.15)
Total Distributions	(0.94)	(0.37)	(0.13)	(0.34)	(0.70)	(0.38)
Net asset value, end of the period	\$ 11.65	\$ 11.33	\$ 10.77	\$ 10.98	\$ 11.30	\$ 11.59
Total return <sup>(b)</sup>	11.41% <sup>(c)</sup>	8.78% <sup>(c)</sup>	(0.66)% <sup>(c)(d)</sup>	0.19% <sup>(c)</sup>	3.88%	8.06%
<b>Ratios to Average Net Assets:</b>						
Net assets, end of the period (000's)	\$ 872,976	\$ 772,485	\$ 721,110	\$ 777,391	\$ 902,955	\$ 1,130,260
Net expenses	0.76% <sup>(e)(f)</sup>	0.77% <sup>(e)(g)</sup>	0.78% <sup>(e)(h)</sup>	0.80% <sup>(e)(i)</sup>	0.82% <sup>(j)</sup>	0.85%
Gross expenses	0.80%	0.81%	0.82% <sup>(h)</sup>	0.82%	0.82%	0.85%
Net investment income	2.73%	3.10%	3.09% <sup>(h)</sup>	2.73%	3.23%	3.49%
Portfolio turnover rate	70% <sup>(k)</sup>	44% <sup>(l)</sup>	39% <sup>(l)</sup>	3%	10%	11%

\* For the three month period ended December 31, 2018 due to change in fiscal year end.

(a) Per share net investment income has been calculated using the average shares outstanding during the period.

(b) A sales charge for Class A shares is not reflected in total return calculations.

(c) Had certain expenses not been waived/reimbursed during the period, total returns would have been lower.

(d) Periods less than one year are not annualized.

(e) The investment adviser agreed to waive its fees and/or reimburse a portion of the Fund's expenses during the period. Without this waiver/reimbursement, expenses would have been higher.

(f) Effective July 1, 2020, the expense limit decreased from 0.76% to 0.75%.

(g) Effective July 1, 2019, the expense limit decreased from 0.78% to 0.76%.

(h) Computed on an annualized basis for periods less than one year.

(i) Effective July 1, 2018, the expense limit decreased to 0.78%.

(j) Effective July 1, 2017, the expense limit decreased to 0.80%.

(k) The variation in the Fund's turnover rate from 2019 to 2020 was primarily due to a significant repositioning of the portfolio as a result of increased market volatility.

(l) The variation in the Fund's turnover rate from the year ended September 30, 2018 to the period ended December 31, 2018 was primarily due to changes in the investment strategy and portfolio management team of the Fund. During 2019, turnover has remained elevated due to a continued repositioning of the Fund.

## Financial Performance

**For a share outstanding throughout each period.**

### Loomis Sayles Investment Grade Bond Fund

	<b>Class C</b>					
	Year Ended December 31, 2020	Year Ended December 31, 2019	Period Ended December 31, 2018*	Year Ended September 30, 2018	Year Ended September 30, 2017	Year Ended September 30, 2016
Net asset value, beginning of the period	\$ 11.20	\$ 10.65	\$ 10.86	\$ 11.19	\$ 11.48	\$ 11.00
<b>Income (loss) from Investment Operations:</b>						
Net investment income <sup>(a)</sup>	0.23	0.26	0.06	0.22	0.27	0.30
Net realized and unrealized gain (loss)	0.93	0.58	(0.16)	(0.28)	0.06	0.47
Total from Investment Operations	1.16	0.84	(0.10)	(0.06)	0.33	0.77
<b>Less Distributions From:</b>						
Net investment income	(0.23)	(0.28)	(0.06)	(0.14)	(0.18)	(0.14)
Net realized capital gains	(0.62)	(0.01)	(0.05)	(0.13)	(0.44)	(0.15)
Total Distributions	(0.85)	(0.29)	(0.11)	(0.27)	(0.62)	(0.29)
Net asset value, end of the period	\$ 11.51	\$ 11.20	\$ 10.65	\$ 10.86	\$ 11.19	\$ 11.48
Total return <sup>(b)</sup>	10.61% <sup>(c)</sup>	7.94% <sup>(c)</sup>	(0.86)% <sup>(c)(d)</sup>	(0.53)% <sup>(c)</sup>	3.12%	7.18%
<b>Ratios to Average Net Assets:</b>						
Net assets, end of the period (000's)	\$ 132,606	\$ 204,395	\$ 366,068	\$ 412,788	\$ 689,798	\$ 1,001,522
Net expenses	1.51% <sup>(e)(f)</sup>	1.52% <sup>(e)(g)</sup>	1.53% <sup>(e)(h)</sup>	1.55% <sup>(e)(i)</sup>	1.57% <sup>(j)</sup>	1.60%
Gross expenses	1.55%	1.56%	1.57% <sup>(h)</sup>	1.57%	1.57%	1.60%
Net investment income	2.01%	2.35%	2.34% <sup>(h)</sup>	1.96%	2.49%	2.74%
Portfolio turnover rate	70% <sup>(k)</sup>	44% <sup>(l)</sup>	39% <sup>(l)</sup>	3%	10%	11%

\* For the three month period ended December 31, 2018 due to change in fiscal year end.

(a) Per share net investment income has been calculated using the average shares outstanding during the period.

(b) A contingent deferred sales charge for Class C shares is not reflected in total return calculations.

(c) Had certain expenses not been waived/reimbursed during the period, total returns would have been lower.

(d) Periods less than one year are not annualized.

(e) The investment adviser agreed to waive its fees and/or reimburse a portion of the Fund's expenses during the period. Without this waiver/reimbursement, expenses would have been higher.

(f) Effective July 1, 2020, the expense limit decreased from 1.51% to 1.50%.

(g) Effective July 1, 2019, the expense limit decreased from 1.53% to 1.51%.

(h) Computed on an annualized basis for periods less than one year.

(i) Effective July 1, 2018, the expense limit decreased to 1.53%.

(j) Effective July 1, 2017, the expense limit decreased to 1.55%.

(k) The variation in the Fund's turnover rate from 2019 to 2020 was primarily due to a significant repositioning of the portfolio as a result of increased market volatility.

(l) The variation in the Fund's turnover rate from the year ended September 30, 2018 to the period ended December 31, 2018 was primarily due to changes in the investment strategy and portfolio management team of the Fund. During 2019, turnover has remained elevated due to a continued repositioning of the Fund.

## Financial Performance

**For a share outstanding throughout each period.**

### Loomis Sayles Investment Grade Bond Fund

	<b>Class N</b>					
	Year Ended December 31, 2020	Year Ended December 31, 2019	Period Ended December 31, 2018*	Year Ended September 30, 2018	Year Ended September 30, 2017	Year Ended September 30, 2016
Net asset value, beginning of the period	\$ 11.33	\$ 10.78	\$ 10.98	\$ 11.30	\$ 11.58	\$ 11.11
<b>Income (loss) from Investment Operations:</b>						
Net investment income <sup>(a)</sup>	0.35	0.38	0.09	0.34	0.39	0.43
Net realized and unrealized gain (loss)	0.94	0.58	(0.15)	(0.28)	0.07	0.47
Total from Investment Operations	1.29	0.96	(0.06)	0.06	0.46	0.90
<b>Less Distributions From:</b>						
Net investment income	(0.35)	(0.40)	(0.09)	(0.25)	(0.30)	(0.28)
Net realized capital gains	(0.62)	(0.01)	(0.05)	(0.13)	(0.44)	(0.15)
Total Distributions	(0.97)	(0.41)	(0.14)	(0.38)	(0.74)	(0.43)
Net asset value, end of the period	\$ 11.65	\$ 11.33	\$ 10.78	\$ 10.98	\$ 11.30	\$ 11.58
Total return	11.74% <sup>(b)</sup>	9.11%	(0.58)% <sup>(c)</sup>	0.50%	4.34%	8.31%
<b>Ratios to Average Net Assets:</b>						
Net assets, end of the period (000's)	\$ 1,188,772	\$ 1,367,172	\$ 1,216,690	\$ 1,251,189	\$ 1,203,169	\$ 47,343
Net expenses	0.46% <sup>(d)(e)</sup>	0.47% <sup>(f)</sup>	0.48% <sup>(g)</sup>	0.47% <sup>(h)</sup>	0.48% <sup>(i)</sup>	0.47%
Gross expenses	0.47%	0.47%	0.48% <sup>(g)</sup>	0.47%	0.48%	0.47%
Net investment income	3.04%	3.40%	3.40% <sup>(g)</sup>	3.05%	3.51%	3.88%
Portfolio turnover rate	70% <sup>(j)</sup>	44% <sup>(k)</sup>	39% <sup>(k)</sup>	3%	10%	11%

\* For the three month period ended December 31, 2018 due to change in fiscal year end.

(a) Per share net investment income has been calculated using the average shares outstanding during the period.

(b) Had certain expenses not been waived/reimbursed during the period, total returns would have been lower.

(c) Periods less than one year are not annualized.

(d) The investment adviser agreed to waive its fees and/or reimburse a portion of the Fund's expenses during the period. Without this waiver/reimbursement, expenses would have been higher.

(e) Effective July 1, 2020, the expense limit decreased from 0.46% to 0.45%.

(f) Effective July 1, 2019, the expense limit decreased from 0.48% to 0.46%.

(g) Computed on an annualized basis for periods less than one year.

(h) Effective July 1, 2018, the expense limit decreased to 0.48%.

(i) Effective July 1, 2017, the expense limit decreased to 0.50%.

(j) The variation in the Fund's turnover rate from 2019 to 2020 was primarily due to a significant repositioning of the portfolio as a result of increased market volatility.

(k) The variation in the Fund's turnover rate from the year ended September 30, 2018 to the period ended December 31, 2018 was primarily due to changes in the investment strategy and portfolio management team of the Fund. During 2019, turnover has remained elevated due to a continued repositioning of the Fund.

## Financial Performance

**For a share outstanding throughout each period.**

### Loomis Sayles Investment Grade Bond Fund

	<b>Class Y</b>					
	Year Ended December 31, 2020	Year Ended December 31, 2019	Period Ended December 31, 2018*	Year Ended September 30, 2018	Year Ended September 30, 2017	Year Ended September 30, 2016
Net asset value, beginning of the period	\$ 11.34	\$ 10.78	\$ 10.99	\$ 11.31	\$ 11.59	\$ 11.11
<b>Income (loss) from Investment Operations:</b>						
Net investment income <sup>(a)</sup>	0.35	0.37	0.09	0.33	0.39	0.42
Net realized and unrealized gain (loss)	0.94	0.59	(0.16)	(0.28)	0.06	0.47
Total from Investment Operations	1.29	0.96	(0.07)	0.05	0.45	0.89
<b>Less Distributions From:</b>						
Net investment income	(0.35)	(0.39)	(0.09)	(0.24)	(0.29)	(0.26)
Net realized capital gains	(0.62)	(0.01)	(0.05)	(0.13)	(0.44)	(0.15)
Total Distributions	(0.97)	(0.40)	(0.14)	(0.37)	(0.73)	(0.41)
Net asset value, end of the period	\$ 11.66	\$ 11.34	\$ 10.78	\$ 10.99	\$ 11.31	\$ 11.59
Total return	11.68% <sup>(b)</sup>	9.04% <sup>(b)</sup>	(0.59)% <sup>(b)(c)</sup>	0.43% <sup>(b)</sup>	4.24%	8.25%
<b>Ratios to Average Net Assets:</b>						
Net assets, end of the period (000's)	\$ 3,704,948	\$ 3,118,505	\$ 2,912,537	\$ 3,001,906	\$ 3,453,137	\$ 4,571,167
Net expenses	0.51% <sup>(d)(e)</sup>	0.52% <sup>(d)(f)</sup>	0.53% <sup>(d)(g)</sup>	0.55% <sup>(d)(h)</sup>	0.57% <sup>(i)</sup>	0.60%
Gross expenses	0.55%	0.56%	0.57% <sup>(g)</sup>	0.57%	0.57%	0.60%
Net investment income	2.98%	3.35%	3.35% <sup>(g)</sup>	2.98%	3.48%	3.74%
Portfolio turnover rate	70% <sup>(j)</sup>	44% <sup>(k)</sup>	39% <sup>(k)</sup>	3%	10%	11%

\* For the three month period ended December 31, 2018 due to change in fiscal year end.

(a) Per share net investment income has been calculated using the average shares outstanding during the period.

(b) Had certain expenses not been waived/reimbursed during the period, total returns would have been lower.

(c) Periods less than one year are not annualized.

(d) The investment adviser agreed to waive its fees and/or reimburse a portion of the Fund's expenses during the period. Without this waiver/reimbursement, expenses would have been higher.

(e) Effective July 1, 2020, the expense limit decreased from 0.51% to 0.50%.

(f) Effective July 1, 2019, the expense limit decreased from 0.53% to 0.51%.

(g) Computed on an annualized basis for periods less than one year.

(h) Effective July 1, 2018, the expense limit decreased to 0.53%.

(i) Effective July 1, 2017, the expense limit decreased to 0.55%.

(j) The variation in the Fund's turnover rate from 2019 to 2020 was primarily due to a significant repositioning of the portfolio as a result of increased market volatility.

(k) The variation in the Fund's turnover rate from the year ended September 30, 2018 to the period ended December 31, 2018 was primarily due to changes in the investment strategy and portfolio management team of the Fund. During 2019, turnover has remained elevated due to a continued repositioning of the Fund.

## Financial Performance

**For a share outstanding throughout each period.**

### Loomis Sayles Investment Grade Bond Fund

	Admin Class					
	Year Ended December 31, 2020	Year Ended December 31, 2019	Year Ended December 31, 2018*	Year Ended September 30, 2018	Year Ended September 30, 2017	Year Ended September 30, 2016
Net asset value, beginning of the period	\$ 11.30	\$ 10.75	\$ 10.95	\$ 11.28	\$ 11.56	\$ 11.08
<b>Income (loss) from Investment Operations:</b>						
Net investment income <sup>(a)</sup>	0.29	0.32	0.08	0.28	0.34	0.37
Net realized and unrealized gain (loss)	0.94	0.58	(0.15)	(0.28)	0.06	0.47
Total from Investment Operations	1.23	0.90	(0.07)	0.00 <sup>(b)</sup>	0.40	0.84
<b>Less Distributions From:</b>						
Net investment income	(0.29)	(0.34)	(0.08)	(0.20)	(0.24)	(0.21)
Net realized capital gains	(0.62)	(0.01)	(0.05)	(0.13)	(0.44)	(0.15)
Total Distributions	(0.91)	(0.35)	(0.13)	(0.33)	(0.68)	(0.36)
Net asset value, end of the period	\$ 11.62	\$ 11.30	\$ 10.75	\$ 10.95	\$ 11.28	\$ 11.56
Total return	11.17% <sup>(c)</sup>	8.43% <sup>(c)</sup>	(0.63)% <sup>(c)(d)</sup>	(0.07)% <sup>(c)</sup>	3.76% <sup>(c)</sup>	7.73%
<b>Ratios to Average Net Assets:</b>						
Net assets, end of the period (000's)	\$ 125,460	\$ 111,439	\$ 111,864	\$ 115,301	\$ 25,521	\$ 35,294
Net expenses	1.01% <sup>(e)(f)</sup>	1.02% <sup>(e)(g)</sup>	1.03% <sup>(e)(h)</sup>	1.02% <sup>(e)(i)(j)</sup>	1.02% <sup>(e)(k)(l)</sup>	1.07% <sup>(m)</sup>
Gross expenses	1.05%	1.06%	1.07% <sup>(h)</sup>	1.05% <sup>(j)</sup>	1.03% <sup>(k)</sup>	1.07% <sup>(m)</sup>
Net investment income	2.48%	2.85%	2.85% <sup>(h)</sup>	2.56%	3.03%	3.27%
Portfolio turnover rate	70% <sup>(n)</sup>	44% <sup>(o)</sup>	39% <sup>(o)</sup>	3%	10%	11%

\* For the three month period ended December 31, 2018 due to change in fiscal year end.

(a) Per share net investment income has been calculated using the average shares outstanding during the period.

(b) Amount rounds to less than \$0.01 per share.

(c) Had certain expenses not been waived/reimbursed during the period, total returns would have been lower.

(d) Periods less than one year are not annualized.

(e) The investment adviser agreed to waive its fees and/or reimburse a portion of the Fund's expenses during the period. Without this waiver/reimbursement, expenses would have been higher.

(f) Effective July 1, 2020, the expense limit decreased from 1.01% to 1.00%.

(g) Effective July 1, 2019, the expense limit decreased from 1.03% to 1.01%.

(h) Computed on an annualized basis for periods less than one year.

(i) Effective July 1, 2018, the expense limit decreased to 1.03%.

(j) Includes refund of prior year service fee of 0.02%.

(k) Includes refund of prior year service fee of 0.05%.

(l) Effective July 1, 2017, the expense limit decreased to 1.05%.

(m) Includes refund of prior year service fee of 0.03%.

(n) The variation in the Fund's turnover rate from 2019 to 2020 was primarily due to a significant repositioning of the portfolio as a result of increased market volatility.

(o) The variation in the Fund's turnover rate from the year ended September 30, 2018 to the period ended December 31, 2018 was primarily due to changes in the investment strategy and portfolio management team of the Fund. During 2019, turnover has remained elevated due to a continued repositioning of the Fund.

## Financial Performance

**For a share outstanding throughout each period.**

### Loomis Sayles Strategic Alpha Fund

	<b>Class A</b>				
	Year Ended December 31, 2020	Year Ended December 31, 2019	Year Ended December 31, 2018	Year Ended December 31, 2017	Year Ended December 31, 2016
Net asset value, beginning of the period	\$ 9.69	\$ 9.62	\$ 9.92	\$ 9.86	\$ 9.45
<b>Income (loss) from Investment Operations:</b>					
Net investment income <sup>(a)</sup>	0.28	0.30	0.33	0.32	0.30
Net realized and unrealized gain (loss)	0.67	0.04	(0.30)	(0.01)	0.31
Total from Investment Operations	0.95	0.34	0.03	0.31	0.61
<b>Less Distributions From:</b>					
Net investment income	(0.21)	(0.27)	(0.33)	(0.25)	(0.20)
Net asset value, end of the period	\$ 10.43	\$ 9.69	\$ 9.62	\$ 9.92	\$ 9.86
Total return <sup>(b)</sup>	9.97%	3.58%	0.39%	3.22% <sup>(c)</sup>	6.57%
<b>Ratios to Average Net Assets:</b>					
Net assets, end of the period (000's)	\$ 36,067	\$ 48,815	\$ 36,528	\$ 28,020	\$ 67,746
Net expenses	0.99%	0.99%	1.00% <sup>(d)</sup>	1.05% <sup>(e)(f)</sup>	1.10%
Gross expenses	0.99%	0.99%	1.00% <sup>(d)</sup>	1.06%	1.10%
Net investment income	2.81%	3.10%	3.29%	3.26%	3.14%
Portfolio turnover rate	498%	414% <sup>(g)</sup>	379% <sup>(g)</sup>	178% <sup>(h)</sup>	72%

(a) Per share net investment income has been calculated using the average shares outstanding during the period.

(b) A sales charge for Class A shares is not reflected in total return calculations.

(c) Had certain expenses not been waived/reimbursed during the period, total returns would have been lower.

(d) Includes fee/expense recovery of less than 0.01%.

(e) The investment adviser agreed to waive its fees and/or reimburse a portion of the Fund's expenses during the period. Without this waiver/reimbursement, expenses would have been higher.

(f) Effective July 1, 2017, the expense limit decreased from 1.30% to 1.00%.

(g) The variation in the Fund's turnover rate from 2017 to 2018 was primarily due to a repositioning of the portfolio. During 2019, turnover has remained elevated due to a larger volume of short duration securities held by the Fund.

(h) The variation in the Fund's turnover rate from 2016 to 2017 was primarily due to a repositioning of the portfolio.

## Financial Performance

**For a share outstanding throughout each period.**

### Loomis Sayles Strategic Alpha Fund

	<b>Class C</b>				
	Year Ended December 31, 2020	Year Ended December 31, 2019	Year Ended December 31, 2018	Year Ended December 31, 2017	Year Ended December 31, 2016
Net asset value, beginning of the period	\$ 9.66	\$ 9.58	\$ 9.88	\$ 9.82	\$ 9.42
<b>Income (loss) from Investment Operations:</b>					
Net investment income <sup>(a)</sup>	0.21	0.23	0.26	0.25	0.23
Net realized and unrealized gain (loss)	0.66	0.04	(0.31)	0.00 <sup>(b)(c)</sup>	0.30
Total from Investment Operations	0.87	0.27	(0.05)	0.25	0.53
<b>Less Distributions From:</b>					
Net investment income	(0.13)	(0.19)	(0.25)	(0.19)	(0.13)
Net asset value, end of the period	\$ 10.40	\$ 9.66	\$ 9.58	\$ 9.88	\$ 9.82
Total return <sup>(d)</sup>	9.12%	2.87% <sup>(e)</sup>	(0.42)%	2.53%	5.70%
<b>Ratios to Average Net Assets:</b>					
Net assets, end of the period (000's)	\$ 8,962	\$ 16,337	\$ 26,883	\$ 33,759	\$ 45,674
Net expenses	1.74%	1.73% <sup>(f)</sup>	1.75% <sup>(g)</sup>	1.81% <sup>(h)</sup>	1.85%
Gross expenses	1.74%	1.74%	1.75% <sup>(g)</sup>	1.81%	1.85%
Net investment income	2.14%	2.33%	2.61%	2.52%	2.40%
Portfolio turnover rate	498%	414% <sup>(i)</sup>	379% <sup>(i)</sup>	178% <sup>(i)</sup>	72%

(a) Per share net investment income has been calculated using the average shares outstanding during the period.

(b) The amount shown for a share outstanding does not correspond with the aggregate realized and unrealized gain (loss) on investments for the period due to the timing of sales and redemptions of fund shares in relation to fluctuating market values of investments of the Fund.

(c) Amount rounds to less than \$0.01 per share.

(d) A contingent deferred sales charge for Class C shares is not reflected in total return calculations.

(e) Had certain expenses not been waived/reimbursed during the period, total returns would have been lower.

(f) The administrator agreed to waive its fees and/or reimburse a portion of the Fund's expenses during the period. Without this waiver/reimbursement, expenses would have been higher.

(g) Includes fee/expense recovery of less than 0.01%.

(h) Effective July 1, 2017, the expense limit decreased from 2.05% to 1.75%.

(i) The variation in the Fund's turnover rate from 2017 to 2018 was primarily due to a repositioning of the portfolio. During 2019, turnover has remained elevated due to a larger volume of short duration securities held by the Fund.

(j) The variation in the Fund's turnover rate from 2016 to 2017 was primarily due to a repositioning of the portfolio.

## Financial Performance

**For a share outstanding throughout each period.**

### Loomis Sayles Strategic Alpha Fund

	<b>Class N</b>			
	Year Ended December 31, 2020	Year Ended December 31, 2019	Year Ended December 31, 2018	Period Ended December 31, 2017*
Net asset value, beginning of the period	\$ 9.67	\$ 9.60	\$ 9.90	\$ 9.90
<b>Income (loss) from Investment Operations:</b>				
Net investment income <sup>(a)</sup>	0.31	0.33	0.34	0.25
Net realized and unrealized gain (loss)	0.67	0.04	(0.28)	(0.04)
Total from Investment Operations	0.98	0.37	0.06	0.21
<b>Less Distributions From:</b>				
Net investment income	(0.24)	(0.30)	(0.36)	(0.21)
Net asset value, end of the period	\$ 10.41	\$ 9.67	\$ 9.60	\$ 9.90
Total return	10.36%	3.92%	0.68%	2.11% <sup>(b)(c)</sup>
<b>Ratios to Average Net Assets:</b>				
Net assets, end of the period (000's)	\$ 527,494	\$ 297,300	\$ 255,226	\$ 59,282
Net expenses	0.68%	0.67%	0.70% <sup>(d)</sup>	0.70% <sup>(e)(f)(g)</sup>
Gross expenses	0.68%	0.67%	0.70% <sup>(d)</sup>	0.72% <sup>(e)</sup>
Net investment income	3.13%	3.39%	3.44%	3.83% <sup>(e)</sup>
Portfolio turnover rate	498%	414% <sup>(h)</sup>	379% <sup>(h)</sup>	178% <sup>(i)</sup>

\* From commencement of Class operations on May 1, 2017 through December 31, 2017.

(a) Per share net investment income has been calculated using the average shares outstanding during the period.

(b) Periods less than one year are not annualized.

(c) Had certain expenses not been waived/reimbursed during the period, total returns would have been lower.

(d) Includes fee/expense recovery of 0.01%.

(e) Computed on an annualized basis for periods less than one year.

(f) The investment adviser agreed to waive its fees and/or reimburse a portion of the Fund's expenses during the period. Without this waiver/reimbursement, expenses would have been higher.

(g) Effective July 1, 2017, the expense limit decreased from 1.00% to 0.70%.

(h) The variation in the Fund's turnover rate from 2017 to 2018 was primarily due to a repositioning of the portfolio. During 2019, turnover has remained elevated due to a larger volume of short duration securities held by the Fund.

(i) Represents the Fund's portfolio turnover rate for the year ended December 31, 2017.



## Financial Performance

**For a share outstanding throughout each period.**

**Loomis Sayles Strategic Alpha Fund**

	<b>Class Y</b>				
	Year Ended December 31, 2020	Year Ended December 31, 2019	Year Ended December 31, 2018	Year Ended December 31, 2017	Year Ended December 31, 2016
Net asset value, beginning of the period	\$ 9.67	\$ 9.59	\$ 9.90	\$ 9.85	\$ 9.44
<b>Income (loss) from Investment Operations:</b>					
Net investment income <sup>(a)</sup>	0.30	0.32	0.35	0.35	0.32
Net realized and unrealized gain (loss)	0.68	0.06	(0.31)	(0.01)	0.32
Total from Investment Operations	0.98	0.38	0.04	0.34	0.64
<b>Less Distributions From:</b>					
Net investment income	(0.24)	(0.30)	(0.35)	(0.29)	(0.23)
Net asset value, end of the period	\$ 10.41	\$ 9.67	\$ 9.59	\$ 9.90	\$ 9.85
Total return	10.19%	3.96%	0.53%	3.48% <sup>(b)</sup>	6.86%
<b>Ratios to Average Net Assets:</b>					
Net assets, end of the period (000's)	\$ 742,493	\$ 938,271	\$ 1,186,322	\$ 1,031,537	\$ 1,083,527
Net expenses	0.74%	0.74%	0.75% <sup>(c)</sup>	0.80% <sup>(d)(e)</sup>	0.85%
Gross expenses	0.74%	0.74%	0.75% <sup>(c)</sup>	0.81%	0.85%
Net investment income	3.05%	3.33%	3.51%	3.53%	3.39%
Portfolio turnover rate	498%	414% <sup>(f)</sup>	379% <sup>(f)</sup>	178% <sup>(g)</sup>	72%

(a) Per share net investment income has been calculated using the average shares outstanding during the period.

(b) Had certain expenses not been waived/reimbursed during the period, total returns would have been lower.

(c) Includes fee/expense recovery of less than 0.01%.

(d) The investment adviser agreed to waive its fees and/or reimburse a portion of the Fund's expenses during the period. Without this waiver/reimbursement, expenses would have been higher.

(e) Effective July 1, 2017, the expense limit decreased from 1.05% to 0.75%.

(f) The variation in the Fund's turnover rate from 2017 to 2018 was primarily due to a repositioning of the portfolio. During 2019, turnover has remained elevated due to a larger volume of short duration securities held by the Fund.

(g) The variation in the Fund's turnover rate from 2016 to 2017 was primarily due to a repositioning of the portfolio.

## Financial Performance

**For a share outstanding throughout each period.**

### Loomis Sayles Strategic Income Fund

	<b>Class A</b>					
	Period Ended December 31, 2020*	Year Ended September 30, 2020	Year Ended September 30, 2019	Year Ended September 30, 2018	Year Ended September 30, 2017	Year Ended September 30, 2016
Net asset value, beginning of the period	\$ 13.58	\$ 14.25	\$ 14.39	\$ 14.84	\$ 14.70	\$ 14.70
<b>Income (loss) from Investment Operations:</b>						
Net investment income <sup>(a)</sup>	0.10	0.47	0.57	0.52	0.56	0.57
Net realized and unrealized gain (loss)	0.63	(0.66)	(0.16)	(0.33)	0.42	0.61
Total from Investment Operations	0.73	(0.19)	0.41	0.19	0.98	1.18
<b>Less Distributions From:</b>						
Net investment income	(0.16)	(0.45)	(0.48)	(0.57)	(0.52)	(0.36)
Net realized capital gains	(0.12)	(0.03)	(0.07)	(0.07)	(0.32)	(0.82)
Total Distributions	(0.28)	(0.48)	(0.55)	(0.64)	(0.84)	(1.18)
Net asset value, end of the period	\$ 14.03	\$ 13.58	\$ 14.25	\$ 14.39	\$ 14.84	\$ 14.70
Total return <sup>(b)</sup>	5.37% <sup>(c)</sup>	(1.39)%	3.02%	1.34%	7.01%	8.72%
<b>Ratios to Average Net Assets:</b>						
Net assets, end of the period (000's)	\$ 1,682,562	\$ 1,683,547	\$ 1,835,813	\$ 1,986,300	\$ 1,999,385	\$ 2,514,770
Net expenses	0.97% <sup>(d)</sup>	0.97% <sup>(e)</sup>	0.96%	0.96%	0.96%	0.96%
Gross expenses	0.97% <sup>(d)</sup>	0.97%	0.96%	0.96%	0.96%	0.96%
Net investment income	2.78% <sup>(d)</sup>	3.42%	4.03%	3.57%	3.82%	4.01%
Portfolio turnover rate	30% <sup>(f)</sup>	30%	13%	6%	11%	17%

\* For the three month period ended December 31, 2020.

(a) Per share net investment income has been calculated using the average shares outstanding during the period.

(b) A sales charge for Class A shares is not reflected in total return calculations.

(c) Periods less than one year are not annualized.

(d) Computed on an annualized basis for periods less than one year.

(e) Effective July 1, 2020, the expense limit decreased from 1.25% to 1.00%.

(f) The variation in the Fund's turnover rate, if annualized, from the year ended September 30, 2020 to the period ended December 31, 2020 was primarily due to the disposition and realignment of certain foreign currency-denominated positions.

## Financial Performance

**For a share outstanding throughout each period.**

### Loomis Sayles Strategic Income Fund

	<b>Class C</b>					
	Period Ended December 31, 2020*	Year Ended September 30, 2020	Year Ended September 30, 2019	Year Ended September 30, 2018	Year Ended September 30, 2017	Year Ended September 30, 2016
Net asset value, beginning of the period	\$ 13.72	\$ 14.39	\$ 14.52	\$ 14.97	\$ 14.81	\$ 14.80
<b>Income (loss) from Investment Operations:</b>						
Net investment income <sup>(a)</sup>	0.07	0.38	0.47	0.41	0.45	0.47
Net realized and unrealized gain (loss)	0.64	(0.68)	(0.16)	(0.33)	0.44	0.61
Total from Investment Operations	0.71	(0.30)	0.31	0.08	0.89	1.08
<b>Less Distributions From:</b>						
Net investment income	(0.13)	(0.34)	(0.37)	(0.46)	(0.41)	(0.25)
Net realized capital gains	(0.12)	(0.03)	(0.07)	(0.07)	(0.32)	(0.82)
Total Distributions	(0.25)	(0.37)	(0.44)	(0.53)	(0.73)	(1.07)
Net asset value, end of the period	\$ 14.18	\$ 13.72	\$ 14.39	\$ 14.52	\$ 14.97	\$ 14.81
Total return <sup>(b)</sup>	5.17% <sup>(c)</sup>	(2.18)%	2.27%	0.60%	6.20%	7.91%
<b>Ratios to Average Net Assets:</b>						
Net assets, end of the period (000's)	\$ 259,780	\$ 277,896	\$ 676,602	\$ 1,153,853	\$ 2,248,939	\$ 3,433,204
Net expenses	1.72% <sup>(d)</sup>	1.72% <sup>(e)</sup>	1.71%	1.71%	1.71%	1.71%
Gross expenses	1.72% <sup>(d)</sup>	1.72%	1.71%	1.71%	1.71%	1.71%
Net investment income	2.04% <sup>(d)</sup>	2.75%	3.30%	2.79%	3.08%	3.26%
Portfolio turnover rate	30% <sup>(f)</sup>	30%	13%	6%	11%	17%

\* For the three month period ended December 31, 2020.

(a) Per share net investment income has been calculated using the average shares outstanding during the period.

(b) A contingent deferred sales charge for Class C shares is not reflected in total return calculations.

(c) Periods less than one year are not annualized.

(d) Computed on an annualized basis for periods less than one year.

(e) Effective July 1, 2020, the expense limit decreased from 2.00% to 1.75%.

(f) The variation in the Fund's turnover rate from the year ended September 30, 2020 to the period ended December 31, 2020 was primarily due to trading activities to realize foreign currency losses on non-USD denominated bonds.

## Financial Performance

**For a share outstanding throughout each period.**

### Loomis Sayles Strategic Income Fund

	<b>Class N</b>					
	Period Ended December 31, 2020*	Year Ended September 30, 2020	Year Ended September 30, 2019	Year Ended September 30, 2018	Year Ended September 30, 2017	Year Ended September 30, 2016
Net asset value, beginning of the period	\$ 13.57	\$ 14.24	\$ 14.38	\$ 14.83	\$ 14.69	\$ 14.69
<b>Income (loss) from Investment Operations:</b>						
Net investment income <sup>(a)</sup>	0.11	0.52	0.61	0.56	0.60	0.61
Net realized and unrealized gain (loss)	0.62	(0.66)	(0.16)	(0.32)	0.43	0.62
Total from Investment Operations	0.73	(0.14)	0.45	0.24	1.03	1.23
<b>Less Distributions From:</b>						
Net investment income	(0.17)	(0.50)	(0.52)	(0.62)	(0.57)	(0.41)
Net realized capital gains	(0.12)	(0.03)	(0.07)	(0.07)	(0.32)	(0.82)
Total Distributions	(0.29)	(0.53)	(0.59)	(0.69)	(0.89)	(1.23)
Net asset value, end of the period	\$ 14.01	\$ 13.57	\$ 14.24	\$ 14.38	\$ 14.83	\$ 14.69
Total return	5.39% <sup>(b)</sup>	(1.06)%	3.37%	1.67%	7.38%	9.09%
<b>Ratios to Average Net Assets:</b>						
Net assets, end of the period (000's)	\$ 247,697	\$ 212,804	\$ 202,989	\$ 176,456	\$ 141,695	\$ 130,637
Net expenses	0.65% <sup>(c)</sup>	0.64% <sup>(d)</sup>	0.63%	0.63%	0.63%	0.63%
Gross expenses	0.65% <sup>(c)</sup>	0.64%	0.63%	0.63%	0.63%	0.63%
Net investment income	3.13% <sup>(c)</sup>	3.77%	4.36%	3.91%	4.13%	4.34%
Portfolio turnover rate	30% <sup>(e)</sup>	30%	13%	6%	11%	17%

\* For the three month period ended December 31, 2020.

(a) Per share net investment income has been calculated using the average shares outstanding during the period.

(b) Periods less than one year are not annualized.

(c) Computed on an annualized basis for periods less than one year.

(d) Effective July 1, 2020, the expense limit decreased from 0.95% to 0.70%.

(e) The variation in the Fund's turnover rate, if annualized, from the year ended September 30, 2020 to the period ended December 31, 2020 was primarily due to the disposition and realignment of certain foreign currency-denominated positions.

## Financial Performance

**For a share outstanding throughout each period.**

### Loomis Sayles Strategic Income Fund

	<b>Class Y</b>					
	Period Ended December 31, 2020*	Year Ended September 30, 2020	Year Ended September 30, 2019	Year Ended September 30, 2018	Year Ended September 30, 2017	Year Ended September 30, 2016
Net asset value, beginning of the period	\$ 13.56	\$ 14.23	\$ 14.38	\$ 14.83	\$ 14.69	\$ 14.69
<b>Income (loss) from Investment Operations:</b>						
Net investment income <sup>(a)</sup>	0.11	0.51	0.60	0.55	0.59	0.61
Net realized and unrealized gain (loss)	0.62	(0.66)	(0.17)	(0.32)	0.43	0.61
Total from Investment Operations	0.73	(0.15)	0.43	0.23	1.02	1.22
<b>Less Distributions From:</b>						
Net investment income	(0.16)	(0.49)	(0.51)	(0.61)	(0.56)	(0.40)
Net realized capital gains	(0.12)	(0.03)	(0.07)	(0.07)	(0.32)	(0.82)
Total Distributions	(0.28)	(0.52)	(0.58)	(0.68)	(0.88)	(1.22)
Net asset value, end of the period	\$ 14.01	\$ 13.56	\$ 14.23	\$ 14.38	\$ 14.83	\$ 14.69
Total return	5.44% <sup>(b)</sup>	(1.14)%	3.22%	1.66%	7.22%	9.00%
<b>Ratios to Average Net Assets:</b>						
Net assets, end of the period (000's)	\$ 3,693,954	\$ 3,774,113	\$ 4,316,010	\$ 5,118,016	\$ 5,702,607	\$ 5,350,759
Net expenses	0.72% <sup>(c)</sup>	0.72% <sup>(d)</sup>	0.71%	0.71%	0.71%	0.71%
Gross expenses	0.72% <sup>(c)</sup>	0.72%	0.71%	0.71%	0.71%	0.71%
Net investment income	3.03% <sup>(c)</sup>	3.68%	4.28%	3.82%	4.04%	4.26%
Portfolio turnover rate	30% <sup>(e)</sup>	30%	13%	6%	11%	17%

\* For the three month period ended December 31, 2020.

(a) Per share net investment income has been calculated using the average shares outstanding during the period.

(b) Periods less than one year are not annualized.

(c) Computed on an annualized basis for periods less than one year.

(d) Effective July 1, 2020, the expense limit decreased from 1.00% to 0.75%.

(e) The variation in the Fund's turnover rate, if annualized, from the year ended September 30, 2020 to the period ended December 31, 2020 was primarily due to the disposition and realignment of certain foreign currency-denominated positions.

## Financial Performance

**For a share outstanding throughout each period.**

### Loomis Sayles Strategic Income Fund

	<b>Admin Class</b>					
	Period Ended December 31, 2020*	Year Ended September 30, 2020	Year Ended September 30, 2019	Year Ended September 30, 2018	Year Ended September 30, 2017	Year Ended September 30, 2016
Net asset value, beginning of the period	\$ 13.53	\$ 14.20	\$ 14.34	\$ 14.79	\$ 14.65	\$ 14.66
<b>Income (loss) from Investment Operations:</b>						
Net investment income <sup>(a)</sup>	0.09	0.44	0.53	0.48	0.52	0.53
Net realized and unrealized gain (loss)	0.62	(0.66)	(0.16)	(0.33)	0.43	0.61
Total from Investment Operations	0.71	(0.22)	0.37	0.15	0.95	1.14
<b>Less Distributions From:</b>						
Net investment income	(0.15)	(0.42)	(0.44)	(0.53)	(0.49)	(0.33)
Net realized capital gains	(0.12)	(0.03)	(0.07)	(0.07)	(0.32)	(0.82)
Total Distributions	(0.27)	(0.45)	(0.51)	(0.60)	(0.81)	(1.15)
Net asset value, end of the period	\$ 13.97	\$ 13.53	\$ 14.20	\$ 14.34	\$ 14.79	\$ 14.65
Total return	5.24% <sup>(b)</sup>	(1.64)%	2.78%	1.09%	6.79%	8.42%
<b>Ratios to Average Net Assets:</b>						
Net assets, end of the period (000's)	\$ 105,172	\$ 103,197	\$ 121,903	\$ 133,220	\$ 142,871	\$ 143,275
Net expenses	1.22% <sup>(c)</sup>	1.22% <sup>(d)</sup>	1.20% <sup>(e)</sup>	1.20% <sup>(e)</sup>	1.19% <sup>(f)</sup>	1.20% <sup>(e)</sup>
Gross expenses	1.22% <sup>(c)</sup>	1.22%	1.20% <sup>(e)</sup>	1.20% <sup>(e)</sup>	1.19% <sup>(f)</sup>	1.20% <sup>(e)</sup>
Net investment income	2.53% <sup>(c)</sup>	3.19%	3.80%	3.33%	3.57%	3.76%
Portfolio turnover rate	30% <sup>(g)</sup>	30%	13%	6%	11%	17%

\* For the three month period ended December 31, 2020.

(a) Per share net investment income has been calculated using the average shares outstanding during the period.

(b) Periods less than one year are not annualized.

(c) Computed on an annualized basis for periods less than one year.

(d) Effective July 1, 2020, the expense limit decreased from 1.50% to 1.25%.

(e) Includes refund of prior year service fee of 0.01%.

(f) Includes refund of prior year service fee of 0.02%.

(g) The variation in the Fund's turnover rate, if annualized, from the year ended September 30, 2020 to the period ended December 31, 2020 was primarily due to the disposition and realignment of certain foreign currency-denominated positions.

## Financial Performance

**For a share outstanding throughout each period.**

### Natixis Oakmark Fund

	<b>Class A</b>				
	Year Ended December 31, 2020	Year Ended December 31, 2019	Year Ended December 31, 2018	Year Ended December 31, 2017	Year Ended December 31, 2016
Net asset value, beginning of the period	\$ 22.45	\$ 19.44	\$ 24.72	\$ 21.37	\$ 18.79
<b>Income (loss) from Investment Operations:</b>					
Net investment income <sup>(a)</sup>	0.11 <sup>(b)</sup>	0.18 <sup>(c)</sup>	0.10	0.11	0.16
Net realized and unrealized gain (loss)	2.78	4.93	(3.28)	4.28	3.20
Total from Investment Operations	2.89	5.11	(3.18)	4.39	3.36
<b>Less Distributions From:</b>					
Net investment income	(0.12)	(0.21)	(0.08)	(0.10)	(0.16)
Net realized capital gains	(2.02)	(1.89)	(2.02)	(0.94)	(0.62)
Total Distributions	(2.14)	(2.10)	(2.10)	(1.04)	(0.78)
Net asset value, end of the period	\$ 23.20	\$ 22.45	\$ 19.44	\$ 24.72	\$ 21.37
Total return <sup>(d)</sup>	13.01% <sup>(b)</sup>	26.77% <sup>(c)</sup>	(13.01)%	20.75%	18.37%
<b>Ratios to Average Net Assets:</b>					
Net assets, end of the period (000's)	\$ 170,702	\$ 181,417	\$ 164,748	\$ 203,792	\$ 173,036
Net expenses	1.20% <sup>(e)</sup>	1.17%	1.13%	1.18%	1.18%
Gross expenses	1.20% <sup>(e)</sup>	1.17%	1.13%	1.18%	1.18%
Net investment income	0.53% <sup>(b)</sup>	0.85% <sup>(c)</sup>	0.41%	0.48%	0.82%
Portfolio turnover rate	22%	15%	39%	16%	16%

(a) Per share net investment income has been calculated using the average shares outstanding during the period.

(b) Includes a non-recurring dividend. Without this dividend, net investment income per share would have been \$0.05, total return would have been 12.72% and the ratio of net investment income to average net assets would have been 0.27%.

(c) Includes a non-recurring dividend. Without this dividend, net investment income per share would have been \$0.13, total return would have been 26.50% and the ratio of net investment income to average net assets would have been 0.62%.

(d) A sales charge for Class A shares is not reflected in total return calculations.

(e) Includes refund of prior year service fee of 0.01%.

## Financial Performance

**For a share outstanding throughout each period.**

### Natixis Oakmark Fund

	<b>Class C</b>				
	Year Ended December 31, 2020	Year Ended December 31, 2019	Year Ended December 31, 2018	Year Ended December 31, 2017	Year Ended December 31, 2016
Net asset value, beginning of the period	\$ 18.92	\$ 16.66	\$ 21.58	\$ 18.83	\$ 16.65
<b>Income (loss) from Investment Operations:</b>					
Net investment income (loss) <sup>(a)</sup>	(0.04) <sup>(b)</sup>	0.02 <sup>(c)</sup>	(0.07)	(0.05)	0.01
Net realized and unrealized gain (loss)	2.31	4.20	(2.83)	3.74	2.80
Total from Investment Operations	2.27	4.22	(2.90)	3.69	2.81
<b>Less Distributions From:</b>					
Net investment income	-	(0.07)	-	(0.00) <sup>(d)</sup>	(0.01)
Net realized capital gains	(2.02)	(1.89)	(2.02)	(0.94)	(0.62)
Total Distributions	(2.02)	(1.96)	(2.02)	(0.94)	(0.63)
Net asset value, end of the period	\$ 19.17	\$ 18.92	\$ 16.66	\$ 21.58	\$ 18.83
Total return <sup>(e)</sup>	12.15% <sup>(b)</sup>	25.82% <sup>(c)</sup>	(13.63)%	19.85%	17.45%
<b>Ratios to Average Net Assets:</b>					
Net assets, end of the period (000's)	\$ 35,940	\$ 54,384	\$ 53,606	\$ 62,272	\$ 55,910
Net expenses	1.95%	1.92%	1.88%	1.93%	1.93%
Gross expenses	1.95%	1.92%	1.88%	1.93%	1.93%
Net investment income (loss)	(0.23)% <sup>(b)</sup>	0.12% <sup>(c)</sup>	(0.33)%	(0.27)%	0.09%
Portfolio turnover rate	22%	15%	39%	16%	16%

(a) Per share net investment income (loss) has been calculated using the average shares outstanding during the period.

(b) Includes a non-recurring dividend. Without this dividend, net investment loss per share would have been \$(0.08), total return would have been 11.85% and the ratio of net investment loss to average net assets would have been (0.46%).

(c) Includes a non-recurring dividend. Without this dividend, net investment loss per share would have been \$(0.02), total return would have been 25.50% and the ratio of net investment loss to average net assets would have been (0.12)%.

(d) Amount rounds to less than \$0.01 per share.

(e) A contingent deferred sales charge for Class C shares is not reflected in total return calculations.



## Financial Performance

**For a share outstanding throughout each period.**

### Natixis Oakmark Fund

	<b>Class N</b>			
	Year Ended December 31, 2020	Year Ended December 31, 2019	Year Ended December 31, 2018	Period Ended December 31, 2017*
Net asset value, beginning of the period	\$ 23.78	\$ 20.49	\$ 25.91	\$ 23.13
<b>Income (loss) from Investment Operations:</b>				
Net investment income <sup>(a)</sup>	0.18 <sup>(b)</sup>	0.22 <sup>(c)</sup>	0.22	0.14
Net realized and unrealized gain (loss)	2.98	5.25	(3.45)	3.44
Total from Investment Operations	3.16	5.47	(3.23)	3.58
<b>Less Distributions From:</b>				
Net investment income	(0.20)	(0.29)	(0.17)	(0.17)
Net realized capital gains	(2.02)	(1.89)	(2.02)	(0.63)
Total Distributions	(2.22)	(2.18)	(2.19)	(0.80)
Net asset value, end of the period	\$ 24.72	\$ 23.78	\$ 20.49	\$ 25.91
Total return <sup>(d)</sup>	13.41% <sup>(b)</sup>	27.16% <sup>(c)</sup>	(12.60)%	15.46% <sup>(e)</sup>
<b>Ratios to Average Net Assets:</b>				
Net assets, end of the period (000's)	\$ 364	\$ 801	\$ 10	\$ 1
Net expenses <sup>(f)</sup>	0.86%	0.83%	0.75%	0.75% <sup>(g)</sup>
Gross expenses	1.05%	1.25%	3.79%	13.79% <sup>(g)</sup>
Net investment income	0.85% <sup>(b)</sup>	0.93% <sup>(c)</sup>	0.88%	0.84% <sup>(g)</sup>
Portfolio turnover rate	22%	15%	39%	16% <sup>(h)</sup>

\* From commencement of Class operations on May 1, 2017 through December 31, 2017.

(a) Per share net investment income has been calculated using the average shares outstanding during the period.

(b) Includes a non-recurring dividend. Without this dividend, net investment income per share would have been \$0.14, total return would have been 13.13% and the ratio of net investment income to average net assets would have been 0.67%.

(c) Includes a non-recurring dividend. Without this dividend, net investment income per share would have been \$0.22, total return would have been 26.90% and the ratio of net investment income to average net assets would have been 0.92%.

(d) Had certain expenses not been waived/reimbursed during the period, total returns would have been lower.

(e) Periods less than one year are not annualized.

(f) The investment adviser agreed to waive its fees and/or reimburse a portion of the Fund's expenses during the period. Without this waiver/reimbursement, expenses would have been higher.

(g) Computed on an annualized basis for periods less than one year.

(h) Represents the Fund's portfolio turnover rate for the year ended December 31, 2017.

## Financial Performance

**For a share outstanding throughout each period.**

### Natixis Oakmark Fund

	<b>Class Y</b>				
	Year Ended December 31, 2020	Year Ended December 31, 2019	Year Ended December 31, 2018	Year Ended December 31, 2017	Year Ended December 31, 2016
Net asset value, beginning of the period	\$ 23.75	\$ 20.46	\$ 25.90	\$ 22.34	\$ 19.60
<b>Income (loss) from Investment Operations:</b>					
Net investment income <sup>(a)</sup>	0.17 <sup>(b)</sup>	0.27 <sup>(c)</sup>	0.17	0.17	0.21
Net realized and unrealized gain (loss)	2.95	5.17	(3.44)	4.48	3.36
Total from Investment Operations	3.12	5.44	(3.27)	4.65	3.57
<b>Less Distributions From:</b>					
Net investment income	(0.17)	(0.26)	(0.15)	(0.15)	(0.21)
Net realized capital gains	(2.02)	(1.89)	(2.02)	(0.94)	(0.62)
Total Distributions	(2.19)	(2.15)	(2.17)	(1.09)	(0.83)
Net asset value, end of the period	\$ 24.68	\$ 23.75	\$ 20.46	\$ 25.90	\$ 22.34
Total return	13.28% <sup>(b)</sup>	27.06% <sup>(c)(d)</sup>	(12.76)%	21.05%	18.69%
<b>Ratios to Average Net Assets:</b>					
Net assets, end of the period (000's)	\$ 37,595	\$ 46,836	\$ 53,829	\$ 49,955	\$ 26,252
Net expenses	0.95%	0.91% <sup>(e)</sup>	0.88%	0.93%	0.92%
Gross expenses	0.95%	0.92%	0.88%	0.93%	0.92%
Net investment income	0.79% <sup>(b)</sup>	1.16% <sup>(c)</sup>	0.68%	0.71%	1.05%
Portfolio turnover rate	22%	15%	39%	16%	16%

(a) Per share net investment income has been calculated using the average shares outstanding during the period.

(b) Includes a non-recurring dividend. Without this dividend, net investment income per share would have been \$0.12, total return would have been 13.00% and the ratio of net investment income to average net assets would have been 0.55%.

(c) Includes a non-recurring dividend. Without this dividend, net investment income per share would have been \$0.20, total return would have been 26.80% and the ratio of net investment income to average net assets would have been 0.90%.

(d) Had certain expenses not been waived/reimbursed during the period, total returns would have been lower.

(e) The administrator agreed to waive its fees and/or reimburse a portion of the Fund's expenses during the period. Without this waiver/reimbursement, expenses would have been higher.

## Financial Performance

**For a share outstanding throughout each period.**

**Natixis Oakmark International Fund**

	<b>Class A</b>				
	Year Ended December 31, 2020	Year Ended December 31, 2019	Year Ended December 31, 2018	Year Ended December 31, 2017	Year Ended December 31, 2016
Net asset value, beginning of the period	\$ 13.63	\$ 11.29	\$ 15.58	\$ 12.15	\$ 11.47
<b>Income (loss) from Investment Operations:</b>					
Net investment income (loss) <sup>(a)</sup>	(0.00) <sup>(b)</sup>	0.37 <sup>(c)</sup>	0.25	0.18	0.17
Net realized and unrealized gain (loss)	0.55 <sup>(d)</sup>	2.38	(4.02)	3.41	0.76
Total from Investment Operations	0.55	2.75	(3.77)	3.59	0.93
<b>Less Distributions From:</b>					
Net investment income	(0.03)	(0.41)	(0.29)	(0.16)	(0.21)
Net realized capital gains	-	-	(0.23)	-	(0.04)
Total Distributions	(0.03)	(0.41)	(0.52)	(0.16)	(0.25)
Net asset value, end of the period	\$ 14.15	\$ 13.63	\$ 11.29	\$ 15.58	\$ 12.15
Total return <sup>(e)</sup>	4.06% <sup>(f)</sup>	24.35% <sup>(c)</sup>	(24.15)%	29.56%	8.19%
<b>Ratios to Average Net Assets:</b>					
Net assets, end of the period (000's)	\$ 131,630	\$ 172,906	\$ 257,551	\$ 603,988	\$ 533,112
Net expenses	1.29% <sup>(g)(h)</sup>	1.29%	1.31%	1.32%	1.34%
Gross expenses	1.36%	1.29%	1.31%	1.32%	1.34%
Net investment income (loss)	(0.03)%	2.91% <sup>(c)</sup>	1.72%	1.28%	1.54%
Portfolio turnover rate	63%	28%	50%	40%	41%

(a) Per share net investment income (loss) has been calculated using the average shares outstanding during the period.

(b) Amount rounds to less than \$0.01 per share.

(c) Includes non-recurring dividends. Without this dividend, net investment income per share would have been \$0.29, total return would have been 23.55% and the ratio of net investment income to average net assets would have been 2.26%.

(d) The amount shown for a share outstanding does not correspond with the aggregate realized and unrealized gain (loss) on investments for the period due to the timing of sales and redemptions of fund shares in relation to fluctuating market values of investments of the Fund.

(e) A sales charge for Class A shares is not reflected in total return calculations.

(f) Had certain expenses not been waived/reimbursed during the period, total returns would have been lower.

(g) The investment adviser agreed to waive its fees and/or reimburse a portion of the Fund's expenses during the period. Without this waiver/reimbursement, expenses would have been higher.

(h) Effective July 1, 2020, the expense limit decreased from 1.37% to 1.20%.

## Financial Performance

**For a share outstanding throughout each period.**

### Natixis Oakmark International Fund

	<b>Class C</b>				
	Year Ended December 31, 2020	Year Ended December 31, 2019	Year Ended December 31, 2018	Year Ended December 31, 2017	Year Ended December 31, 2016
Net asset value, beginning of the period	\$ 13.41	\$ 11.11	\$ 15.30	\$ 11.96	\$ 11.29
<b>Income (loss) from Investment Operations:</b>					
Net investment income (loss) <sup>(a)</sup>	(0.08)	0.26 <sup>(b)</sup>	0.13	0.06	0.08
Net realized and unrealized gain (loss)	0.52 <sup>(c)</sup>	2.34	(3.92)	3.35	0.74
Total from Investment Operations	0.44	2.60	(3.79)	3.41	0.82
<b>Less Distributions From:</b>					
Net investment income	-	(0.30)	(0.17)	(0.07)	(0.11)
Net realized capital gains	-	-	(0.23)	-	(0.04)
Total Distributions	-	(0.30)	(0.40)	(0.07)	(0.15)
Net asset value, end of the period	\$ 13.85	\$ 13.41	\$ 11.11	\$ 15.30	\$ 11.96
Total return <sup>(d)</sup>	3.28% <sup>(e)</sup>	23.44% <sup>(b)</sup>	(24.74)%	28.55%	7.36%
<b>Ratios to Average Net Assets:</b>					
Net assets, end of the period (000's)	\$ 96,772	\$ 179,533	\$ 212,618	\$ 363,018	\$ 255,249
Net expenses	2.05% <sup>(f)(g)</sup>	2.04%	2.07%	2.07%	2.09%
Gross expenses	2.11%	2.04%	2.07%	2.07%	2.09%
Net investment income (loss)	(0.76)%	2.09% <sup>(b)</sup>	0.94%	0.42%	0.73%
Portfolio turnover rate	63%	28%	50%	40%	41%

(a) Per share net investment income (loss) has been calculated using the average shares outstanding during the period.

(b) Includes non-recurring dividends. Without this dividend, net investment income per share would have been \$0.18, total return would have been 22.63% and the ratio of net investment income to average net assets would have been 1.43%.

(c) The amount shown for a share outstanding does not correspond with the aggregate realized and unrealized gain (loss) on investments for the period due to the timing of sales and redemptions of fund shares in relation to fluctuating market values of investments of the Fund.

(d) A contingent deferred sales charge for Class C shares is not reflected in total return calculations.

(e) Had certain expenses not been waived/reimbursed during the period, total returns would have been lower.

(f) The investment adviser agreed to waive its fees and/or reimburse a portion of the Fund's expenses during the period. Without this waiver/reimbursement, expenses would have been higher.

(g) Effective July 1, 2020, the expense limit decreased from 2.12% to 1.95%.

## Financial Performance

**For a share outstanding throughout each period.**

**Natixis Oakmark International Fund**

	<b>Class N</b>			
	Year Ended December 31, 2020	Year Ended December 31, 2019	Year Ended December 31, 2018	Period Ended December 31, 2017*
Net asset value, beginning of the period	\$ 13.56	\$ 11.25	\$ 15.58	\$ 13.98
<b>Income (loss) from Investment Operations:</b>				
Net investment income <sup>(a)</sup>	0.04	0.33 <sup>(b)</sup>	0.28	0.15
Net realized and unrealized gain (loss)	0.56 <sup>(c)</sup>	2.45	(4.02)	1.66
Total from Investment Operations	0.60	2.78	(3.74)	1.81
<b>Less Distributions From:</b>				
Net investment income	(0.07)	(0.47)	(0.36)	(0.21)
Net realized capital gains	-	-	(0.23)	-
Total Distributions	(0.07)	(0.47)	(0.59)	(0.21)
Net asset value, end of the period	\$ 14.09	\$ 13.56	\$ 11.25	\$ 15.58
Total return <sup>(d)</sup>	4.44%	24.75% <sup>(b)</sup>	(23.94)%	12.96% <sup>(e)</sup>
<b>Ratios to Average Net Assets:</b>				
Net assets, end of the period (000's)	\$ 290	\$ 811	\$ 758	\$ 1
Net expenses <sup>(f)</sup>	0.92% <sup>(g)</sup>	0.94%	0.99%	0.92% <sup>(h)</sup>
Gross expenses	1.17%	1.08%	1.02%	25.21% <sup>(h)</sup>
Net investment income	0.37%	2.56% <sup>(b)</sup>	2.04%	1.54% <sup>(h)</sup>
Portfolio turnover rate	63%	28%	50%	40% <sup>(i)</sup>

\* From commencement of Class operations on May 1, 2017 through December 31, 2017.

(a) Per share net investment income has been calculated using the average shares outstanding during the period.

(b) Includes non-recurring dividends. Without this dividend, net investment income per share would have been \$0.27, total return would have been 23.94% and the ratio of net investment income to average net assets would have been 2.15%.

(c) The amount shown for a share outstanding does not correspond with the aggregate realized and unrealized gain (loss) on investments for the period due to the timing of sales and redemptions of fund shares in relation to fluctuating market values of investments of the Fund.

(d) Had certain expenses not been waived/reimbursed during the period, total returns would have been lower.

(e) Periods less than one year are not annualized.

(f) The investment adviser agreed to waive its fees and/or reimburse a portion of the Fund's expenses during the period. Without this waiver/reimbursement, expenses would have been higher.

(g) Effective July 1, 2020, the expense limit decreased from 1.07% to 0.90%.

(h) Computed on an annualized basis for periods less than one year.

(i) Represents the Fund's portfolio turnover rate for the year ended December 31, 2017.

## Financial Performance

**For a share outstanding throughout each period.**

**Natixis Oakmark International Fund**

	<b>Class Y</b>			
	Year Ended December 31, 2020	Year Ended December 31, 2019	Year Ended December 31, 2018	Period Ended December 31, 2017*
Net asset value, beginning of the period	\$ 13.56	\$ 11.25	\$ 15.56	\$ 13.98
<b>Income (loss) from Investment Operations:</b>				
Net investment income <sup>(a)</sup>	0.04	0.37 <sup>(b)</sup>	0.26	0.00 <sup>(c)</sup>
Net realized and unrealized gain (loss)	0.55 <sup>(d)</sup>	2.40	(3.99)	1.79
Total from Investment Operations	0.59	2.77	(3.73)	1.79
<b>Less Distributions From:</b>				
Net investment income	(0.07)	(0.46)	(0.35)	(0.21)
Net realized capital gains	-	-	(0.23)	-
Total Distributions	(0.07)	(0.46)	(0.58)	(0.21)
Net asset value, end of the period	\$ 14.08	\$ 13.56	\$ 11.25	\$ 15.56
Total return	4.32% <sup>(e)</sup>	24.64% <sup>(b)</sup>	(23.93)%	12.79% <sup>(f)</sup>
<b>Ratios to Average Net Assets:</b>				
Net assets, end of the period (000's)	\$ 275,468	\$ 244,586	\$ 215,123	\$ 172,978
Net expenses	1.03% <sup>(g)(h)</sup>	1.04%	1.07%	1.07% <sup>(i)</sup>
Gross expenses	1.11%	1.04%	1.07%	1.07% <sup>(i)</sup>
Net investment income	0.41%	2.91% <sup>(b)</sup>	1.85%	0.03% <sup>(i)</sup>
Portfolio turnover rate	63%	28%	50%	40% <sup>(j)</sup>

\* From commencement of Class operations on May 1, 2017 through December 31, 2017.

(a) Per share net investment income has been calculated using the average shares outstanding during the period.

(b) Includes non-recurring dividends. Without this dividend, net investment income per share would have been \$0.29, total return would have been 23.84% and the ratio of net investment income to average net assets would have been 2.29%.

(c) Amount rounds to less than \$0.01 per share.

(d) The amount shown for a share outstanding does not correspond with the aggregate realized and unrealized gain (loss) on investments for the period due to the timing of sales and redemptions of fund shares in relation to fluctuating market values of investments of the Fund.

(e) Had certain expenses not been waived/reimbursed during the period, total returns would have been lower.

(f) Periods less than one year are not annualized.

(g) The investment adviser agreed to waive its fees and/or reimburse a portion of the Fund's expenses during the period. Without this waiver/reimbursement, expenses would have been higher.

(h) Effective July 1, 2020, the expense limit decreased from 1.12% to 0.95%.

(i) Computed on an annualized basis for periods less than one year.

(j) Represents the Fund's portfolio turnover rate for the year ended December 31, 2017.

## Financial Performance

**For a share outstanding throughout each period.**

### Natixis U.S. Equity Opportunities Fund

	<b>Class A</b>				
	Year Ended December 31, 2020	Year Ended December 31, 2019	Year Ended December 31, 2018	Year Ended December 31, 2017	Year Ended December 31, 2016
Net asset value, beginning of the period	\$ 36.53	\$ 31.00	\$ 36.90	\$ 30.27	\$ 27.60
<b>Income (loss) from Investment Operations:</b>					
Net investment income (loss) <sup>(a)</sup>	(0.05)	0.15 <sup>(b)</sup>	0.08	0.06	0.12
Net realized and unrealized gain (loss)	7.66	9.34	(2.51)	7.88	3.12
Total from Investment Operations	7.61	9.49	(2.43)	7.94	3.24
<b>Less Distributions From:</b>					
Net investment income	-	(0.17)	(0.05)	(0.06)	(0.12)
Net realized capital gains	(5.10)	(3.79)	(3.42)	(1.25)	(0.45)
Total Distributions	(5.10)	(3.96)	(3.47)	(1.31)	(0.57)
Net asset value, end of the period	\$ 39.04	\$ 36.53	\$ 31.00	\$ 36.90	\$ 30.27
Total return <sup>(c)</sup>	22.09%	31.03% <sup>(b)</sup>	(6.48)%	26.28%	11.86%
<b>Ratios to Average Net Assets:</b>					
Net assets, end of the period (000's)	\$ 649,754	\$ 616,922	\$ 523,665	\$ 604,330	\$ 472,436
Net expenses	1.17%	1.17%	1.16%	1.21% <sup>(d)</sup>	1.23% <sup>(e)</sup>
Gross expenses	1.17%	1.17%	1.16%	1.21%	1.23% <sup>(e)</sup>
Net investment income (loss)	(0.14)%	0.42% <sup>(b)</sup>	0.20%	0.16%	0.42%
Portfolio turnover rate	26%	12%	23%	17%	17%

(a) Per share net investment income (loss) has been calculated using the average shares outstanding during the period.

(b) Includes non-recurring dividends. Without this dividend, net investment income per share would have been \$0.09, total return would have been 30.87% and the ratio of net investment income to average net assets would have been 0.26%.

(c) A sales charge for Class A shares is not reflected in total return calculations.

(d) Effective July 1, 2017, the expense limit decreased from 1.25% to 1.20%.

(e) Includes fee/expense recovery of less than 0.01%.

## Financial Performance

**For a share outstanding throughout each period.**

### Natixis U.S. Equity Opportunities Fund

	<b>Class C</b>				
	Year Ended December 31, 2020	Year Ended December 31, 2019	Year Ended December 31, 2018	Year Ended December 31, 2017	Year Ended December 31, 2016
Net asset value, beginning of the period	\$ 22.65	\$ 20.42	\$ 25.73	\$ 21.54	\$ 19.86
<b>Income (loss) from Investment Operations:</b>					
Net investment loss <sup>(a)</sup>	(0.19)	(0.07) <sup>(b)</sup>	(0.14)	(0.14)	(0.07)
Net realized and unrealized gain (loss)	4.53	6.10	(1.75)	5.58	2.22
Total from Investment Operations	4.34	6.03	(1.89)	5.44	2.15
<b>Less Distributions From:</b>					
Net investment income	-	(0.01)	-	(0.00) <sup>(c)</sup>	(0.02)
Net realized capital gains	(5.10)	(3.79)	(3.42)	(1.25)	(0.45)
Total Distributions	(5.10)	(3.80)	(3.42)	(1.25)	(0.47)
Net asset value, end of the period	\$ 21.89	\$ 22.65	\$ 20.42	\$ 25.73	\$ 21.54
Total return <sup>(d)</sup>	21.15%	30.06% <sup>(b)</sup>	(7.18)%	25.35%	11.02%
<b>Ratios to Average Net Assets:</b>					
Net assets, end of the period (000's)	\$ 63,126	\$ 77,924	\$ 78,783	\$ 112,615	\$ 72,768
Net expenses	1.92%	1.92%	1.91%	1.96% <sup>(e)</sup>	1.98% <sup>(f)</sup>
Gross expenses	1.92%	1.92%	1.91%	1.96%	1.98% <sup>(f)</sup>
Net investment loss	(0.87)%	(0.31)% <sup>(b)</sup>	(0.54)%	(0.59)%	(0.33)%
Portfolio turnover rate	26%	12%	23%	17%	17%

(a) Per share net investment loss has been calculated using the average shares outstanding during the period.

(b) Includes non-recurring dividends. Without this dividend, net investment loss per share would have been \$(0.11), total return would have been 29.85% and the ratio of net investment loss to average net assets would have been (0.48)%.

(c) Amount rounds to less than \$0.01 per share.

(d) A contingent deferred sales charge for Class C shares is not reflected in total return calculations.

(e) Effective July 1, 2017, the expense limit decreased from 2.00% to 1.95%.

(f) Includes fee/expense recovery of less than 0.01%.



## Financial Performance

**For a share outstanding throughout each period.**

### Natixis U.S. Equity Opportunities Fund

	<b>Class N</b>			
	Year Ended December 31, 2020	Year Ended December 31, 2019	Year Ended December 31, 2018	Period Ended December 31, 2017*
Net asset value, beginning of the period	\$ 43.61	\$ 36.37	\$ 42.63	\$ 37.62
<b>Income (loss) from Investment Operations:</b>				
Net investment income <sup>(a)</sup>	0.13	0.19 <sup>(b)</sup>	0.25	0.12
Net realized and unrealized gain (loss)	9.20	11.14	(2.91)	6.20
Total from Investment Operations	9.33	11.33	(2.66)	6.32
<b>Less Distributions From:</b>				
Net investment income	-	(0.30)	(0.18)	(0.16)
Net realized capital gains	(5.10)	(3.79)	(3.42)	(1.15)
Total Distributions	(5.10)	(4.09)	(3.60)	(1.31)
Net asset value, end of the period	\$ 47.84	\$ 43.61	\$ 36.37	\$ 42.63
Total return <sup>(c)</sup>	22.48%	31.44% <sup>(b)</sup>	(6.11)%	16.78% <sup>(d)</sup>
<b>Ratios to Average Net Assets:</b>				
Net assets, end of the period (000's)	\$ 172	\$ 654	\$ 1	\$ 1
Net expenses <sup>(e)</sup>	0.84%	0.83%	0.76%	0.78% <sup>(f)(g)</sup>
Gross expenses	1.13%	1.42%	13.35%	13.41% <sup>(f)</sup>
Net investment income	0.31%	0.44% <sup>(b)</sup>	0.56%	0.44% <sup>(f)</sup>
Portfolio turnover rate	26%	12%	23%	17% <sup>(h)</sup>

\* From commencement of Class operations on May 1, 2017 through December 31, 2017.

(a) Per share net investment income has been calculated using the average shares outstanding during the period.

(b) Includes non-recurring dividends. Without this dividend, net investment income per share would have been \$0.19, total return would have been 31.27% and the ratio of net investment income to average net assets would have been 0.44%.

(c) Had certain expenses not been waived/reimbursed during the period, total returns would have been lower.

(d) Periods less than one year are not annualized.

(e) The investment adviser agreed to waive its fees and/or reimburse a portion of the Fund's expenses during the period. Without this waiver/reimbursement, expenses would have been higher.

(f) Computed on an annualized basis for periods less than one year.

(g) Effective July 1, 2017, the expense limit decreased from 0.95% to 0.90%.

(h) Represents the Fund's portfolio turnover rate for the year ended December 31, 2017.

## Financial Performance

**For a share outstanding throughout each period.**

### Natixis U.S. Equity Opportunities Fund

	<b>Class Y</b>				
	Year Ended December 31, 2020	Year Ended December 31, 2019	Year Ended December 31, 2018	Year Ended December 31, 2017	Year Ended December 31, 2016
Net asset value, beginning of the period	\$ 43.56	\$ 36.33	\$ 42.61	\$ 34.77	\$ 31.61
<b>Income (loss) from Investment Operations:</b>					
Net investment income <sup>(a)</sup>	0.05	0.29 <sup>(b)</sup>	0.20	0.16	0.21
Net realized and unrealized gain (loss)	9.23	10.99	(2.92)	9.07	3.59
Total from Investment Operations	9.28	11.28	(2.72)	9.23	3.80
<b>Less Distributions From:</b>					
Net investment income	-	(0.26)	(0.14)	(0.14)	(0.19)
Net realized capital gains	(5.10)	(3.79)	(3.42)	(1.25)	(0.45)
Total Distributions	(5.10)	(4.05)	(3.56)	(1.39)	(0.64)
Net asset value, end of the period	\$ 47.74	\$ 43.56	\$ 36.33	\$ 42.61	\$ 34.77
Total return	22.36%	31.36% <sup>(b)(c)</sup>	(6.24)%	26.60%	12.13%
<b>Ratios to Average Net Assets:</b>					
Net assets, end of the period (000's)	\$ 243,302	\$ 283,864	\$ 296,255	\$ 285,008	\$ 143,231
Net expenses	0.92%	0.91% <sup>(d)</sup>	0.91%	0.95% <sup>(e)</sup>	0.98% <sup>(f)</sup>
Gross expenses	0.92%	0.92%	0.91%	0.95%	0.98% <sup>(f)</sup>
Net investment income	0.13%	0.69% <sup>(b)</sup>	0.45%	0.40%	0.63%
Portfolio turnover rate	26%	12%	23%	17%	17%

(a) Per share net investment income has been calculated using the average shares outstanding during the period.

(b) Includes non-recurring dividends. Without this dividend, net investment income per share would have been \$0.22, total return would have been 31.16% and the ratio of net investment income to average net assets would have been 0.53%.

(c) Had certain expenses not been waived/reimbursed during the period, total returns would have been lower.

(d) The administrator agreed to waive its fees and/or reimburse a portion of the Fund's expenses during the period. Without this waiver/reimbursement, expenses would have been higher.

(e) Effective July 1, 2017, the expense limit decreased from 1.00% to 0.95%.

(f) Includes fee/expense recovery of less than 0.01%.

# Appendix A - Intermediary Specific Information

Set forth below is information regarding sales load waivers and discounts available at specific financial intermediaries which are not affiliated with the Fund, the Adviser, and/or the Distributor. In all instances, it is the purchaser's responsibility to notify the financial intermediary at the time of purchase of any relationship or other facts qualifying the purchaser for sales load waivers or discounts.

## Ameriprise Financial

### **Class A Shares Front-End Sales Charge Waivers Available at Ameriprise Financial:**

*The following information applies to Class A shares purchases if you have an account with or otherwise purchase Fund shares through Ameriprise Financial:*

Shareholders purchasing Fund shares through an Ameriprise Financial brokerage account are eligible for the following front-end sales charge waivers, which may differ from those disclosed elsewhere in this Fund's prospectus or SAI:

- Employer-sponsored retirement plans (e.g., 401(k) plans, 457 plans, employer-sponsored 403(b) plans, profit sharing and money purchase pension plans and defined benefit plans). For purposes of this provision, employer-sponsored retirement plans do not include SEP IRAs, Simple IRAs or SAR-SEPs.
- Shares purchased through reinvestment of capital gains distributions and dividend reinvestment when purchasing shares of the same Fund (but not any other fund within the same fund family).
- Shares exchanged from Class C shares of the same fund in the month of or following the 7-year anniversary of the purchase date. To the extent that this prospectus elsewhere provides for a waiver with respect to exchanges of Class C shares or conversion of Class C shares following a shorter holding period, that waiver will apply.
- Employees and registered representatives of Ameriprise Financial or its affiliates and their immediate family members.
- Shares purchased by or through qualified accounts (including IRAs, Coverdell Education Savings Accounts, 401(k)s, 403(b) TSCAs subject to ERISA and defined benefit plans) that are held by a covered family member, defined as an Ameriprise financial advisor and/or the advisor's spouse, advisor's lineal ascendant (mother, father, grandmother, grandfather, great grandmother, great grandfather), advisor's lineal descendant (son, step-son, daughter, step-daughter, grandson, granddaughter, great grandson, great granddaughter) or any spouse of a covered family member who is a lineal descendant.
- Shares purchased from the proceeds of redemptions within the same fund family, provided (1) the repurchase occurs within 90 days following the redemption, (2) the redemption and purchase occur in the same account, and (3) redeemed shares were subject to a front-end or deferred sales load (i.e. Rights of Reinstatement).

## Edward D. Jones & Co., L.P. ("Edward Jones")

### **Policies Regarding Transactions Through Edward Jones**

*The following information has been provided by Edward Jones:*

Effective on or after March 1, 2021, the following information supersedes prior information with respect to transactions and positions held in fund shares through an Edward Jones system. Clients of Edward Jones (also referred to as "shareholders") purchasing fund shares on the Edward Jones commission and fee-based platforms are eligible only for the following sales charge discounts (also referred to as "breakpoints") and waivers, which can differ from discounts and waivers described elsewhere in this Prospectus or in the statement of additional information ("SAI") or through another broker-dealer. In all instances, it is the shareholder's responsibility to inform Edward Jones at the time of purchase of any relationship, holdings of Natixis Funds, or other facts qualifying the purchaser for discounts or waivers. Edward Jones can ask for documentation of such circumstance. Shareholders should contact Edward Jones if they have questions regarding their eligibility for these discounts and waivers.

### **Breakpoints**

- Breakpoint pricing, otherwise known as volume pricing, at dollar thresholds as described in the prospectus.

### **Rights of Accumulation ("ROA")**

- The applicable sales charge on a purchase of Class A shares is determined by taking into account all share classes (except certain money market funds and any assets held in group retirement plans) of the Natixis Funds held by the shareholder or in an account grouped by Edward Jones with other accounts for the purpose of providing certain pricing considerations ("pricing groups"). If grouping assets as a shareholder, this includes all share classes held on the Edward Jones platform and/or held on another platform. The inclusion of eligible fund family assets in the ROA calculation is dependent on the shareholder notifying Edward Jones of such assets at the time of calculation. Money market funds are included only if such shares were sold with a sales charge at the time of purchase or acquired in exchange for shares purchased with a sales charge.
- The employer maintaining a SEP IRA plan and/or SIMPLE IRA plan may elect to establish or change ROA for the IRA accounts associated with the plan to a plan-level grouping as opposed to including all share classes at a shareholder or pricing group level.

## Appendix A - Intermediary Specific Information

---

- ROA is determined by calculating the higher of cost minus redemptions or market value (current shares x NAV).

### Letter of Intent (“LOI”)

- Through a LOI, shareholders can receive the sales charge and breakpoint discounts for purchases shareholders intend to make over a 13-month period from the date Edward Jones receives the LOI. The LOI is determined by calculating the higher of cost or market value of qualifying holdings at LOI initiation in combination with the value that the shareholder intends to buy over a 13-month period to calculate the front-end sales charge and any breakpoint discounts. Each purchase the shareholder makes during that 13-month period will receive the sales charge and breakpoint discount that applies to the total amount. The inclusion of eligible fund family assets in the LOI calculation is dependent on the shareholder notifying Edward Jones of such assets at the time of calculation. Purchases made before the LOI is received by Edward Jones are not adjusted under the LOI and will not reduce the sales charge previously paid. Sales charges will be adjusted if LOI is not met.
- If the employer maintaining a SEP IRA plan and/or SIMPLE IRA plan has elected to establish or change ROA for the IRA accounts associated with the plan to a plan-level grouping, LOIs will also be at the plan-level and may only be established by the employer.

### Sales Charge Waivers

Sales charges are waived for the following shareholders and in the following situations:

- Associates of Edward Jones and its affiliates and their family members who are in the same pricing group (as determined by Edward Jones under its policies and procedures) as the associate. This waiver will continue for the remainder of the associate’s life if the associate retires from Edward Jones in good-standing and remains in good standing pursuant to Edward Jones’ policies and procedures.
- Shares purchased in an Edward Jones fee-based program.
- Shares purchased through reinvestment of capital gains distributions and dividend reinvestment.
- Shares purchased from the proceeds of redeemed shares of the same fund family so long as the following conditions are met: 1) the proceeds are from the sale of shares within 60 days of the purchase, and 2) the sale and purchase are made in the same share class and the same account or the purchase is made in an individual retirement account with proceeds from liquidations in a non-retirement account.
- Shares exchanged into Class A shares from another share class so long as the exchange is into the same fund and was initiated at the discretion of Edward Jones. Edward Jones is responsible for any remaining CDSC due to the fund company, if applicable. Any future purchases are subject to the applicable sales charge as disclosed in the prospectus.
- Exchanges from Class C shares to Class A shares of the same fund, generally, in the 84th month following the anniversary of the purchase date or earlier at the discretion of Edward Jones.

### Contingent Deferred Sales Charge (“CDSC”) Waivers

If the shareholder purchases shares that are subject to a CDSC and those shares are redeemed before the CDSC is expired, the shareholder is responsible to pay the CDSC except in the following conditions:

- The death or disability of the shareholder.
- Systematic withdrawals with up to 10% per year of the account value.
- Return of excess contributions from an Individual Retirement Account (IRA).
- Shares sold as part of a required minimum distribution for IRA and retirement accounts if the redemption is taken in or after the year the shareholder reaches qualified age based on applicable IRS regulations.
- Shares sold to pay Edward Jones fees or costs in such cases where the transaction is initiated by Edward Jones.
- Shares exchanged in an Edward Jones fee-based program.
- Shares acquired through NAV reinstatement.
- Shares redeemed at the discretion of Edward Jones for Minimum Balances, as described below.

### Other Important Information Regarding Transactions Through Edward Jones

#### Minimum Purchase Amounts

- Initial purchase minimum: \$250 (for Natixis Funds Class A shares only)
- Subsequent purchase minimum: none

#### Minimum Balances

- Edward Jones has the right to redeem at its discretion fund holdings with a balance of \$250 or less. The following are examples of accounts that are not included in this policy:
  - A fee-based account held on an Edward Jones platform
  - A 529 account held on an Edward Jones platform
  - An account with an active systematic investment plan or LOI

#### Exchanging Share Classes

- At any time it deems necessary, Edward Jones has the authority to exchange at NAV a shareholder’s holdings in a fund to Class A shares of the same fund.

## Janney Montgomery Scott LLC

Shareholders purchasing fund shares through a Janney Montgomery Scott LLC (“Janney”) account will be eligible only for the following load waivers (front-end sales charge waivers and contingent deferred, or back-end, sales charge waivers) and discounts, which may differ from those disclosed elsewhere in this fund’s Prospectus or SAI.

### Front-end sales charge waivers on Class A shares available at Janney

- Shares purchased through reinvestment of capital gains distributions and dividend reinvestment when purchasing shares of the same fund (but not any other fund within the fund family).
- Shares purchased by employees and registered representatives of Janney or its affiliates and their family members as designated by Janney.
- Shares purchased from the proceeds of redemptions within the same fund family, provided (1) the repurchase occurs within ninety (90) days following the redemption, (2) the redemption and purchase occur in the same account, and (3) redeemed shares were subject to a front-end or deferred sales load (i.e., right of reinstatement).
- Class C shares that are no longer subject to a contingent deferred sales charge and are converted to Class A shares of the same fund pursuant to Janney’s policies and procedures.

### Sales charge waivers on Class A and C shares available at Janney

Shares sold upon the death or disability of the shareholder.

- Shares sold as part of a systematic withdrawal plan as described in the fund’s Prospectus.
- Shares purchased in connection with a return of excess contributions from an IRA account.
- Shares sold as part of a required minimum distribution for IRA and other retirement accounts due to the shareholder reaching age 70½ as described in the fund’s Prospectus.
- Shares sold to pay Janney fees but only if the transaction is initiated by Janney.
- Shares acquired through a right of reinstatement.

### Front-end load discounts available at Janney: breakpoints, and/or rights of accumulation

- Breakpoints as described in the fund’s Prospectus.
- Rights of accumulation (“ROA”), which entitle shareholders to breakpoint discounts, will be automatically calculated based on the aggregated holding of fund family assets held by accounts within the purchaser’s household at Janney. Eligible fund family assets not held at Janney may be included in the ROA calculation only if the shareholder notifies his or her financial advisor about such assets.

## Merrill Lynch

Shareholders purchasing Fund shares through a Merrill Lynch platform or account are eligible only for the following load waivers (front-end sales charge waivers and contingent deferred, or back-end, sales charge waivers) and discounts, which may differ from those disclosed elsewhere in this Prospectus or in the SAI.

### Front-end Sales Load Waivers on Class A Shares available at Merrill Lynch

- Employer-sponsored retirement, deferred compensation and employee benefit plans (including health savings accounts) and trusts used to fund those plans, provided that the shares are not held in a commission-based brokerage account and shares are held for the benefit of the plan;
- Shares purchased by a 529 Plan (does not include 529 Plan units or 529-specific share classes or equivalents);
- Shares purchased through a Merrill Lynch affiliated investment advisory program;
- Shares exchanged due to the holdings moving from a Merrill Lynch affiliated investment advisory program to a Merrill Lynch brokerage (non-advisory) account pursuant to Merrill Lynch’s policies relating to sales load discounts and waivers
- Shares purchased by third party investment advisors on behalf of their advisory clients through Merrill Lynch’s platform;
- Shares of funds purchased through the Merrill Edge Self-Directed platform (if applicable);
- Shares purchased through reinvestment of capital gains distributions and dividend reinvestment when purchasing shares of the same fund (but not any other fund within the fund family);
- Shares exchanged from Class C (i.e., level-load) shares of the same fund pursuant to Merrill Lynch’s policies and procedures relating to sales load discounts and waivers;
- Employees and registered representatives of Merrill Lynch or its affiliates and their family members;
- Directors or Trustees of the Fund, and employees of the Fund’s investment adviser or any of its affiliates, as described in the Prospectus; and
- Eligible shares purchased from the proceeds of redemptions within the same fund family, provided (1) the repurchase occurs within 90 days following the redemption, (2) the redemption and purchase occur in the same account, and (3) redeemed shares were subject to a front-end or deferred sales load (known as Rights of Reinstatement). Automated transactions (i.e. systematic purchases and withdrawals) and purchases made after shares are automatically sold to pay Merrill Lynch’s account maintenance fees are not eligible for reinstatement.

### CDSC Waivers on Class A and Class C Shares available at Merrill Lynch

## Appendix A - Intermediary Specific Information

---

- Death or disability of the shareholder;
- Shares sold as part of a systematic withdrawal plan as described in the Fund's Prospectus;
- Return of excess contributions from an IRA account;
- Shares sold as part of a required minimum distribution for IRA and retirement accounts pursuant to the Internal Revenue Code;
- Shares sold to pay Merrill Lynch fees but only if the transaction is initiated by Merrill Lynch;
- Shares acquired through a right of reinstatement; and
- Shares held in retirement brokerage accounts, that are exchanged for a lower cost share class due to transfer to a fee based account or platform (applicable to Class A and C shares only).
- Shares received through an exchange due to the holdings moving from a Merrill Lynch affiliated investment advisory program to a Merrill Lynch brokerage (non-advisory) account pursuant to Merrill Lynch's policies relating to sales load discounts and waivers.

### **Front-end load Discounts Available at Merrill Lynch: Breakpoints, Rights of Accumulation & Letters of Intent**

- Breakpoints as described in this Prospectus;
- Rights of Accumulation (ROA) which entitle shareholders to breakpoint discounts as described in this prospectus will be automatically calculated based on the aggregated holding of fund family assets held by accounts (including 529 program holdings where applicable) within the purchaser's household at Merrill Lynch. Eligible fund family assets not held at Merrill Lynch may be included in the ROA calculation only if the shareholder notifies his or her financial advisor about such assets; and
- Letters of Intent (LOI) which allow for breakpoint discounts based on anticipated purchases within a fund family, through Merrill Lynch, over a 13-month period of time (if applicable).

## Morgan Stanley Wealth Management

Shareholders purchasing Fund shares through a Morgan Stanley Wealth Management transactional brokerage account are eligible only for the following front-end sales charge waivers with respect to Class A shares, which may differ from and may be more limited than those disclosed elsewhere in this Fund's Prospectus or SAI.

### **Front-end Sales Charge Waivers on Class A Shares available at Morgan Stanley Wealth Management**

- Employer-sponsored retirement plans (e.g., 401(k) plans, 457 plans, employer-sponsored 403(b) plans, profit sharing and money purchase pension plans and defined benefit plans). For purposes of this provision, employer-sponsored retirement plans do not include SEP IRAs, Simple IRAs, SAR-SEPs or Keogh plans
- Morgan Stanley employee and employee-related accounts according to Morgan Stanley's account linking rules
- Shares purchased through reinvestment of dividends and capital gains distributions when purchasing shares of the same fund
- Shares purchased through a Morgan Stanley self-directed brokerage account
- Class C (i.e., level-load) shares that are no longer subject to a contingent deferred sales charge and are converted to Class A shares of the same fund pursuant to Morgan Stanley Wealth Management's share class conversion program
- Shares purchased from the proceeds of redemptions within the same fund family, provided (i) the repurchase occurs within 90 days following the redemption, (ii) the redemption and purchase occur in the same account, and (iii) redeemed shares were subject to a front-end or deferred sales charge.

## Oppenheimer

Shareholders purchasing Fund shares through an Oppenheimer & Co. Inc. ("OPCO") platform or account are eligible only for the following load waivers (front-end sales charge waivers and contingent deferred, or back-end, sales charge waivers) and discounts, which may differ from those disclosed elsewhere in this Fund's prospectus or SAI.

### **Front-End Sales Load Waivers on Class A Shares available at OPCO**

- Employer-sponsored retirement, deferred compensation and employee benefit plans (including health savings accounts) and trusts used to fund those plans, provided that the shares are not held in a commission-based brokerage account and shares are held for the benefit of the plan
- Shares purchased by or through a 529 Plan
- Shares purchased through a OPCO affiliated investment advisory program
- Shares purchased through reinvestment of capital gains distributions and dividend reinvestment when purchasing shares of the same fund (but not any other fund within the fund family)
- Shares purchased from the proceeds of redemptions within the same fund family, provided (1) the repurchase occurs within 90 days following the redemption, (2) the redemption and purchase occur in the same amount, and (3) redeemed shares were subject to a front-end or deferred sales load (known as Rights of Restatement).
- A shareholder in the Fund's Class C shares will have their shares converted at net asset value to Class A shares (or the appropriate share class) of the Fund if the shares are no longer subject to a CDSC and the conversion is in line with the policies and procedures of OPCO
- Employees and registered representatives of OPCO or its affiliates and their family members
- Directors or Trustees of the Fund, and employees of the Fund's investment adviser or any of its affiliates, as described in this prospectus

### **CDSC Waivers on A, B and C Shares available at OPCO**

- Death or disability of the shareholder
- Shares sold as part of a systematic withdrawal plan as described in the Fund's prospectus
- Return of excess contributions from an IRA Account
- Shares sold as part of a required minimum distribution for IRA and retirement accounts due to the shareholder reaching age 70½ as described in the prospectus
- Shares sold to pay OPCO fees but only if the transaction is initiated by OPCO
- Shares acquired through a right of reinstatement

Front-end load Discounts Available at OPCO: Breakpoints, Rights of Accumulation & Letters of Intent

- Breakpoints as described in this prospectus.
- Rights of Accumulation (ROA) which entitle shareholders to breakpoint discounts will be automatically calculated based on the aggregated holding of fund family assets held by accounts within the purchaser's household at OPCO. Eligible fund family assets not held at OPCO may be included in the ROA calculation only if the shareholder notifies his or her financial advisor about such assets

## **Raymond James & Associates, Inc., Raymond James Financial Services, Inc., & Raymond James affiliates ("Raymond James")**

Shareholders purchasing Fund shares through a Raymond James platform or account are eligible only for the following load waivers (front-end sales charge waivers and contingent deferred, or back-end, sales charge waivers) and discounts, which may differ from those disclosed elsewhere in this Fund's prospectus or SAI.

### **Front-End Sales Load Waivers on Class A Shares available at Raymond James**

- Shares purchased in an investment advisory program
- Shares purchased through reinvestment of capital gains distributions and dividend reinvestment when purchasing shares of the same fund (but not any other fund within the fund family)
- Employees and registered representatives of Raymond James or its affiliates and their family members as designated by Raymond James
- Shares purchased from the proceeds of redemptions within the same fund family, provided (1) the repurchase occurs within 90 days following the redemption, (2) the redemption and purchase occurs in the same account, and (3) redeemed shares were subject to a front-end or deferred sales load (known as Rights of Reinstatement)
- A shareholder in the Fund's Class C shares will have their shares converted at net asset value to Class A shares (or the appropriate share class) of the Fund if the shares are no longer subject to a CDSC and the conversion is in line with the policies and procedures of Raymond James

### **CDSC Waivers on Classes A and C Shares available at Raymond James**

- Death or disability of the shareholder
- Shares sold as part of a systematic withdrawal plan as described in the Fund's prospectus
- Return of excess contributions from an IRA account
- Shares sold as part of a required minimum distribution for IRA and retirement accounts due to the shareholder reaching age 70½ as described in the Fund's prospectus
- Shares sold to pay Raymond James fees but only if the transaction is initiated by Raymond James
- Shares acquired through a right of reinstatement

### **Front-End Load Discounts Available at Raymond James: Breakpoints and/or Rights of Accumulation**

- Breakpoints as described in this prospectus
- Rights of accumulation which entitle shareholders to breakpoint discounts will be automatically calculated based on the aggregated holding of fund family assets held by accounts within the purchaser's household at Raymond James. Eligible fund family assets not held at Raymond James may be included in the rights of accumulation calculation only if the shareholder notifies his or her financial advisor about such assets

## **Robert W. Baird & Co.**

Shareholders purchasing fund shares through a Baird platform or account will only be eligible for the following sales charge waivers (front-end sales charge waivers and CDSC waivers) and discounts, which may differ from those disclosed elsewhere in this prospectus or the SAI

### **Front-End Sales Charge Waivers on Investors A-shares Available at Baird**

- Shares purchased through reinvestment of capital gains distributions and dividend reinvestment when purchasing share of the same fund
- Shares purchased by employees and registers representatives of Baird or its affiliate and their family members as designated by Baird
- Shares purchased from the proceeds of redemptions from another Natixis Fund, provided (1) the repurchase occurs within 90 days following the redemption, (2) the redemption and purchase occur in the same accounts, and (3) redeemed shares were subject to a front-end or deferred sales charge (known as rights of reinstatement)
- A shareholder in the Fund's Class C shares will have their share converted at net asset value to Class A shares of the fund if the shares are no longer

## Appendix A - Intermediary Specific Information

---

subject to CDSC and the conversion is in line with the policies and procedures of Baird

- Employer-sponsored retirement plans or charitable accounts in a transactional brokerage account at Baird, including 401(k) plans, 457 plans, employer-sponsored 403(b) plans, profit sharing and money purchase pension plans and defined benefit plans. For purposes of this provision, employer-sponsored retirement plans do not include SEP IRAs, Simple IRAs or SAR-SEPs

### **CDSC Waivers on Investor A and C shares Available at Baird**

- Shares sold due to death or disability of the shareholder
- Shares sold as part of a systematic withdrawal plan as described in the Fund's Prospectus
- Shares bought due to returns of excess contributions from an IRA Account
- Shares sold as part of a required minimum distribution for IRA and retirement accounts due to the shareholder reaching age 70 ½ as described in the Fund's prospectus
- Shares sold to pay Baird fees but only if the transaction is initiated by Baird
- Shares acquired through a right of reinstatement

### **Front-End Sales Charge Discounts Available at Baird: Breakpoints and/or Rights of Accumulations**

- Breakpoints as described in this prospectus
- Rights of accumulations which entitles shareholders to breakpoint discounts will be automatically calculated based on the aggregated holding of fund family assets held by accounts within the purchaser's household at Baird. Eligible fund family assets not held at Baird may be included in the rights of accumulations calculation only if the shareholder notifies his or her financial advisor about such assets
- Letters of Intent (LOI) allow for breakpoint discounts based on anticipated purchases within a fund family through Baird, over a 13-month period of time



# Appendix B - Financial Intermediary Specific Commissions & Investment Minimum Waivers

## **UBS Financial Services, Inc. ("UBS-FS")**

Pursuant to an agreement with the Funds, Class Y shares may be available on certain brokerage platforms at UBS-FS. For such platforms, UBS-FS may charge commissions on brokerage transactions in the Funds' Class Y shares. A shareholder should contact UBS-FS for information about the commissions charged by UBS-FS for such transactions.

The minimum for the Class Y shares is waived for transactions through such brokerage platforms at UBS-FS.

# Appendix C - Additional Index Information

<b>3-Month LIBOR, or the London InterBank Offered Rate</b>	Represents the average rate at which a leading bank, for a given currency (in this case, U.S. dollars), can obtain unsecured funding, and is representative of short-term interest rates.
<b>3-Month LIBOR +300 basis points</b>	Created by adding 3.00% to the annual return of the 3-Month LIBOR. The calculation is performed on a monthly basis and is subject to the effects of compounding.
<b>Bloomberg Barclays Municipal Bond Index</b>	A market value-weighted index of investment-grade municipal bonds with maturities of one year or more.
<b>Bloomberg Barclays U.S. Aggregate Bond Index</b>	A broad-based index that covers the U.S. dollar-denominated, investment-grade, fixed-rate, taxable bond market of SEC-registered securities. The index includes bonds from the U.S. Treasury, government-related, corporate, mortgage-backed securities, asset-backed securities, and collateralized mortgage-backed securities sectors.
<b>Bloomberg Barclays U.S. Corporate High-Yield Bond Index</b>	Measures the market of U.S. dollar-denominated, non-investment grade, fixed-rate, taxable corporate bonds. Securities are classified as high yield if the middle rating of Moody's, Fitch, and S&P is Ba1/BB+/BB+ or below, excluding emerging market debt. The U.S. Corporate High-Yield Bond Index was created in 1986, with history backfilled to July 1, 1983, and rolls up into the Barclays U.S. Universal and Global High-Yield Indices.
<b>Bloomberg Barclays U.S. Government/Credit Bond Index</b>	The non-securitized component of the U.S. Aggregate Index and was the first macro index launched by Barclays Capital. The U.S. Government/Credit Bond Index includes investment grade, U.S. dollar denominated, fixed rate Treasuries (i.e., public obligations of the U.S. Treasury that have remaining maturities of more than one year), government-related issues (i.e., agency, sovereign, supranational, and local authority debt), and corporate securities. The U.S. Government/Credit Index was launched on January 1, 1979, with index history backfilled to 1973, and is a subset of the U.S. Aggregate Index.
<b>Bloomberg Barclays U.S. Universal Bond Index</b>	Represents the union of the U.S. Aggregate Index, the U.S. High-Yield Corporate Index, the 144A Index, the Eurodollar Index, the Emerging Markets Index, and the non-ERISA portion of the CMBS Index. Municipal debt, private placements, and non-dollar-denominated issues are excluded from Barclays U.S. Universal Bond Index. The only constituent of the index that includes floating-rate debt is the Emerging Markets Index.
<b>MSCI ACWI ex USA Index (Net)</b>	The MSCI ACWI ex USA Index captures large and mid cap representation across 22 of 23 Developed Markets (DM) countries (excluding the US) and 27 Emerging Markets (EM) countries. With 2,361 constituents, the index covers approximately 85% of the global equity opportunity set outside the U.S.
<b>MSCI World ex USA Index (Net)</b>	An unmanaged index that is designed to measure the equity market performance of developed markets, excluding the United States.
<b>Russell 1000® Index</b>	Measures the performance of the large-cap segment of the U.S. equity universe. It is a subset of the Russell 3000® Index and includes approximately 1000 of the largest securities based on a combination of their market cap and current index membership. The Russell 1000® represents approximately 92% of the U.S. market. The Russell 1000® Index is constructed to provide a comprehensive and unbiased barometer for the large-cap segment and is completely reconstituted annually to ensure new and growing equities are reflected.
<b>S&amp;P 500® Index</b>	A widely recognized measure of U.S. stock market performance. It is an unmanaged index of 500 common stocks chosen for market size, liquidity, and industry group representation, among other factors. It also measures the performance of the large cap segment of the U.S. equities market.

*If you would like more information about the Funds, the following documents are available free upon request:*

**Annual and Semiannual Reports**—Provide additional information about each Fund's investments. Each annual report includes a discussion of the market conditions and investment strategies that significantly affected the Fund's performance during its last fiscal year.

**Statement of Additional Information (SAI)**—Provides more detailed information about the Funds and their investment limitations and policies. The SAI has been filed with the SEC and is incorporated into this Prospectus by reference.

**For a free copy of the Funds' annual or semiannual reports or their SAIs, to request other information about the Funds, and to make shareholder inquiries generally, contact your financial representative, visit the Funds' website at [im.natixis.com](http://im.natixis.com) or call the Funds at 800-225-5478.**

*Important Notice Regarding Delivery of Shareholder Documents:*

In our continuing effort to reduce your fund's expenses and the amount of mail that you receive from us, we will combine mailings of prospectuses, annual or semiannual reports and proxy statements to your household. If more than one family member in your household owns the same fund or funds described in a single prospectus, report or proxy statement, you will receive one mailing unless you request otherwise. Additional copies of our prospectuses, reports or proxy statements may be obtained at any time by calling 800-225-5478. If you are currently receiving multiple mailings to your household and would like to receive only one mailing or if you wish to receive separate mailings for each member of your household in the future, please call us at the telephone number listed above and we will resume separate mailings within 30 days of your request.

*Your financial representative or Natixis Funds will also be happy to answer your questions or to provide any additional information that you may require.*

Text-only copies of the Funds' reports and SAI and other information are available free from the EDGAR Database on the SEC's Internet site at: [www.sec.gov](http://www.sec.gov). Copies of this information may also be obtained, after paying a duplicating fee, by electronic request at the following e-mail address: [publicinfo@sec.gov](mailto:publicinfo@sec.gov).

**Portfolio Holdings**—A description of the Funds' policies and procedures with respect to the disclosure of each Fund's portfolio securities is available in the SAI.