

**LOOMIS SAYLES BOND FUND**  
**LOOMIS SAYLES GLOBAL BOND FUND**  
**LOOMIS SAYLES INFLATION PROTECTED SECURITIES FUND**  
**LOOMIS SAYLES SMALL CAP GROWTH FUND**  
**LOOMIS SAYLES SMALL CAP VALUE FUND**

*Supplement dated February 12, 2019 to the Loomis Sayles Funds Statutory Prospectus,  
dated February 1, 2019, as may be revised or supplemented from time to time, for the  
following funds:*

***Effective immediately, the first paragraph under the sub-section “Class N Shares” in the section “Purchase and Sale of Fund Shares” of the Fund Summary for each Fund is hereby amended and restated as follows:***

Class N shares of the Fund are subject to a \$1,000,000 initial investment minimum. There is no initial investment minimum for Certain Retirement Plans and funds of funds that are distributed by Natixis Distribution, L.P. (the “Distributor”). Sub accounts held within an omnibus account, where the omnibus account has at least \$1,000,000, are not required to meet the investment minimum. There is no subsequent investment minimum for these shares. In its sole discretion, the Distributor may waive the investment minimum requirement for accounts as to which the Distributor reasonably believes will have enough assets to exceed the investment minimum requirement within a relatively short period of time following the establishment date of such accounts in Class N. If, after two years, an account’s value does not exceed the investment minimum requirement, the Distributor and the Fund reserve the right to redeem such account.

Prospectus  
February 1, 2019

	Admin Class	Retail Class	Institutional Class	Class N
Loomis Sayles Bond Fund	LBFAX	LSBRX	LSBDX	LSBNX
Loomis Sayles Fixed Income Fund			LSFIX	
Loomis Sayles Global Bond Fund		LSGLX	LSGBX	LSGNX
Loomis Sayles Inflation Protected Securities Fund		LIPRX	LSGSX	LIPNX
Loomis Sayles Institutional High Income Fund			LSHIX	
Loomis Sayles Investment Grade Fixed Income Fund			LSIGX	
Loomis Sayles Small Cap Growth Fund		LCGRX	LSSIX	LSSNX
Loomis Sayles Small Cap Value Fund	LSVAX	LSCRX	LSSCX	LSCNX
Loomis Sayles Small/Mid Cap Growth Fund			LSMIX	

Beginning on January 1, 2021, as permitted by regulations adopted by the Securities and Exchange Commission, paper copies of a Fund's shareholder reports will no longer be sent by mail, unless you specifically request paper copies of the reports from the Fund or from your financial intermediary, such as a broker-dealer or bank. Instead, the reports will be made available on the Funds' website, and you will be notified by mail each time a report is posted and provided with a website link to access the report. If you wish to continue receiving paper copies of your shareholder reports after January 1, 2021, you can inform the Fund at any time by calling 1-800-633-3330. If you hold your account with a financial intermediary and you wish to continue receiving paper copies after January 1, 2021, you should call your financial intermediary directly. Paper copies are provided free of charge, and your election to receive reports in paper will apply to all funds held with the Natixis Funds complex. If you have already elected to receive shareholder reports electronically, you will not be affected by this change and you need not take any action. You currently may elect to receive shareholder reports and other communications from the Fund or your financial intermediary electronically at [www.icsdelivery.com/loomissayles](http://www.icsdelivery.com/loomissayles).

The Securities and Exchange Commission and the Commodity Futures Trading Commission have not approved or disapproved any Fund's shares or determined whether this Prospectus is truthful or complete. Any representation to the contrary is a crime.

---

# Contents

fund summary	1
Loomis Sayles Bond Fund	1
Loomis Sayles Fixed Income Fund	7
Loomis Sayles Global Bond Fund	12
Loomis Sayles Inflation Protected Securities Fund	18
Loomis Sayles Institutional High Income Fund	23
Loomis Sayles Investment Grade Fixed Income Fund	28
Loomis Sayles Small Cap Growth Fund	33
Loomis Sayles Small Cap Value Fund	38
Loomis Sayles Small/Mid Cap Growth Fund	43
more information about investment strategies	47
Loomis Sayles Bond Fund	47
Loomis Sayles Fixed Income Fund	48
Loomis Sayles Global Bond Fund	49
Loomis Sayles Inflation Protected Securities Fund	50
Loomis Sayles Institutional High Income Fund	51
Loomis Sayles Investment Grade Fixed Income Fund	52
Loomis Sayles Small Cap Growth Fund	53
Loomis Sayles Small Cap Value Fund	53
Loomis Sayles Small/Mid Cap Growth Fund	54
more about risk	56
management	62
Investment Adviser	62
Portfolio Managers	62
Distribution Plans and Administrative Services and Other Fees	64
general information	65
How Fund Shares Are Priced	65
Self-Servicing Your Account	67
How To Purchase Shares	67
How To Redeem Shares	69
Exchanging or Converting Shares	71
Cost Basis Reporting	71
Dividends and Distributions	71

---

Restrictions on Buying, Selling and Exchanging Shares	72
Tax Consequences	74
Restructuring and Liquidations	75
prior performance of the adviser's similarly managed accounts	76
prior performance of the adviser's similarly managed accounts	76
financial highlights	77

---

# Loomis Sayles Bond Fund

## INVESTMENT OBJECTIVE

The Fund's investment objective is high total investment return through a combination of current income and capital appreciation.

## FUND FEES & EXPENSES

The following table describes the fees and expenses that you may pay if you buy and hold shares of the Fund.

The Fund does not impose a sales charge, a redemption fee or an exchange fee.

### Annual Fund Operating Expenses

(expenses that you pay each year as a percentage of the value of your investment)	Institutional Class	Retail Class	Admin Class	Class N
Management fees	0.52%	0.52%	0.52%	0.52%
Distribution and/or service (12b-1) fees	0.00%	0.25%	0.25%	0.00%
Other expenses <sup>1</sup>	0.14%	0.14%	0.39% <sup>2</sup>	0.07%
Total annual fund operating expenses	0.66%	0.91%	1.16%	0.59%
Fee waiver and/or expense reimbursement <sup>3</sup>	0.00%	0.00%	0.00%	0.00%
Total annual fund operating expenses after fee waiver and/or expense reimbursement	0.66%	0.91%	1.16%	0.59%

<sup>1</sup> Other expenses include acquired fund fees and expenses of less than 0.01%.

<sup>2</sup> Other expenses include an administrative services fee of 0.25% for Admin Class shares.

<sup>3</sup> Loomis, Sayles & Company, L.P. ("Loomis Sayles" or the "Adviser") has given a binding contractual undertaking to the Fund to limit the amount of the Fund's total annual fund operating expenses to 0.70%, 0.95%, 1.20% and 0.65% of the Fund's average daily net assets for Institutional Class shares, Retail Class shares, Admin Class shares and Class N shares, respectively, exclusive of brokerage expenses, interest expense, taxes, acquired fund fees and expenses, organizational and extraordinary expenses, such as litigation and indemnification expenses. This undertaking is in effect through January 31, 2020 and may be terminated before then only with the consent of the Fund's Board of Trustees. The Adviser will be permitted to recover, on a class by class basis, management fees waived and/or expenses reimbursed to the extent that expenses in later periods fall below the applicable expense limitations for Institutional Class shares, Retail Class shares, Admin Class shares and Class N shares. The Fund will not be obligated to repay any such waived/reimbursed fees and expenses more than one year after the end of the fiscal year in which the fees or expenses were waived/reimbursed.

## Example

The example is intended to help you compare the cost of investing in the Fund with the cost of investing in other mutual funds. The example assumes that you invest \$10,000 in the Fund for the time periods indicated and then redeem all of your shares at the end of those periods. The example also assumes that your investment has a 5% return each year and the Fund's operating expenses remain the same. Although your actual costs may be higher or lower, based on these assumptions your costs would be:

	1 year	3 years	5 years	10 years
Institutional Class	\$ 67	\$ 211	\$ 368	\$ 822
Retail Class	\$ 93	\$ 290	\$ 504	\$ 1,120
Admin Class	\$ 118	\$ 368	\$ 638	\$ 1,409
Class N	\$ 60	\$ 189	\$ 329	\$ 738

## Portfolio Turnover

The Fund pays transaction costs, such as commissions, when it buys and sells securities (or "turns over" its portfolio). A higher portfolio turnover rate may indicate higher transaction costs and may result in higher taxes for you if your Fund shares are held in a taxable account. These costs, which are not reflected in annual fund operating expenses or in the example, affect the Fund's performance. During its most recently ended fiscal year, the Fund's portfolio turnover rate was 7% of the average value of its portfolio.

## INVESTMENTS, RISKS AND PERFORMANCE

### Principal Investment Strategies

Under normal circumstances, the Fund will invest at least 80% of its net assets (plus any borrowings made for investment purposes) in fixed-income securities (for example, bonds and other investments that Loomis Sayles believes have similar economic characteristics, such as notes, debentures and loans). The Fund will normally invest at least 55% of its net assets in investment-grade fixed-income securities. The Fund may also invest up to 35% of its assets in below investment-grade fixed-income securities (commonly known as “junk bonds”) and up to 20% of its assets in equity securities, such as common stocks and preferred stocks (with up to 10% of its assets in common stocks). Below investment-grade fixed-income securities are rated below investment-grade quality (i.e., none of the three major rating agencies (Moody’s Investors Service, Inc., Fitch Investor Services, Inc. or S&P Global Ratings) have rated the securities in one of their respective top four ratings categories). The Fund’s fixed-income securities investments may include unrated securities (securities that are not rated by a rating agency) if Loomis Sayles determines that the securities are of comparable quality to rated securities that the Fund may purchase. The Fund may invest in fixed-income securities of any maturity.

In deciding which securities to buy and sell, Loomis Sayles may consider a number of factors related to the bond issue and the current bond market, including, for example, the stability and volatility of a country’s bond markets, the financial strength of the issuer, current interest rates, current valuations, Loomis Sayles’ expectations regarding general trends in interest rates and currency considerations. Loomis Sayles will also consider how purchasing or selling a bond would impact the overall portfolio’s risk profile (for example, its sensitivity to currency risk, interest rate risk and sector-specific risk) and potential return (income and capital gains).

Three themes typically drive the Fund’s investment approach. First, Loomis Sayles generally seeks fixed-income securities that are attractively valued relative to the Loomis Sayles’ credit research team’s assessment of credit risk. The broad coverage combined with the objective of identifying attractive investment opportunities makes this an important component of the investment approach. Second, the Fund may invest significantly in securities the prices of which Loomis Sayles believes are more sensitive to events related to the underlying issuer than to changes in general interest rates or overall market default rates. These securities may not have a direct correlation with changes in interest rates, thus helping to manage interest rate risk and to offer diversified sources for return. Third, Loomis Sayles analyzes different sectors of the economy and differences in the yields (“spreads”) of various fixed-income securities (U.S. government securities, investment-grade corporate securities, securitized assets, high-yield corporate securities, emerging market securities, non-U.S. sovereigns and credits, convertibles, bank loans and municipals) in an effort to find securities that it believes may produce attractive returns for the Fund in comparison to their risk.

In deciding which equity securities to buy and sell, Loomis Sayles intends to emphasize dividend-paying stocks issued by companies with strong fundamentals and relatively limited anticipated volatility to supplement its fixed-income holdings. These securities will be selected with the same bottom-up investment process that is the foundation of the Fund’s overall strategy.

The Fund may invest any portion of its assets in securities of Canadian issuers and up to 20% of its assets in other foreign securities, including emerging markets securities. The Fund may invest without limit in obligations of supranational entities (e.g., the World Bank). Although certain securities purchased by the Fund may be issued by domestic companies incorporated outside of the United States, the Adviser does not consider these securities to be foreign if the issuer is included in the U.S. fixed-income indices published by Bloomberg Barclays.

The fixed-income securities in which the Fund may invest include, among other instruments, corporate bonds and other debt securities, U.S. government securities, commercial paper, zero-coupon securities, mortgage-related securities (including senior and junior loans, mortgage dollar rolls, stripped mortgage-related securities and collateralized mortgage obligations) and other asset-backed securities, when-issued securities, real estate investment trusts (“REITs”), securities issued pursuant to Rule 144A under the Securities Act of 1933 (“Rule 144A securities”), structured notes, collateralized loan obligations, repurchase agreements and convertible securities. The Fund may engage in options and futures transactions, foreign currency transactions (such as forward currency contracts) and swap transactions (including credit default swaps, in which one party agrees to make periodic payments to a counterparty in exchange for the right to receive a payment in the event of a default of the underlying reference security).

### Principal Risks

The principal risks of investing in the Fund are summarized below. The Fund does not represent a complete investment program. You may lose money by investing in the Fund.

**Below Investment-Grade Fixed-Income Securities Risk** is the risk that the Fund's investments in below investment-grade fixed-income securities may be subject to greater risks than other fixed-income securities, including being subject to greater levels of interest rate risk, credit risk (including a greater risk of default) and liquidity risk. The ability of the issuer to make principal and interest payments is predominantly speculative for below investment-grade fixed-income securities.

**Credit/Counterparty Risk** is the risk that the issuer or guarantor of a fixed-income security in which the Fund invests, or the counterparty to a derivatives or other transaction, will be unable or unwilling to make timely payments of interest or principal or to otherwise honor its obligations.

**Currency Risk** is the risk that the value of the Fund's investments will fall as a result of changes in exchange rates. Loomis Sayles may elect not to hedge currency risk or may hedge imperfectly, which may cause the Fund to incur losses that would not have been incurred had the risk been hedged.

**Derivatives Risk** is the risk that the value of the Fund's derivative investments such as forward currency contracts, structured notes, options and futures transactions and swap transactions will fall, for example, because of changes in the value of the underlying reference instruments, pricing difficulties or lack of correlation with the underlying investments. The use of derivatives for other than hedging purposes may be considered a speculative activity, and involves greater risks than are involved in hedging. There is also the risk that the Fund may be unable to terminate or sell a derivatives position at an advantageous time or price. The Fund's derivative counterparties may experience financial difficulties or otherwise be unwilling or unable to honor their obligations, possibly resulting in losses to the Fund. This risk is greater for forward currency contracts, swaps and other over-the-counter traded derivatives. Investing in derivatives gives rise to other risks, such as leverage risk, liquidity risk, credit/counterparty risk, interest rate risk and market/issuer risk. The use of derivatives may cause the Fund to incur losses greater than those which would have occurred had derivatives not been used.

**Emerging Markets Risk** is the risk that the Fund's investments in emerging markets may face greater foreign securities risk. Emerging markets investments are subject to greater risks arising from political or economic instability, nationalization or confiscatory taxation, currency exchange restrictions and an issuer's unwillingness or inability to make principal or interest payments on its obligations. Emerging markets companies may be smaller and have shorter operating histories than companies in developed markets.

**Foreign Securities Risk** is the risk that the value of the Fund's foreign investments will fall as a result of foreign political, social, economic, environmental, credit, informational or currency changes or other issues relating to foreign investing generally. Foreign securities may be subject to higher volatility than U.S. securities, varying degrees of regulation and limited liquidity. The Fund's investments in foreign securities may be subject to foreign withholding or other taxes, which would decrease the yield on those securities.

**Inflation/Deflation Risk** is the risk that the value of assets or income from investments will be worth less in the future as inflation decreases the present value of future payments. Deflation risk is the risk that prices throughout the economy decline over time - the opposite of inflation. Deflation may have an adverse effect on the creditworthiness of issuers and may make issuer default more likely, which may result in a decline in the value of the Fund's portfolio.

**Interest Rate Risk** is the risk that the value of the Fund's investments will fall if interest rates rise. Generally, the value of fixed-income securities rises when prevailing interest rates fall and falls when interest rates rise. Interest rate risk generally is greater for funds that invest in fixed-income securities with relatively longer durations than for funds that invest in fixed-income securities with shorter durations. The value of zero-coupon securities and securities with longer maturities are generally more sensitive to fluctuations in interest rates than other fixed-income securities. In addition, an economic downturn or period of rising interest rates could adversely affect the market for these securities and reduce the Fund's ability to sell them, negatively impacting the performance of the Fund. Potential future changes in government monetary policy may affect the level of interest rates, and the current historically low interest rate environment increases the likelihood of interest rates rising in the future.

**Leverage Risk** is the risk associated with securities or practices (e.g., borrowing and the use of certain derivatives) and investment in certain types of derivatives that multiply small index, market or asset price movements into larger changes in value. Use of derivative instruments may involve leverage. When a derivative is used as a hedge against an offsetting position that the Fund also holds, any gains generated by the derivative should be substantially offset by losses on the hedged instrument, and vice versa. To the extent that the Fund uses a derivative for purposes other than as a hedge, or if the Fund hedges imperfectly, the Fund is directly exposed to the risks of that derivative and any loss generated by the derivative will not be offset by a gain. Futures and forward currency contracts are derivatives and may be subject to this type of risk.

**Liquidity Risk** is the risk that the Fund may be unable to find a buyer for its investments when it seeks to sell them or to receive the price it expects. Events that may lead to increased redemptions, such as market disruptions or increases in interest rates, may also negatively impact the liquidity of the Fund's investments when it needs to dispose of them. If the Fund is forced to sell its investments at an unfavorable time

and/or under adverse conditions in order to meet redemption requests, such sales could negatively affect the Fund. Securities acquired in a private placement, such as Rule 144A securities, are generally subject to significant liquidity risk because they are subject to strict restrictions on resale and there may be no liquid secondary market or ready purchaser for such securities. Liquidity issues may also make it difficult to value the Fund's investments.

**Management Risk** is the risk that Loomis Sayles' investment techniques will be unsuccessful and cause the Fund to incur losses.

**Market/Issuer Risk** is the risk that the market value of the Fund's investments will move up and down, sometimes rapidly and unpredictably, based upon overall market and economic conditions, as well as a number of reasons that directly relate to the issuers of the Fund's investments, such as management performance, financial condition and demand for the issuers' goods and services.

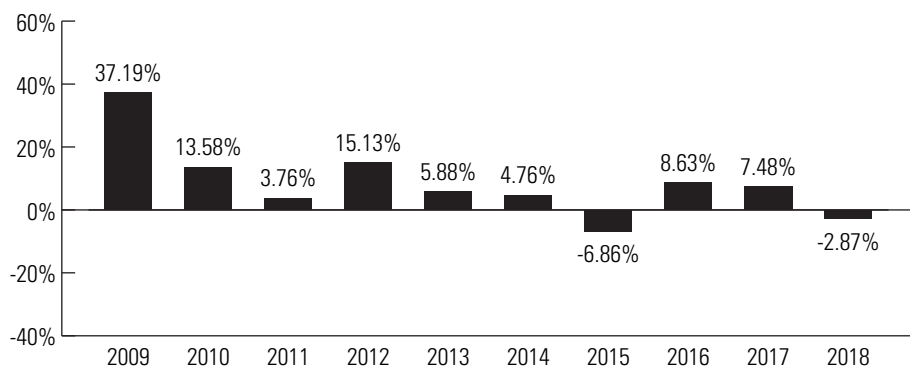
**Mortgage-Related and Asset-Backed Securities Risk** is the risk associated with the mortgages and assets underlying the securities, as well as the risk that the securities may be prepaid and result in the reinvestment of the prepaid amounts in securities with lower yields than the prepaid obligations. Conversely, there is a risk that a rise in interest rates will extend the life of a mortgage-related or asset-backed security beyond the expected prepayment time, typically reducing the security's value, which is called extension risk. The Fund may also incur a loss when there is a prepayment of securities that were purchased at a premium. It also includes risks associated with investing in the mortgages underlying the mortgage-backed securities. The Fund's investments in other asset-backed securities are subject to risks similar to those associated with mortgage-related securities, as well as additional risks associated with the nature of the assets and the servicing of those assets. The Fund's investments in mortgage-related and other asset-backed securities are also subject to the risks associated with investments in fixed-income securities generally (e.g., credit/counterparty, liquidity and valuation risks).

**REITs Risk** is the risk that the value of the Fund's investments in REITs will fall as a result of changes in underlying real estate values, rising interest rates, limited diversification of holdings, higher costs and prepayment risk associated with related mortgages, as well as other risks particular to investments in real estate. Many REITs are highly leveraged, increasing their risk. The Fund will indirectly bear its proportionate share of expenses, including management fees, paid by each REIT in which it invests in addition to the expenses of the Fund.

#### Risk/Return Bar Chart and Table

The following bar chart and table give an indication of the risks of investing in the Fund by showing changes in the Fund's performance from year to year and by showing how the Fund's average annual returns for the one-year, five-year, ten-year and life-of-class periods compare to those of a broad measure of market performance. The Fund's past performance (before and after taxes) does not necessarily indicate how the Fund will perform in the future. Updated performance information is available online at [www.loomissayles.com](http://www.loomissayles.com) and/or by calling the Fund toll-free at 800-633-3330.

#### Total Returns for Institutional Class Shares



Highest Quarterly Return:  
Second Quarter 2009, 17.21%  
Lowest Quarterly Return:  
Third Quarter 2011, -4.92%

#### Average Annual Total Returns

(for the periods ended December 31, 2018)	Past 1 Year	Past 5 Years	Past 10 Years	Life of Class N (2/1/13)
Institutional Class - Return Before Taxes	-2.87%	2.04%	8.11%	-
Return After Taxes on Distributions	-4.20%	0.22%	6.00%	-
Return After Taxes on Distributions and Sale of Fund Shares	-1.58%	0.98%	5.72%	-
Retail Class - Return Before Taxes	-3.14%	1.79%	7.82%	-
Admin Class - Return Before Taxes	-3.39%	1.53%	7.54%	-
Class N - Return Before Taxes	-2.88%	2.12%	-	2.45%



## fund summary

---

### Average Annual Total Returns

(for the periods ended December 31, 2018)

	Past 1 Year	Past 5 Years	Past 10 Years	Life of Class N (2/1/13)
Bloomberg Barclays U.S. Government/Credit Bond Index	-0.42%	2.53%	3.46%	1.89%

---

The Return After Taxes on Distributions and Sale of Fund Shares for the 1-year period exceeds the Return Before Taxes due to an assumed tax benefit from losses on a sale of Fund shares at the end of the measurement period.

After-tax returns are calculated using the historical highest individual federal marginal income tax rates and do not reflect the impact of state and local taxes. Actual after-tax returns depend on an investor's tax situation and may differ from those shown. After-tax returns shown are not relevant to investors who hold their shares through tax-advantaged arrangements, such as 401(k) plans, qualified plans, education savings accounts, such as 529 plans, or individual retirement accounts. The after-tax returns are shown for the Institutional Class of the Fund. After-tax returns for the other classes of the Fund will vary. Index performance reflects no deduction for fees, expenses or taxes.

### MANAGEMENT

#### Investment Adviser

Loomis, Sayles & Company, L.P. ("Loomis Sayles")

#### Portfolio Managers

Matthew J. Eagan, CFA<sup>®</sup>, Vice President of Loomis Sayles, has served as a portfolio manager of the Fund since 2012 and was an associate portfolio manager of the Fund from 2007 to 2012.

Daniel J. Fuss, CFA<sup>®</sup>, CIC, Vice Chairman, Director and Managing Partner of Loomis Sayles, has served as a portfolio manager of the Fund since 1991.

Brian P. Kennedy, Vice President of Loomis Sayles, has served as a portfolio manager of the Fund since 2016.

Elaine M. Stokes, Vice President of Loomis Sayles, has served as a portfolio manager of the Fund since 2012 and was an associate portfolio manager of the Fund from 2007 to 2012.

### PURCHASE AND SALE OF FUND SHARES

The following information shows the investment minimum for various types of accounts:

#### Retail Class Shares

Retail Class shares of the Fund are subject to a minimum initial investment of \$2,500 and a minimum subsequent investment of \$50.

There is no initial or subsequent investment minimum for:

- **Fee-based programs** (such as a wrap accounts) where an advisory fee is paid to the broker-dealer or other financial intermediary. Please consult your financial representative to determine if your fee based program is subject to additional or different conditions or fees.
- **Certain Retirement Plans.** Please consult your retirement plan administrator to determine if your retirement plan is subject to additional or different conditions or fees.
- Clients of a **Registered Investment Adviser** where the Registered Investment Adviser receives an advisory, management or consulting fee.

#### Institutional Class Shares

Institutional Class shares of the Fund are generally subject to a minimum initial investment of \$100,000 and a minimum subsequent investment of \$50, except there is no minimum initial or subsequent investment for:

- **Fee-based programs** (such as a wrap accounts) where an advisory fee is paid to the broker-dealer or other financial intermediary. Please consult your financial representative to determine if your fee based program is subject to additional or different conditions or fees.
- **Certain Retirement Plans.** Please consult your retirement plan administrator to determine if your retirement plan is subject to additional or different conditions or fees.
- **Certain Individual Retirement Accounts** if the amounts invested represent rollover distributions from investments by any of the retirement plans invested in the Fund.
- Clients of a **Registered Investment Adviser** where the Registered Investment Adviser receives an advisory, management or consulting fee.
- **Fund Trustees**, former Fund trustees, employees of affiliates of the Loomis Sayles Funds and other individuals who are affiliated with any Loomis Sayles Fund (this also applies to any spouse, parents, children, siblings, grandparents, grandchildren and in-laws of those mentioned) and Natixis affiliate employee benefit plans.

At the discretion of Natixis Advisors L.P., clients of Natixis Advisors L.P., and its affiliates may purchase Institutional Class shares of the Fund below the stated minimums.

### **Class N Shares**

Class N shares of the Fund are subject to a \$1,000,000 initial investment minimum. There is no initial investment minimum for Certain Retirement Plans and funds of funds that are distributed by Natixis Distribution, L.P. Sub-accounts held within an omnibus account, where the omnibus account has at least \$1,000,000, are not required to meet the investment minimum. There is no subsequent investment minimum for these shares. In its sole discretion, Natixis Distribution, L.P. may waive the investment minimum requirement for accounts as to which the relevant financial intermediary has provided assurances, in writing, that the accounts will be converted to and held in omnibus fashion subject to the requirements above beginning no more than two years following the establishment date of such accounts in Class N.

### **Admin Class Shares**

Admin Class shares of the Fund are intended primarily for Certain Retirement Plans held in an omnibus fashion and are not available for purchase by individual investors. There are no initial or subsequent investment minimums for these shares.

Due to operational limitations at your financial intermediary, certain fee based programs, retirement plans, individual retirement accounts and accounts of registered investment advisers may be subject to the investment minimums described above.

The Fund's shares are available for purchase and are redeemable on any business day through your financial adviser, through your broker-dealer, directly from the Fund by writing to the Fund at Loomis Sayles Funds, P.O. Box 219594, Kansas City, MO 64121-9594, by exchange, by wire, by internet at [www.loomissayles.com](http://www.loomissayles.com), by telephone at 800-633-3330, through the Automated Clearing House system, or, in the case of redemptions, by the Systematic Withdrawal Plan. See the section "How Fund Shares are Priced" in the prospectus for details.

### **TAX INFORMATION**

Fund distributions are generally taxable to you as ordinary income or capital gains, except for distributions to retirement plans and other investors that qualify for tax-advantaged treatment under U.S. federal income tax law generally. Investments in such tax-advantaged plans will generally be taxed only upon withdrawal of monies from the tax-advantaged arrangement.

### **PAYMENTS TO BROKER-DEALERS AND OTHER FINANCIAL INTERMEDIARIES**

If you purchase shares of the Fund through a broker-dealer or other financial intermediary (such as a bank), the Fund and its related companies may pay the intermediary for the sale of the Fund shares and related services. These payments may create a conflict of interest by influencing the broker-dealer or other intermediary and your salesperson to recommend the Fund over another investment. Ask your salesperson or visit your financial intermediary's website for more information.

# Loomis Sayles Fixed Income Fund

## INVESTMENT OBJECTIVE

The Fund's investment objective is high total investment return through a combination of current income and capital appreciation.

## FUND FEES & EXPENSES

The following table describes the fees and expenses that you may pay if you buy and hold shares of the Fund.

The Fund does not impose a sales charge, a redemption fee or an exchange fee.

### Annual Fund Operating Expenses

(expenses that you pay each year as a percentage of the value of your investment)

	Institutional Class
Management fees	0.50%
Distribution and/or service (12b-1) fees	0.00%
Other expenses	0.07%
Total annual fund operating expenses	0.57%
Fee waiver and/or expense reimbursement <sup>1</sup>	0.00%
Total annual fund operating expenses after fee waiver and/or expense reimbursement	0.57%

<sup>1</sup> Loomis, Sayles & Company, L.P. ("Loomis Sayles" or the "Adviser") has given a binding contractual undertaking to the Fund to limit the amount of the Fund's total annual fund operating expenses to 0.65% of the Fund's average daily net assets, exclusive of brokerage expenses, interest expense, taxes, acquired fund fees and expenses, organizational and extraordinary expenses, such as litigation and indemnification expenses. This undertaking is in effect through January 31, 2020 and may be terminated before then only with the consent of the Fund's Board of Trustees. The Adviser will be permitted to recover, on a class-by-class basis, management fees waived and/or expenses reimbursed to the extent that expenses in later periods fall below the applicable expense limitations. The Fund will not be obligated to repay any such waived/reimbursed fees and expenses more than one year after the end of the fiscal year in which the fees or expenses were waived/reimbursed.

## Example

The example is intended to help you compare the cost of investing in the Fund with the cost of investing in other mutual funds. The example assumes that you invest \$10,000 in the Fund for the time periods indicated and then redeem all of your shares at the end of those periods. The example also assumes that your investment has a 5% return each year and the Fund's operating expenses remain the same. Although your actual costs may be higher or lower, based on these assumptions your costs would be:

	1 year	3 years	5 years	10 years
Institutional Class	\$ 58	\$ 183	\$ 318	\$ 714

## Portfolio Turnover

The Fund pays transaction costs, such as commissions, when it buys and sells securities (or "turns over" its portfolio). A higher portfolio turnover rate may indicate higher transaction costs and may result in higher taxes for you if your Fund shares are held in a taxable account. These costs, which are not reflected in annual fund operating expenses or in the example, affect the Fund's performance. During its most recently ended fiscal year, the Fund's portfolio turnover rate was 11% of the average value of its portfolio.

## INVESTMENTS, RISKS AND PERFORMANCE

### Principal Investment Strategies

Under normal circumstances, the Fund will invest at least 80% of its net assets (plus any borrowings made for investment purposes) in fixed-income securities. The Fund may invest up to 35% of its assets in below investment-grade fixed-income securities (commonly known as "junk bonds") and up to 20% of its assets in equity securities, such as common stocks and preferred stocks (with up to 10% of its assets in common stocks). Below investment-grade fixed-income securities are rated below investment-grade quality (i.e., none of the three major ratings agencies (Moody's Investors Service, Inc., Fitch Investor Services, Inc. or S&P Global Ratings) have rated the securities in one of their respective top four ratings categories). The Fund's fixed-income securities investments may include unrated securities (securities that are not rated by a rating agency) if Loomis Sayles determines that the securities are of comparable quality to rated securities that the Fund may purchase. The Fund may invest in fixed-income securities of any maturity.

In deciding which securities to buy and sell, Loomis Sayles may consider a number of factors related to the bond issue and the current bond market, including, for example, the stability and volatility of a country's bond markets, the financial strength of the issuer, current interest

rates, current valuations, Loomis Sayles' expectations regarding general trends in interest rates and currency considerations. Loomis Sayles will also consider how purchasing or selling a bond would impact the overall portfolio's risk profile (for example, its sensitivity to currency risk, interest rate risk and sector-specific risk) and potential return (income and capital gains).

Three themes typically drive the Fund's investment approach. First, Loomis Sayles generally seeks fixed-income securities that are attractively valued relative to the Loomis Sayles' credit research team's assessment of credit risk. The broad coverage combined with the objective of identifying attractive investment opportunities makes this an important component of the investment approach. Second, the Fund may invest significantly in securities the prices of which Loomis Sayles believes are more sensitive to events related to the underlying issuer than to changes in general interest rates or overall market default rates. These securities may not have a direct correlation with changes in interest rates, thus helping to manage interest rate risk and to offer diversified sources for return. Third, Loomis Sayles analyzes different sectors of the economy and differences in the yields ("spreads") of various fixed-income securities (U.S. government securities, investment-grade corporate securities, securitized assets, high-yield corporate securities, emerging market securities, non-U.S. sovereigns and credits, convertibles, bank loans and municipals) in an effort to find securities that it believes may produce attractive returns for the Fund in comparison to their risk.

In deciding which equity securities to buy and sell, Loomis Sayles intends to emphasize dividend-paying stocks issued by companies with strong fundamentals and relatively limited anticipated volatility to supplement its fixed-income holdings. These securities will be selected with the same bottom-up investment process that is the foundation of the Fund's overall strategy.

The Fund may invest any portion of its assets in securities of Canadian issuers and up to 20% of its assets in other foreign securities, including emerging market securities. The Fund may invest without limit in obligations of supranational entities (e.g., the World Bank). Although certain securities purchased by the Fund may be issued by domestic companies incorporated outside of the United States, the Adviser does not consider these securities to be foreign if the issuer is included in the U.S. fixed-income indices published by Bloomberg Barclays.

The fixed-income securities in which the Fund may invest include, among other instruments, corporate bonds and other debt securities (including junior and senior bonds), U.S. government securities, commercial paper, collateralized loan obligations, zero-coupon securities, mortgage-backed securities, stripped mortgage-backed securities, collateralized mortgage obligations and other asset-backed securities, including mortgage dollar rolls, when-issued securities, real estate investment trusts ("REITs"), securities issued pursuant to Rule 144A under the Securities Act of 1933 ("Rule 144A securities"), repurchase agreements and convertible securities. The Fund may also engage in options and futures transactions, foreign currency transactions (such as forward currency contracts) and swap transactions (including credit default swaps, in which one party agrees to make periodic payments to a counterparty in exchange for the right to receive a payment in the event of a default of the underlying reference security).

### Principal Risks

The principal risks of investing in the Fund are summarized below. The Fund does not represent a complete investment program. You may lose money by investing in the Fund.

**Below Investment-Grade Fixed-Income Securities Risk** is the risk that the Fund's investments in below investment-grade fixed-income securities may be subject to greater risks than other fixed-income securities, including being subject to greater levels of interest rate risk, credit risk (including a greater risk of default) and liquidity risk. The ability of the issuer to make principal and interest payments is predominantly speculative for below investment-grade fixed-income securities.

**Credit/Counterparty Risk** is the risk that the issuer or guarantor of a fixed-income security in which the Fund invests, or the counterparty to a derivatives or other transaction, will be unable or unwilling to make timely payments of interest or principal or to otherwise honor its obligations.

**Currency Risk** is the risk that the value of the Fund's investments will fall as a result of changes in exchange rates. Loomis Sayles may elect not to hedge currency risk or may hedge imperfectly, which may cause the Fund to incur losses that would not have been incurred had the risk been hedged.

**Derivatives Risk** is the risk that the value of the Fund's derivative investments such as forward currency contracts, options and futures transactions and swap transactions will fall, for example, because of changes in the value of the underlying reference instruments, pricing difficulties or lack of correlation with the underlying investments. The use of derivatives for other than hedging purposes may be considered a speculative activity, and involves greater risks than are involved in hedging. There is also the risk that the Fund may be unable to terminate or sell a derivatives position at an advantageous time or price. The Fund's derivative counterparties may experience financial difficulties or otherwise be unwilling or unable to honor their obligations, possibly resulting in losses to the Fund. This risk is greater for forward currency

contracts, swaps and other over-the-counter traded derivatives. Investing in derivatives gives rise to other risks, such as leverage risk, liquidity risk, credit/counterparty risk, interest rate risk and market/issuer risk. The use of derivatives may cause the Fund to incur losses greater than those which would have occurred had derivatives not been used.

**Emerging Markets Risk** is the risk that the Fund's investments in emerging markets may face greater foreign securities risk. Emerging markets investments are subject to greater risks arising from political or economic instability, nationalization or confiscatory taxation, currency exchange restrictions and an issuer's unwillingness or inability to make principal or interest payments on its obligations. Emerging markets companies may be smaller and have shorter operating histories than companies in developed markets.

**Foreign Securities Risk** is the risk that the value of the Fund's foreign investments will fall as a result of foreign political, social, economic, environmental, credit, informational or currency changes or other issues relating to foreign investing generally. Foreign securities may be subject to higher volatility than U.S. securities, varying degrees of regulation and limited liquidity. The Fund's investments in foreign securities may be subject to foreign withholding or other taxes, which would decrease the yield on those securities.

**Inflation/Deflation Risk** is the risk that the value of assets or income from investments will be worth less in the future as inflation decreases the present value of future payments. Deflation risk is the risk that prices throughout the economy decline over time - the opposite of inflation. Deflation may have an adverse effect on the creditworthiness of issuers and may make issuer default more likely, which may result in a decline in the value of the Fund's portfolio.

**Interest Rate Risk** is the risk that the value of the Fund's investments will fall if interest rates rise. Generally, the value of fixed-income securities rises when prevailing interest rates fall and falls when interest rates rise. Interest rate risk generally is greater for funds that invest in fixed-income securities with relatively longer durations than for funds that invest in fixed-income securities with shorter durations. The value of zero-coupon securities and securities with longer maturities are generally more sensitive to fluctuations in interest rates than other fixed-income securities. In addition, an economic downturn or period of rising interest rates could adversely affect the market for these securities and reduce the Fund's ability to sell them, negatively impacting the performance of the Fund. Potential future changes in government monetary policy may affect the level of interest rates, and the current historically low interest rate environment increases the likelihood of interest rates rising in the future.

**Leverage Risk** is the risk associated with securities or practices (e.g., borrowing and the use of certain derivatives) and investment in certain types of derivatives that multiply small index, market or asset price movements into larger changes in value. Use of derivative instruments may involve leverage. When a derivative is used as a hedge against an offsetting position that the Fund also holds, any gains generated by the derivative should be substantially offset by losses on the hedged instrument, and vice versa. To the extent that the Fund uses a derivative for purposes other than as a hedge, or if the Fund hedges imperfectly, the Fund is directly exposed to the risks of that derivative and any loss generated by the derivative will not be offset by a gain. Futures and forward currency contracts are derivatives and may be subject to this type of risk.

**Liquidity Risk** is the risk that the Fund may be unable to find a buyer for its investments when it seeks to sell them or to receive the price it expects. Events that may lead to increased redemptions, such as market disruptions or increases in interest rates, may also negatively impact the liquidity of the Fund's investments when it needs to dispose of them. If the Fund is forced to sell its investments at an unfavorable time and/or under adverse conditions in order to meet redemption requests, such sales could negatively affect the Fund. Securities acquired in a private placement, such as Rule 144A securities, are generally subject to significant liquidity risk because they are subject to strict restrictions on resale and there may be no liquid secondary market or ready purchaser for such securities. Liquidity issues may also make it difficult to value the Fund's investments.

**Management Risk** is the risk that Loomis Sayles' investment techniques will be unsuccessful and cause the Fund to incur losses.

**Market/Issuer Risk** is the risk that the market value of the Fund's investments will move up and down, sometimes rapidly and unpredictably, based upon overall market and economic conditions, as well as a number of reasons that directly relate to the issuers of the Fund's investments, such as management performance, financial condition and demand for the issuers' goods and services.

**Mortgage-Related and Asset-Backed Securities Risk** is the risk associated with the mortgages and assets underlying the securities, as well as the risk that the securities may be prepaid and result in the reinvestment of the prepaid amounts in securities with lower yields than the prepaid obligations. Conversely, there is a risk that a rise in interest rates will extend the life of a mortgage-related or asset-backed security beyond the expected prepayment time, typically reducing the security's value, which is called extension risk. The Fund may also incur a loss when there is a prepayment of securities that were purchased at a premium. It also includes risks associated with investing in the mortgages underlying the mortgage-backed securities. The Fund's investments in other asset-backed securities are subject to risks similar to those associated with mortgage-related securities, as well as additional risks associated with the nature of the assets and the servicing of those assets. The Fund's investments in mortgage-related and other asset-backed securities are also subject to the risks associated with investments in

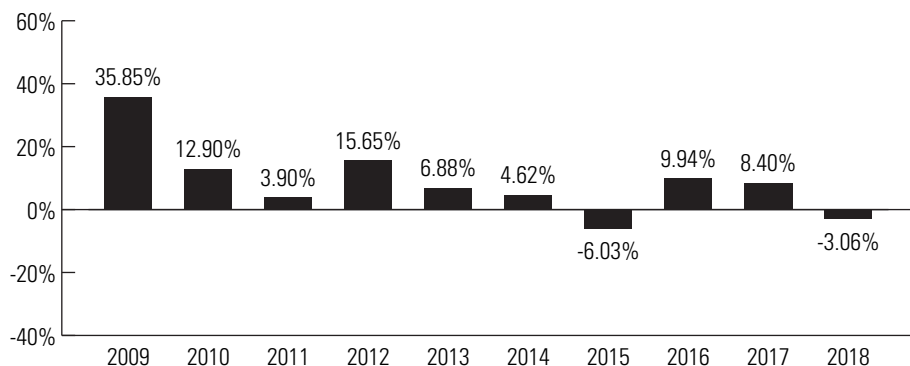
fixed-income securities generally (e.g., credit/counterparty, liquidity and valuation risks).

**REITs Risk** is the risk that the value of the Fund’s investments in REITs will fall as a result of changes in underlying real estate values, rising interest rates, limited diversification of holdings, higher costs and prepayment risk associated with related mortgages, as well as other risks particular to investments in real estate. Many REITs are highly leveraged, increasing their risk. The Fund will indirectly bear its proportionate share of expenses, including management fees, paid by each REIT in which it invests in addition to the expenses of the Fund.

**Risk/Return Bar Chart and Table**

The following bar chart and table give an indication of the risks of investing in the Fund by showing changes in the Fund’s performance from year to year and by showing how the Fund’s average annual returns for the one-year, five-year and ten-year periods compare to those of a broad measure of market performance. The Fund’s past performance (before and after taxes) does not necessarily indicate how the Fund will perform in the future. Updated performance information is available online at [www.loomissayles.com](http://www.loomissayles.com) and/or by calling the Fund toll-free at 800-633-3330.

**Total Returns for Institutional Class Shares**



Highest Quarterly Return:  
Second Quarter 2009, 15.08%  
Lowest Quarterly Return:  
Third Quarter 2011, -5.00%

**Average Annual Total Returns**  
(for the periods ended December 31, 2018)

	Past 1 Year	Past 5 Years	Past 10 Years
Institutional Class - Return Before Taxes	-3.06%	2.58%	8.38%
Return After Taxes on Distributions	-5.00%	0.40%	6.12%
Return After Taxes on Distributions and Sale of Fund Shares	-1.65%	1.16%	5.86%
Bloomberg Barclays U.S. Government/Credit Bond Index	-0.42%	2.53%	3.46%

The Return After Taxes on Distributions and Sale of Fund Shares for the 1-year period exceeds the Return Before Taxes due to an assumed tax benefit from losses on a sale of Fund shares at the end of the measurement period.

After-tax returns are calculated using the historical highest individual federal marginal income tax rates and do not reflect the impact of state and local taxes. Actual after-tax returns depend on an investor’s tax situation and may differ from those shown. After-tax returns shown are not relevant to investors who hold their shares through tax-advantaged arrangements, such as 401(k) plans, qualified plans, education savings accounts, such as 529 plans, or individual retirement accounts. The after-tax returns are shown for the Institutional Class of the Fund. Index performance reflects no deduction for fees, expenses or taxes.

**MANAGEMENT**

**Investment Adviser**

Loomis, Sayles & Company, L.P. (“Loomis Sayles”)

**Portfolio Managers**

Matthew J. Eagan, CFA®, Vice President of Loomis Sayles, has served as a portfolio manager of the Fund since 2012 and was an associate portfolio manager of the Fund from 2007 to 2012.

Daniel J. Fuss, CFA®, CIC, Vice Chairman, Director and Managing Partner of Loomis Sayles, has served as a portfolio manager of the Fund since 1995.

Brian P. Kennedy, Vice President of Loomis Sayles, has served as a portfolio manager of the Fund since 2016.

Elaine M. Stokes, Vice President of Loomis Sayles, has served as a portfolio manager of the Fund since 2012 and was an associate portfolio

manager of the Fund from 2007 to 2012.

### **PURCHASE AND SALE OF FUND SHARES**

The following information shows the investment minimum for various types of accounts:

#### **Institutional Class Shares**

Institutional Class shares of the Fund are generally subject to a minimum initial investment of \$3,000,000 and a minimum subsequent investment of \$50,000, except there is no minimum initial or subsequent investment for:

- **Fund Trustees**, former Fund trustees, employees of affiliates of the Loomis Sayles Funds and other individuals who are affiliated with any Loomis Sayles Fund (this also applies to any spouse, parents, children, siblings, grandparents, grandchildren and in-laws of those mentioned) and Natixis affiliate employee benefit plans.

At the discretion of Natixis Advisors, L.P., clients of Natixis Advisors L.P. and its affiliates may purchase Institutional Class shares of the Fund below the stated minimums. The minimum may also be waived for the clients of financial consultants and financial institutions that have a business relationship with Loomis Sayles, if such client invests at least \$1,000,000 in the Fund.

The Fund's shares are available for purchase and are redeemable on any business day directly from the Fund by writing to the Fund at Loomis Sayles Funds, P.O. Box 219594, Kansas City, MO 64121-9594, by exchange, by wire, by internet at [www.loomissayles.com](http://www.loomissayles.com), by telephone at 800-633-3330, through the Automated Clearing House system, or, in the case of redemptions, by the Systematic Withdrawal Plan. See the section "How Fund Shares are Priced" in the prospectus for details.

#### **TAX INFORMATION**

Fund distributions are generally taxable to you as ordinary income or capital gains, except for distributions to retirement plans and other investors that qualify for tax-advantaged treatment under U.S. federal income tax law generally. Investments in such tax-advantaged plans will generally be taxed only upon withdrawal of monies from the tax-advantaged arrangement.

#### **PAYMENTS TO BROKER-DEALERS AND OTHER FINANCIAL INTERMEDIARIES**

If you purchase shares of the Fund through a broker-dealer or other financial intermediary (such as a bank), the Fund and its related companies may pay the intermediary for the sale of the Fund shares and related services. These payments may create a conflict of interest by influencing the broker-dealer or other intermediary and your salesperson to recommend the Fund over another investment. Ask your salesperson or visit your financial intermediary's website for more information.

# Loomis Sayles Global Bond Fund

## INVESTMENT OBJECTIVE

The Fund's investment objective is high total investment return through a combination of high current income and capital appreciation.

## FUND FEES & EXPENSES

The following table describes the fees and expenses that you may pay if you buy and hold shares of the Fund.

The Fund does not impose a sales charge, a redemption fee or an exchange fee.

### Annual Fund Operating Expenses

(expenses that you pay each year as a percentage of the value of your investment)

	Institutional Class	Retail Class	Class N
Management fees <sup>1</sup>	0.55%	0.55%	0.55%
Distribution and/or service (12b-1) fees	0.00%	0.25%	0.00%
Other expenses	0.22%	0.22%	0.13%
Total annual fund operating expenses	0.77%	1.02%	0.68%
Fee waiver and/or expense reimbursement <sup>2</sup>	0.08%	0.08%	0.04%
Total annual fund operating expenses after fee waiver and/or expense reimbursement	0.69%	0.94%	0.64%

<sup>1</sup> Management fees have been restated to reflect current management fees for the Fund effective as of July 1, 2018.

<sup>2</sup> Loomis, Sayles & Company, L.P. ("Loomis Sayles" or the "Adviser") has given a binding contractual undertaking to the Fund to limit the amount of the Fund's total annual fund operating expenses to 0.69%, 0.94% and 0.64% of the Fund's average daily net assets for Institutional Class, Retail Class and Class N shares, respectively, exclusive of brokerage expenses, interest expense, taxes, acquired fund fees and expenses, organizational and extraordinary expenses, such as litigation and indemnification expenses. This undertaking is in effect through January 31, 2020 and may be terminated before then only with the consent of the Fund's Board of Trustees. The Adviser will be permitted to recover, on a class by class basis, management fees waived and/or expenses reimbursed to the extent that expenses in later periods fall below the applicable expense limitations for Institutional Class shares, Retail Class shares, and Class N shares. The Fund will not be obligated to repay any such waived/reimbursed fees and expenses more than one year after the end of the fiscal year in which the fees or expenses were waived/reimbursed.

### Example

The example is intended to help you compare the cost of investing in the Fund with the cost of investing in other mutual funds. The example assumes that you invest \$10,000 in the Fund for the time periods indicated and then redeem all of your shares at the end of those periods. The example also assumes that your investment has a 5% return each year and the Fund's operating expenses remain the same, except that the examples are based on the Total Annual Fund Operating Expenses After Fee Waiver and/or Expense Reimbursement assuming that such waiver and/or reimbursement will only be in place through the date noted above and on the Total Annual Fund Operating Expenses for the remaining periods. Although your actual costs may be higher or lower, based on these assumptions your costs would be:

	1 year	3 years	5 years	10 years
Institutional Class	\$ 70	\$ 238	\$ 420	\$ 947
Retail Class	\$ 96	\$ 317	\$ 555	\$ 1,241
Class N	\$ 65	\$ 214	\$ 375	\$ 843

### Portfolio Turnover

The Fund pays transaction costs, such as commissions, when it buys and sells securities (or "turns over" its portfolio). A higher portfolio turnover rate may indicate higher transaction costs and may result in higher taxes for you if your Fund shares are held in a taxable account. These costs, which are not reflected in annual fund operating expenses or in the example, affect the Fund's performance. During its most recently ended fiscal year, the Fund's portfolio turnover rate was 218% of the average value of its portfolio.



## INVESTMENTS, RISKS AND PERFORMANCE

### Principal Investment Strategies

The Fund will normally invest at least 80% of its net assets (plus any borrowings made for investment purposes) in fixed-income securities (for example, bonds and other investments that Loomis Sayles believes have similar economic characteristics, such as notes, debentures and loans). The Fund invests primarily in investment-grade fixed-income securities worldwide, although it may invest up to 20% of its assets in below investment-grade fixed-income securities (commonly known as “junk bonds”). Below investment-grade fixed-income securities are rated below investment-grade quality (i.e., none of the three major rating agencies (Moody’s Investors Service, Inc., Fitch Investor Services, Inc. or S&P Global Ratings) have rated the securities in one of their respective top four rating categories). The Fund’s fixed-income securities investments may include unrated securities (securities that are not rated by a rating agency) if Loomis Sayles determines that the securities are of comparable quality to rated securities that the Fund may purchase. Securities held by the Fund may be denominated in any currency and may be issued by issuers located in countries with emerging securities markets. The Fund may invest in fixed-income securities of any maturity. The Fund may also invest in foreign currencies and may engage in other foreign currency transactions (such as forward currency contracts) for investment or hedging purposes.

In deciding which securities to buy and sell, Loomis Sayles may consider a number of factors related to the bond issue and the current bond market, for example, the stability and volatility of a country’s bond markets, the financial strength of the issuer, current interest rates, current valuations, Loomis Sayles’ expectations regarding general trends in interest rates and currency considerations. Loomis Sayles will also consider how purchasing or selling a bond would impact the overall portfolio’s risk profile (for example, its sensitivity to currency risk, interest rate risk and sector-specific risk) and potential return (income and capital gains).

Three themes typically drive the Fund’s investment approach. First, Loomis Sayles generally seeks fixed-income securities that are attractively valued relative to the Loomis Sayles’ credit research team’s assessment of credit risk. The broad coverage combined with the objective to identify attractive investment opportunities makes this an important component of the investment approach. Second, Loomis Sayles analyzes political, economic and other fundamental factors and combines this analysis with a comparison of the yield spreads of various fixed-income securities in an effort to find securities that it believes may produce attractive returns for the Fund in comparison to their risk. Third, if a security that is believed to be attractive is denominated in a foreign currency, Loomis Sayles analyzes whether to accept or to hedge the currency risk.

The fixed-income securities in which the Fund may invest include, among other instruments, corporate bonds and other debt securities, U.S. government securities, commercial paper, zero-coupon securities, securitized and mortgage-related securities (including senior and junior loans, mortgage dollar rolls and collateralized mortgage obligations) and other asset-backed securities, when-issued securities, securities issued pursuant to Rule 144A under the Securities Act of 1933 (“Rule 144A securities”), structured notes, collateralized loan obligations, repurchase agreements and convertible securities. The Fund may also engage in options and futures transactions and swap transactions (including credit default swaps, in which one party agrees to make periodic payments to a counterparty in exchange for the right to receive a payment in the event of a default of the underlying reference security).

### Principal Risks

The principal risks of investing in the Fund are summarized below. The Fund does not represent a complete investment program. You may lose money by investing in the Fund.

**Below Investment-Grade Fixed-Income Securities Risk** is the risk that the Fund’s investments in below investment-grade fixed-income securities may be subject to greater risks than other fixed-income securities, including being subject to greater levels of interest rate risk, credit risk (including a greater risk of default) and liquidity risk. The ability of the issuer to make principal and interest payments is predominantly speculative for below investment-grade fixed-income securities.

**Credit/Counterparty Risk** is the risk that the issuer or guarantor of a fixed-income security in which the Fund invests, or the counterparty to a derivatives or other transaction, will be unable or unwilling to make timely payments of interest or principal or to otherwise honor its obligations.

**Currency Risk** is the risk that the value of the Fund’s investments will fall as a result of changes in exchange rates. Loomis Sayles may elect not to hedge currency risk or may hedge imperfectly, which may cause the Fund to incur losses that would not have been incurred had the risk been hedged.

**Derivatives Risk** is the risk that the value of the Fund’s derivative investments such as forward currency contracts, structured notes, options and futures transactions and swap transactions will fall, for example, because of changes in the value of the underlying reference instruments, pricing difficulties or lack of correlation with the underlying investments. The use of derivatives for other than hedging purposes may be

considered a speculative activity, and involves greater risks than are involved in hedging. There is also the risk that the Fund may be unable to terminate or sell a derivatives position at an advantageous time or price. The Fund's derivative counterparties may experience financial difficulties or otherwise be unwilling or unable to honor their obligations, possibly resulting in losses to the Fund. This risk is greater for forward currency contracts, swaps and other over-the-counter traded derivatives. Investing in derivatives gives rise to other risks, such as leverage risk, liquidity risk, credit/counterparty risk, interest rate risk and market/issuer risk. The use of derivatives may cause the Fund to incur losses greater than those which would have occurred had derivatives not been used.

**Emerging Markets Risk** is the risk that the Fund's investments in emerging markets may face greater foreign securities risk. Emerging markets investments are subject to greater risks arising from political or economic instability, nationalization or confiscatory taxation, currency exchange restrictions and an issuer's unwillingness or inability to make principal or interest payments on its obligations. Emerging markets companies may be smaller and have shorter operating histories than companies in developed markets.

**Foreign Securities Risk** is the risk that the value of the Fund's foreign investments will fall as a result of foreign political, social, economic, environmental, credit, informational or currency changes or other issues relating to foreign investing generally. Foreign securities may be subject to higher volatility than U.S. securities, varying degrees of regulation and limited liquidity. The Fund's investments in foreign securities may be subject to foreign withholding or other taxes, which would decrease the yield on those securities.

**Inflation/Deflation Risk** is the risk that the value of assets or income from investments will be worth less in the future as inflation decreases the present value of future payments. Deflation risk is the risk that prices throughout the economy decline over time - the opposite of inflation. Deflation may have an adverse effect on the creditworthiness of issuers and may make issuer default more likely, which may result in a decline in the value of the Fund's portfolio.

**Interest Rate Risk** is the risk that the value of the Fund's investments will fall if interest rates rise. Generally, the value of fixed-income securities rises when prevailing interest rates fall and falls when interest rates rise. Interest rate risk generally is greater for funds that invest in fixed-income securities with relatively longer durations than for funds that invest in fixed-income securities with shorter durations. The value of zero-coupon securities and securities with longer maturities are generally more sensitive to fluctuations in interest rates than other fixed-income securities. In addition, an economic downturn or period of rising interest rates could adversely affect the market for these securities and reduce the Fund's ability to sell them, negatively impacting the performance of the Fund. Potential future changes in government monetary policy may affect the level of interest rates, and the current historically low interest rate environment increases the likelihood of interest rates rising in the future.

**Large Investor Risk** is the risk associated with ownership of shares of the Fund that may be concentrated in one or a few large investors. Such investors may redeem shares in large quantities or on a frequent basis. Redemptions by a large investor can affect the performance of the Fund, may increase realized capital gains, may accelerate the realization of taxable income to shareholders and may increase transaction costs. These transactions potentially limit the use of any capital loss carryforwards and certain other losses to offset future realized capital gains (if any). Such transactions may also increase the Fund's expenses.

**Leverage Risk** is the risk associated with securities or practices (e.g., borrowing and the use of certain derivatives) and investment in certain types of derivatives that multiply small index, market or asset price movements into larger changes in value. Use of derivative instruments may involve leverage. When a derivative is used as a hedge against an offsetting position that the Fund also holds, any gains generated by the derivative should be substantially offset by losses on the hedged instrument, and vice versa. To the extent that the Fund uses a derivative for purposes other than as a hedge, or if the Fund hedges imperfectly, the Fund is directly exposed to the risks of that derivative and any loss generated by the derivative will not be offset by a gain. Futures and forward currency contracts are derivatives and may be subject to this type of risk.

**Liquidity Risk** is the risk that the Fund may be unable to find a buyer for its investments when it seeks to sell them or to receive the price it expects. Events that may lead to increased redemptions, such as market disruptions or increases in interest rates, may also negatively impact the liquidity of the Fund's investments when it needs to dispose of them. If the Fund is forced to sell its investments at an unfavorable time and/or under adverse conditions in order to meet redemption requests, such sales could negatively affect the Fund. Securities acquired in a private placement, such as Rule 144A securities, are generally subject to significant liquidity risk because they are subject to strict restrictions on resale and there may be no liquid secondary market or ready purchaser for such securities. Liquidity issues may also make it difficult to value the Fund's investments.

**Management Risk** is the risk that Loomis Sayles' investment techniques will be unsuccessful and cause the Fund to incur losses.

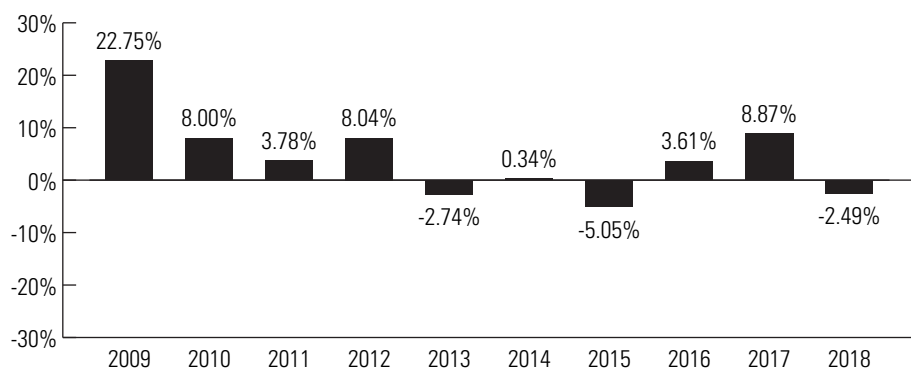
**Market/Issuer Risk** is the risk that the market value of the Fund's investments will move up and down, sometimes rapidly and unpredictably, based upon overall market and economic conditions, as well as a number of reasons that directly relate to the issuers of the Fund's investments, such as management performance, financial condition and demand for the issuers' goods and services.

**Mortgage-Related and Asset-Backed Securities Risk** is the risk associated with the mortgages and assets underlying the securities, as well as the risk that the securities may be prepaid and result in the reinvestment of the prepaid amounts in securities with lower yields than the prepaid obligations. Conversely, there is a risk that a rise in interest rates will extend the life of a mortgage-related or asset-backed security beyond the expected prepayment time, typically reducing the security's value, which is called extension risk. The Fund may also incur a loss when there is a prepayment of securities that were purchased at a premium. It also includes risks associated with investing in the mortgages underlying the mortgage-backed securities. The Fund's investments in other asset-backed securities are subject to risks similar to those associated with mortgage-related securities, as well as additional risks associated with the nature of the assets and the servicing of those assets. The Fund's investments in mortgage-related and other asset-backed securities are also subject to the risks associated with investments in fixed-income securities generally (e.g., credit/counterparty, liquidity and valuation risks).

**Risk/Return Bar Chart and Table**

The following bar chart and table give an indication of the risks of investing in the Fund by showing changes in the Fund's performance from year to year and by showing how the Fund's average annual returns for the one-year, five-year, ten-year and life-of-class periods compare to those of a broad measure of market performance. The Fund's past performance (before and after taxes) does not necessarily indicate how the Fund will perform in the future. Updated performance information is available online at [www.loomissayles.com](http://www.loomissayles.com) and/or by calling the Fund toll-free at 800-633-3330.

**Total Returns for Institutional Class Shares**



Highest Quarterly Return:  
Second Quarter 2009, 13.17%  
Lowest Quarterly Return:  
Fourth Quarter 2016, -6.65%

**Average Annual Total Returns**

(for the periods ended December 31, 2018)	Past 1 Year	Past 5 Years	Past 10 Years	Life of Class N (2/1/13)
Institutional Class - Return Before Taxes	-2.49%	0.94%	4.24%	-
Return After Taxes on Distributions	-2.68%	0.56%	3.35%	-
Return After Taxes on Distributions and Sale of Fund Shares	-1.40%	0.57%	3.00%	-
Retail Class - Return Before Taxes	-2.69%	0.70%	3.97%	-
Class N - Return Before Taxes	-2.36%	1.04%	-	0.52%
Bloomberg Barclays Global Aggregate Bond Index	-1.20%	1.08%	2.49%	0.64%

The Return After Taxes on Distributions and Sale of Fund Shares for the 1-year period exceeds the Return Before Taxes due to an assumed tax benefit from losses on a sale of Fund shares at the end of the measurement period.

After-tax returns are calculated using the historical highest individual federal marginal income tax rates and do not reflect the impact of state and local taxes. Actual after-tax returns depend on an investor's tax situation and may differ from those shown. After-tax returns shown are not relevant to investors who hold their shares through tax-advantaged arrangements, such as 401(k) plans, qualified plans, education savings accounts, such as 529 plans, or individual retirement accounts. The after-tax returns are shown for the Institutional Class of the Fund. After-tax returns for the other classes of the Fund will vary. Index performance reflects no deduction for fees, expenses or taxes.

## MANAGEMENT

### Investment Adviser

Loomis, Sayles & Company, L.P. (“Loomis Sayles”)

### Portfolio Managers

David W. Rolley, CFA<sup>®</sup>, Vice President of Loomis Sayles, has served as a portfolio manager of the Fund since 2000.

Lynda L. Schweitzer, CFA<sup>®</sup>, Vice President of Loomis Sayles, has served as a portfolio manager of the Fund since 2007.

Scott M. Service, CFA<sup>®</sup>, Vice President of Loomis Sayles, has served as a portfolio manager of the Fund since 2014.

## PURCHASE AND SALE OF FUND SHARES

The following information shows the investment minimum for various types of accounts:

### Retail Class Shares

Retail Class shares of the Fund are subject to a minimum initial investment of \$2,500 and a minimum subsequent investment of \$50.

There is no initial or subsequent investment minimum for:

- **Fee-based programs** (such as a wrap accounts) where an advisory fee is paid to the broker-dealer or other financial intermediary. Please consult your financial representative to determine if your fee based program is subject to additional or different conditions or fees.
- **Certain Retirement Plans.** Please consult your retirement plan administrator to determine if your retirement plan is subject to additional or different conditions or fees.
- Clients of a **Registered Investment Adviser** where the Registered Investment Adviser receives an advisory, management or consulting fee.

### Institutional Class Shares

Institutional Class shares of the Fund are generally subject to a minimum initial investment of \$100,000 and a minimum subsequent investment of \$50, except there is no minimum initial or subsequent investment for:

- **Fee-based programs** (such as a wrap accounts) where an advisory fee is paid to the broker-dealer or other financial intermediary. Please consult your financial representative to determine if your fee based program is subject to additional or different conditions or fees.
- **Certain Retirement Plans.** Please consult your retirement plan administrator to determine if your retirement plan is subject to additional or different conditions or fees.
- **Certain Individual Retirement Accounts** if the amounts invested represent rollover distributions from investments by any of the retirement plans invested in the Fund.
- Clients of a **Registered Investment Adviser** where the Registered Investment Adviser receives an advisory, management or consulting fee.
- **Fund Trustees**, former Fund trustees, employees of affiliates of the Loomis Sayles Funds and other individuals who are affiliated with any Loomis Sayles Fund (this also applies to any spouse, parents, children, siblings, grandparents, grandchildren and in-laws of those mentioned) and Natixis affiliate employee benefit plans.

At the discretion of Natixis Advisors L.P., clients of Natixis Advisors L.P., and its affiliates may purchase Institutional Class shares of the Fund below the stated minimums.

### Class N Shares

Class N shares of the Fund are subject to a \$1,000,000 initial investment minimum. There is no initial investment minimum for Certain Retirement Plans and funds of funds that are distributed by Natixis Distribution, L.P. Sub-accounts held within an omnibus account, where the omnibus account has at least \$1,000,000, are not required to meet the investment minimum. There is no subsequent investment minimum for these shares. In its sole discretion, Natixis Distribution, L.P. may waive the investment minimum requirement for accounts as to which the relevant financial intermediary has provided assurances, in writing, that the accounts will be converted to and held in omnibus fashion subject to the requirements above beginning no more than two years following the establishment date of such accounts in Class N.

Due to operational limitations at your financial intermediary, certain fee based programs, retirement plans, individual retirement accounts and accounts of registered investment advisers may be subject to the investment minimums described above.

The Fund’s shares are available for purchase and are redeemable on any business day through your financial adviser, through your broker-dealer, directly from the Fund by writing to the Fund at Loomis Sayles Funds, P.O. Box 219594, Kansas City, MO 64121-9594, by exchange, by wire, by internet at [www.loomissayles.com](http://www.loomissayles.com), by telephone at 800-633-3330, through the Automated Clearing House system, or, in the case of redemptions, by the Systematic Withdrawal Plan. See the section “How Fund Shares are Priced” in the prospectus for details.

**TAX INFORMATION**

Fund distributions are generally taxable to you as ordinary income or capital gains, except for distributions to retirement plans and other investors that qualify for tax-advantaged treatment under U.S. federal income tax law generally. Investments in such tax-advantaged plans will generally be taxed only upon withdrawal of monies from the tax-advantaged arrangement.

**PAYMENTS TO BROKER-DEALERS AND OTHER FINANCIAL INTERMEDIARIES**

If you purchase shares of the Fund through a broker-dealer or other financial intermediary (such as a bank), the Fund and its related companies may pay the intermediary for the sale of the Fund shares and related services. These payments may create a conflict of interest by influencing the broker-dealer or other intermediary and your salesperson to recommend the Fund over another investment. Ask your salesperson or visit your financial intermediary's website for more information.

# Loomis Sayles Inflation Protected Securities Fund

## INVESTMENT OBJECTIVE

The Fund's investment objective is high total investment return through a combination of current income and capital appreciation.

## FUND FEES & EXPENSES

The following table describes the fees and expenses that you may pay if you buy and hold shares of the Fund.

The Fund does not impose a sales charge, a redemption fee or an exchange fee.

### Annual Fund Operating Expenses

(expenses that you pay each year as a percentage of the value of your investment)

	Institutional Class	Retail Class	Class N
Management fees	0.25%	0.25%	0.25%
Distribution and/or service (12b-1) fees	0.00%	0.25%	0.00%
Other expenses <sup>1</sup>	0.68%	0.68%	0.61%
Total annual fund operating expenses	0.93%	1.18%	0.86%
Fee waiver and/or expense reimbursement <sup>2,3</sup>	0.53%	0.53%	0.51%
Total annual fund operating expenses after fee waiver and/or expense reimbursement	0.40%	0.65%	0.35%

<sup>1</sup> Other expenses have been restated to reflect current custodian fees for the Fund effective October 1, 2018.

<sup>2</sup> Loomis, Sayles & Company, L.P. ("Loomis Sayles" or the "Adviser") has given a binding contractual undertaking to the Fund to limit the amount of the Fund's total annual fund operating expenses to 0.40%, 0.65% and 0.35% of the Fund's average daily net assets for Institutional Class shares, Retail Class shares and Class N shares, respectively, exclusive of brokerage expenses, interest expense, taxes, acquired fund fees and expenses, organizational and extraordinary expenses, such as litigation and indemnification expenses. This undertaking is in effect through January 31, 2020 and may be terminated before then only with the consent of the Fund's Board of Trustees. The Adviser will be permitted to recover, on a class by class basis, management fees waived and/or expenses reimbursed to the extent that expenses in later periods fall below the applicable expense limitations for Institutional Class shares, Retail Class shares and Class N shares. The Fund will not be obligated to repay any such waived/reimbursed fees and expenses more than one year after the end of the fiscal year in which the fees or expenses were waived/reimbursed.

<sup>3</sup> Natixis Advisors, L.P. ("Natixis Advisors") has given a binding contractual undertaking to the Fund to reimburse any and all transfer agency expenses for Class N shares. This undertaking is in effect through January 31, 2020 and may be terminated before then only with the consent of the Fund's Board of Trustees.

## Example

The example is intended to help you compare the cost of investing in the Fund with the cost of investing in other mutual funds. The example assumes that you invest \$10,000 in the Fund for the time periods indicated and then redeem all of your shares at the end of those periods. The example also assumes that your investment has a 5% return each year and the Fund's operating expenses remain the same, except that the example is based on the Total Annual Fund Operating Expenses After Fee Waiver and/or Expense Reimbursement assuming that such waiver and/or reimbursement will only be in place through the date noted above and on the Total Annual Fund Operating Expenses for the remaining periods. Although your actual costs may be higher or lower, based on these assumptions your costs would be:

	1 year	3 years	5 years	10 years
Institutional Class	\$ 41	\$ 243	\$ 463	\$ 1,094
Retail Class	\$ 66	\$ 322	\$ 598	\$ 1,385
Class N	\$ 36	\$ 223	\$ 427	\$ 1,014

## Portfolio Turnover

The Fund pays transaction costs, such as commissions, when it buys and sells securities (or "turns over" its portfolio). A higher portfolio turnover rate may indicate higher transaction costs and may result in higher taxes for you if your Fund shares are held in a taxable account. These costs, which are not reflected in annual fund operating expenses or in the example, affect the Fund's performance. During its most recently ended fiscal year, the Fund's portfolio turnover rate was 324% of the average value of its portfolio.

---

## INVESTMENTS, RISKS AND PERFORMANCE

### Principal Investment Strategies

The Fund will normally invest at least 80% of its net assets (plus any borrowings made for investment purposes) in inflation-protected securities. The emphasis will be on debt securities issued by the U.S. Treasury (Treasury Inflation-Protected Securities, or “TIPS”). The principal value of these securities is periodically adjusted according to the rate of inflation, and repayment of the original bond principal upon maturity is guaranteed by the U.S. government.

In deciding which securities to buy and sell, Loomis Sayles may consider a number of factors related to the bond issue and the current bond market, for example, the stability and volatility of a country’s bond markets, the financial strength of the issuer, current interest rates, current valuations, Loomis Sayles’ expectations regarding general trends in interest rates and currency considerations. Loomis Sayles will also consider how purchasing or selling a bond would impact the overall portfolio’s risk profile (for example, its sensitivity to currency risk, interest rate risk and sector-specific risk) and potential return (income and capital gains).

The Fund may invest in other securities, including but not limited to inflation-protected debt securities issued by U.S. government agencies and instrumentalities other than the U.S. Treasury, by other entities such as corporations and foreign governments and by foreign issuers. The Fund may also invest in nominal (i.e., non-inflation-protected) treasury securities, corporate bonds, securities issued pursuant to Rule 144A under the Securities Act of 1933 (“Rule 144A securities”), structured notes, collateralized loan obligations, asset-backed securities and mortgage-related securities, including mortgage dollar rolls, and may invest up to 10% of its assets in below investment-grade fixed-income securities (commonly known as “junk bonds”). Below investment-grade fixed-income securities are rated below investment-grade quality (i.e., none of the three major rating agencies (Moody’s Investors Service, Inc., Fitch Investor Services, Inc. or S&P Global Ratings) have rated the securities in one of their respective top four ratings categories). The Fund’s fixed-income securities investments may include unrated securities (securities that are not rated by a rating agency) if Loomis Sayles determines that the securities are of comparable quality to rated securities that the Fund may purchase. The Fund may invest in fixed-income securities of any maturity. The Fund may also invest in swaps (including credit default swaps, in which one party agrees to make periodic payments to a counterparty in exchange for the right to receive a payment in the event of a default of the underlying reference security) and other derivatives. The Fund may also engage in futures transactions and foreign currency transactions (such as forward currency contracts).

### Principal Risks

The principal risks of investing in the Fund are summarized below. The Fund does not represent a complete investment program. You may lose money by investing in the Fund.

**Below Investment-Grade Fixed-Income Securities Risk** is the risk that the Fund’s investments in below investment-grade fixed-income securities may be subject to greater risks than other fixed-income securities, including being subject to greater levels of interest rate risk, credit risk (including a greater risk of default) and liquidity risk. The ability of the issuer to make principal and interest payments is predominantly speculative for below investment-grade fixed-income securities.

**Credit/Counterparty Risk** is the risk that the issuer or guarantor of a fixed-income security in which the Fund invests, or the counterparty to a derivatives or other transaction, will be unable or unwilling to make timely payments of interest or principal or to otherwise honor its obligations.

**Currency Risk** is the risk that the value of the Fund’s investments will fall as a result of changes in exchange rates. Loomis Sayles may elect not to hedge currency risk or may hedge imperfectly, which may cause the Fund to incur losses that would not have been incurred had the risk been hedged.

**Derivatives Risk** is the risk that the value of the Fund’s derivative investments such as forward currency contracts, structured notes, futures transactions and swap transactions will fall, for example, because of changes in the value of the underlying reference instruments, pricing difficulties or lack of correlation with the underlying investments. The use of derivatives for other than hedging purposes may be considered a speculative activity, and involves greater risks than are involved in hedging. There is also the risk that the Fund may be unable to terminate or sell a derivatives position at an advantageous time or price. The Fund’s derivative counterparties may experience financial difficulties or otherwise be unwilling or unable to honor their obligations, possibly resulting in losses to the Fund. This risk is greater for forward currency contracts, swaps and other over-the-counter traded derivatives. Investing in derivatives gives rise to other risks, such as leverage risk, liquidity risk, credit/counterparty risk, interest rate risk and market/issuer risk. The use of derivatives may cause the Fund to incur losses greater than those which would have occurred had derivatives not been used.

**Foreign Securities Risk** is the risk that the value of the Fund’s foreign investments will fall as a result of foreign political, social, economic, environmental, credit, informational or currency changes or other issues relating to foreign investing generally. Foreign securities may be

subject to higher volatility than U.S. securities, varying degrees of regulation and limited liquidity. The Fund's investments in foreign securities may be subject to foreign withholding or other taxes, which would decrease the yield on those securities.

**Interest Rate Risk** is the risk that the value of the Fund's investments will fall if interest rates rise. Generally, the value of fixed-income securities rises when prevailing interest rates fall and falls when interest rates rise. Interest rate risk generally is greater for funds that invest in fixed-income securities with relatively longer durations than for funds that invest in fixed-income securities with shorter durations. The value of securities with longer maturities are generally more sensitive to fluctuations in interest rates than other fixed-income securities. In addition, an economic downturn or period of rising interest rates could adversely affect the market for these securities and reduce the Fund's ability to sell them, negatively impacting the performance of the Fund. Potential future changes in government monetary policy may affect the level of interest rates, and the current historically low interest rate environment increases the likelihood of interest rates rising in the future.

**Leverage Risk** is the risk associated with securities or practices (e.g., borrowing and the use of certain derivatives) and investment in certain types of derivatives that multiply small index, market or asset price movements into larger changes in value. Use of derivative instruments may involve leverage. When a derivative is used as a hedge against an offsetting position that the Fund also holds, any gains generated by the derivative should be substantially offset by losses on the hedged instrument, and vice versa. To the extent that the Fund uses a derivative for purposes other than as a hedge, or if the Fund hedges imperfectly, the Fund is directly exposed to the risks of that derivative and any loss generated by the derivative will not be offset by a gain. Futures and forward currency contracts are derivatives and may be subject to this type of risk.

**Liquidity Risk** is the risk that the Fund may be unable to find a buyer for its investments when it seeks to sell them or to receive the price it expects. Events that may lead to increased redemptions, such as market disruptions or increases in interest rates, may also negatively impact the liquidity of the Fund's investments when it needs to dispose of them. If the Fund is forced to sell its investments at an unfavorable time and/or under adverse conditions in order to meet redemption requests, such sales could negatively affect the Fund. Securities acquired in a private placement, such as Rule 144A securities, are generally subject to significant liquidity risk because they are subject to strict restrictions on resale and there may be no liquid secondary market or ready purchaser for such securities. Liquidity issues may also make it difficult to value the Fund's investments.

**Management Risk** is the risk that Loomis Sayles' investment techniques will be unsuccessful and cause the Fund to incur losses.

**Market/Issuer Risk** is the risk that the market value of the Fund's investments will move up and down, sometimes rapidly and unpredictably, based upon overall market and economic conditions, as well as a number of reasons that directly relate to the issuers of the Fund's investments, such as management performance, financial condition and demand for the issuers' goods and services.

**Mortgage-Related and Asset-Backed Securities Risk** is the risk associated with the mortgages and assets underlying the securities, as well as the risk that the securities may be prepaid and result in the reinvestment of the prepaid amounts in securities with lower yields than the prepaid obligations. Conversely, there is a risk that a rise in interest rates will extend the life of a mortgage-related or asset-backed security beyond the expected prepayment time, typically reducing the security's value, which is called extension risk. The Fund may also incur a loss when there is a prepayment of securities that were purchased at a premium. It also includes risks associated with investing in the mortgages underlying the mortgage-backed securities. The Fund's investments in other asset-backed securities are subject to risks similar to those associated with mortgage-related securities, as well as additional risks associated with the nature of the assets and the servicing of those assets. The Fund's investments in mortgage-related and other asset-backed securities are also subject to the risks associated with investments in fixed-income securities generally (e.g., credit/counterparty, liquidity and valuation risks).

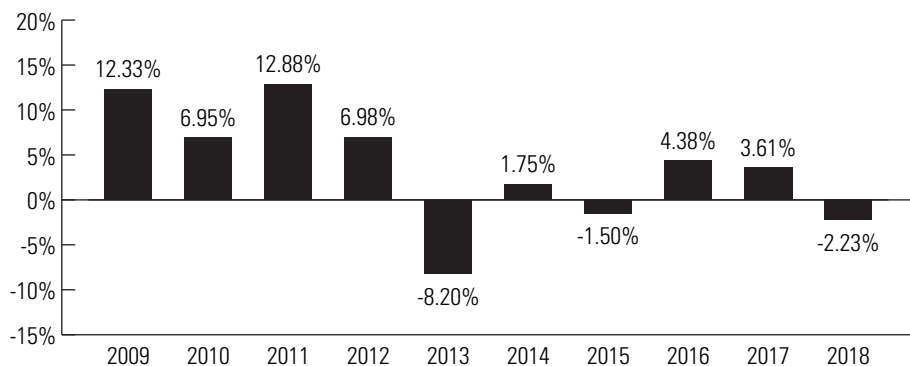
**TIPS Risk** is the risk that the rate of inflation will be lower than expected. Inflation-protected securities are intended to protect against inflation by adjusting the interest or principal payable on the security by an amount based upon an index intended to measure the rate of inflation. There can be no assurance that the relevant index will accurately measure the rate of inflation, in which case the securities may not work as intended.

### **Risk/Return Bar Chart and Table**

The following bar chart and table give an indication of the risks of investing in the Fund by showing changes in the Fund's performance from year to year and by showing how the Fund's average annual returns for the one-year, five-year, ten-year and life-of-class periods compare to those of a broad measure of market performance. The Fund's past performance (before and after taxes) does not necessarily indicate how the Fund will perform in the future. Updated performance information is available online at [www.loomissayles.com](http://www.loomissayles.com) and/or by calling the Fund toll-free at 800-633-3330.



**Total Returns for Institutional Class Shares**



Highest Quarterly Return:  
Third Quarter 2011, 4.58%  
Lowest Quarterly Return:  
Second Quarter 2013, -6.88%

**Average Annual Total Returns**

(for the periods ended December 31, 2018)	Past 1 Year	Past 5 Years	Past 10 Years	Life of Class N (2/1/17)
Institutional Class - Return Before Taxes	-2.23%	1.17%	3.51%	-
Return After Taxes on Distributions	-3.35%	0.37%	2.44%	-
Return After Taxes on Distributions and Sale of Fund Shares	-1.31%	0.54%	2.40%	-
Retail Class - Return Before Taxes	-2.49%	0.88%	3.22%	-
Class N - Return Before Taxes	-2.18%	-	-	0.37%
Bloomberg Barclays U.S. Treasury Inflation Protected Securities Index	-1.26%	1.69%	3.64%	0.50%

Prior to the inception of Retail Class shares (May 28, 2010), performance is that of Institutional Class shares, restated to reflect the higher net expenses of Retail Class shares.

The Return After Taxes on Distributions and Sale of Fund Shares for the 1-year period exceeds the Return Before Taxes due to an assumed tax benefit from losses on a sale of Fund shares at the end of the measurement period.

After-tax returns are calculated using the historical highest individual federal marginal income tax rates and do not reflect the impact of state and local taxes. Actual after-tax returns depend on an investor’s tax situation and may differ from those shown. After-tax returns shown are not relevant to investors who hold their shares through tax-advantaged arrangements, such as 401(k) plans, qualified plans, education savings accounts, such as 529 plans, or individual retirement accounts. The after-tax returns are shown for the Institutional Class of the Fund. After-tax returns for the other classes of the Fund will vary. Index performance reflects no deduction for fees, expenses or taxes.

**MANAGEMENT**

**Investment Adviser**

Loomis, Sayles & Company, L.P. (“Loomis Sayles”)

**Portfolio Managers**

Elaine Kan, CFA®, Vice President of Loomis Sayles, has served as a portfolio manager of the Fund since 2012.

Kevin P. Kearns, Vice President of Loomis Sayles, has served as a portfolio manager of the Fund since 2012.

Maura T. Murphy, CFA®, Vice President of Loomis Sayles, has served as a portfolio manager of the Fund since 2012.

**PURCHASE AND SALE OF FUND SHARES**

The following information shows the investment minimum for various types of accounts:

**Retail Class Shares**

Retail Class shares of the Fund are subject to a minimum initial investment of \$2,500 and a minimum subsequent investment of \$50.

There is no initial or subsequent investment minimum for:

- **Fee-based programs** (such as a wrap accounts) where an advisory fee is paid to the broker-dealer or other financial intermediary. Please consult your financial representative to determine if your fee based program is subject to additional or different conditions or fees.
- **Certain Retirement Plans.** Please consult your retirement plan administrator to determine if your retirement plan is subject to additional or different conditions or fees.

- Clients of a **Registered Investment Adviser** where the Registered Investment Adviser receives an advisory, management or consulting fee.

### **Institutional Class Shares**

Institutional Class shares of the Fund are generally subject to a minimum initial investment of \$100,000 and a minimum subsequent investment of \$50, except there is no minimum initial or subsequent investment for:

- **Fee-based programs** (such as a wrap accounts) where an advisory fee is paid to the broker-dealer or other financial intermediary. Please consult your financial representative to determine if your fee based program is subject to additional or different conditions or fees.
- **Certain Retirement Plans.** Please consult your retirement plan administrator to determine if your retirement plan is subject to additional or different conditions or fees.
- **Certain Individual Retirement Accounts** if the amounts invested represent rollover distributions from investments by any of the retirement plans invested in the Fund.
- Clients of a **Registered Investment Adviser** where the Registered Investment Adviser receives an advisory, management or consulting fee.
- **Fund Trustees**, former Fund trustees, employees of affiliates of the Loomis Sayles Funds and other individuals who are affiliated with any Loomis Sayles Fund (this also applies to any spouse, parents, children, siblings, grandparents, grandchildren and in-laws of those mentioned) and Natixis affiliate employee benefit plans.

At the discretion of Natixis Advisors L.P., clients of Natixis Advisors L.P., and its affiliates may purchase Institutional Class shares of the Fund below the stated minimums.

### **Class N Shares**

Class N shares of the Fund are subject to a \$1,000,000 initial investment minimum. There is no initial investment minimum for Certain Retirement Plans and funds of funds that are distributed by Natixis Distribution, L.P. Sub-accounts held within an omnibus account, where the omnibus account has at least \$1,000,000, are not required to meet the investment minimum. There is no subsequent investment minimum for these shares. In its sole discretion, Natixis Distribution, L.P. may waive the investment minimum requirement for accounts as to which the relevant financial intermediary has provided assurances, in writing, that the accounts will be converted to and held in omnibus fashion subject to the requirements above beginning no more than two years following the establishment date of such accounts in Class N.

Due to operational limitations at your financial intermediary, certain fee based programs, retirement plans, individual retirement accounts and accounts of registered investment advisers may be subject to the investment minimums described above.

The Fund's shares are available for purchase and are redeemable on any business day through your financial adviser, through your broker-dealer, directly from the Fund by writing to the Fund at Loomis Sayles Funds, P.O. Box 219594, Kansas City, MO 64121-9594, by exchange, by wire, by internet at [www.loomissayles.com](http://www.loomissayles.com), by telephone at 800-633-3330, through the Automated Clearing House system, or, in the case of redemptions, by the Systematic Withdrawal Plan. See the section "How Fund Shares are Priced" in the prospectus for details.

### **TAX INFORMATION**

Fund distributions are generally taxable to you as ordinary income or capital gains, except for distributions to retirement plans and other investors that qualify for tax-advantaged treatment under U.S. federal income tax law generally. Investments in such tax-advantaged plans will generally be taxed only upon withdrawal of monies from the tax-advantaged arrangement.

### **PAYMENTS TO BROKER-DEALERS AND OTHER FINANCIAL INTERMEDIARIES**

If you purchase shares of the Fund through a broker-dealer or other financial intermediary (such as a bank), the Fund and its related companies may pay the intermediary for the sale of the Fund shares and related services. These payments may create a conflict of interest by influencing the broker-dealer or other intermediary and your salesperson to recommend the Fund over another investment. Ask your salesperson or visit your financial intermediary's website for more information.

# Loomis Sayles Institutional High Income Fund

## INVESTMENT OBJECTIVE

The Fund's investment objective is high total investment return through a combination of current income and capital appreciation.

## FUND FEES & EXPENSES

The following table describes the fees and expenses that you may pay if you buy and hold shares of the Fund.

The Fund does not impose a sales charge, a redemption fee or an exchange fee.

### Annual Fund Operating Expenses

(expenses that you pay each year as a percentage of the value of your investment)

	Institutional Class
Management fees	0.60%
Distribution and/or service (12b-1) fees	0.00%
Other expenses	0.08%
Total annual fund operating expenses	0.68%
Fee waiver and/or expense reimbursement <sup>1</sup>	0.00%
Total annual fund operating expenses after fee waiver and/or expense reimbursement	0.68%

<sup>1</sup> Loomis, Sayles & Company, L.P. ("Loomis Sayles" or the "Adviser") has given a binding contractual undertaking to the Fund to limit the amount of the Fund's total annual fund operating expenses to 0.75% of the Fund's average daily net assets, exclusive of brokerage expenses, interest expense, taxes, acquired fund fees and expenses, organizational and extraordinary expenses, such as litigation and indemnification expenses. This undertaking is in effect through January 31, 2020 and may be terminated before then only with the consent of the Fund's Board of Trustees. The Adviser will be permitted to recover, on a class-by-class basis, management fees waived and/or expenses reimbursed to the extent that expenses in later periods fall below the applicable expense limitations. The Fund will not be obligated to repay any such waived/reimbursed fees and expenses more than one year after the end of the fiscal year in which the fees or expenses were waived/reimbursed.

## Example

The example is intended to help you compare the cost of investing in the Fund with the cost of investing in other mutual funds. The example assumes that you invest \$10,000 in the Fund for the time periods indicated and then redeem all of your shares at the end of those periods. The example also assumes that your investment has a 5% return each year and the Fund's operating expenses remain the same. Although your actual costs may be higher or lower, based on these assumptions your costs would be:

	1 year	3 years	5 years	10 years
Institutional Class	\$ 69	\$ 218	\$ 379	\$ 847

## Portfolio Turnover

The Fund pays transaction costs, such as commissions, when it buys and sells securities (or "turns over" its portfolio). A higher portfolio turnover rate may indicate higher transaction costs and may result in higher taxes for you if your Fund shares are held in a taxable account. These costs, which are not reflected in annual fund operating expenses or in the example, affect the Fund's performance. During its most recently ended fiscal year, the Fund's portfolio turnover rate was 14% of the average value of its portfolio.

## INVESTMENTS, RISKS AND PERFORMANCE

### Principal Investment Strategies

The Fund will invest primarily in below investment-grade fixed-income securities (commonly known as "junk bonds") and other securities that are expected to produce a relatively high level of income (including income-producing preferred stocks and common stocks). Below investment-grade fixed-income securities are rated below investment-grade quality (i.e., none of the three major ratings agencies (Moody's Investors Service, Inc., Fitch Investor Services, Inc. or S&P Global Ratings) have rated the securities in one of their respective top four ratings categories). The Fund's fixed-income securities investments may include unrated securities (securities that are not rated by a rating agency) if Loomis Sayles determines that the securities are of comparable quality to rated securities that the Fund may purchase. The Fund may invest in fixed-income securities of any maturity.

In deciding which securities to buy and sell, Loomis Sayles may consider a number of factors related to the bond issue and the current bond market, including, for example, the stability and volatility of a country's bond markets, the financial strength of the issuer, current interest rates, current valuations, Loomis Sayles' expectations regarding general trends in interest rates and currency considerations. Loomis Sayles

will also consider how purchasing or selling a bond would impact the overall portfolio's risk profile (for example, its sensitivity to currency risk, interest rate risk and sector-specific risk) and potential return (income and capital gains).

Three themes typically drive the Fund's investment approach. First, Loomis Sayles generally seeks fixed-income securities that are attractively valued relative to the Loomis Sayles' credit research team's assessment of credit risk. The broad coverage combined with the objective of identifying attractive investment opportunities makes this an important component of the investment approach. Second, the Fund may invest significantly in securities the prices of which Loomis Sayles believes are more sensitive to events related to the underlying issuer than to changes in general interest rates or overall market default rates. These securities may not have a direct correlation with changes in interest rates, thus helping to manage interest rate risk and to offer diversified sources for return. Third, Loomis Sayles analyzes different sectors of the economy and differences in the yields ("spreads") of various fixed-income securities (U.S. governments, investment-grade corporates, securitized assets, high-yield corporates, emerging markets, non-U.S. sovereigns and credits, convertibles, bank loans and municipals) in an effort to find securities that it believes may produce attractive returns for the Fund in comparison to their risk.

The Fund may invest any portion of its assets in Canadian securities and up to 50% of its assets in other foreign securities, including emerging market securities. The Fund may invest without limit in obligations of supranational entities (e.g., the World Bank). Although certain securities purchased by the Fund may be issued by domestic companies incorporated outside of the United States, the Adviser does not consider these securities to be foreign if the issuer is included in the U.S. fixed-income indices published by Bloomberg Barclays.

The fixed-income securities in which the Fund may invest include, among other instruments, corporate bonds and other debt securities (including junior and senior loans), U.S. government securities, commercial paper, collateralized loan obligations, zero-coupon securities, mortgage-backed securities, including mortgage dollar rolls, stripped mortgage-backed securities, collateralized mortgage obligations, asset-backed securities, when-issued securities, real estate investment trusts ("REITs"), securities issued pursuant to Rule 144A under the Securities Act of 1933 ("Rule 144A securities"), repurchase agreements and convertible securities. The Fund may also engage in options and futures transactions, foreign currency transactions (such as forward currency contracts) and swap transactions (including credit default swaps, in which one party agrees to make periodic payments to a counterparty in exchange for the right to receive a payment in the event of a default of the underlying reference security).

### Principal Risks

The principal risks of investing in the Fund are summarized below. The Fund does not represent a complete investment program. You may lose money by investing in the Fund.

**Below Investment-Grade Fixed-Income Securities Risk** is the risk that the Fund's investments in below investment-grade fixed-income securities may be subject to greater risks than other fixed-income securities, including being subject to greater levels of interest rate risk, credit risk (including a greater risk of default) and liquidity risk. The ability of the issuer to make principal and interest payments is predominantly speculative for below investment-grade fixed-income securities.

**Credit/Counterparty Risk** is the risk that the issuer or guarantor of a fixed-income security in which the Fund invests, or the counterparty to a derivatives or other transaction, will be unable or unwilling to make timely payments of interest or principal or to otherwise honor its obligations.

**Currency Risk** is the risk that the value of the Fund's investments will fall as a result of changes in exchange rates. Loomis Sayles may elect not to hedge currency risk or may hedge imperfectly, which may cause the Fund to incur losses that would not have been incurred had the risk been hedged.

**Derivatives Risk** is the risk that the value of the Fund's derivative investments such as forward currency contracts, options and futures transactions and swap transactions will fall, for example, because of changes in the value of the underlying reference instruments, pricing difficulties or lack of correlation with the underlying investments. The use of derivatives for other than hedging purposes may be considered a speculative activity, and involves greater risks than are involved in hedging. There is also the risk that the Fund may be unable to terminate or sell a derivatives position at an advantageous time or price. The Fund's derivative counterparties may experience financial difficulties or otherwise be unwilling or unable to honor their obligations, possibly resulting in losses to the Fund. This risk is greater for forward currency contracts, swaps and other over-the-counter traded derivatives. Investing in derivatives gives rise to other risks, such as leverage risk, liquidity risk, credit/counterparty risk, interest rate risk and market/issuer risk. The use of derivatives may cause the Fund to incur losses greater than those which would have occurred had derivatives not been used.

**Emerging Markets Risk** is the risk that the Fund's investments in emerging markets may face greater foreign securities risk. Emerging markets investments are subject to greater risks arising from political or economic instability, nationalization or confiscatory taxation, currency exchange restrictions and an issuer's unwillingness or inability to make principal or interest payments on its obligations. Emerging

markets companies may be smaller and have shorter operating histories than companies in developed markets.

**Foreign Securities Risk** is the risk that the value of the Fund's foreign investments will fall as a result of foreign political, social, economic, environmental, credit, informational or currency changes or other issues relating to foreign investing generally. Foreign securities may be subject to higher volatility than U.S. securities, varying degrees of regulation and limited liquidity. The Fund's investments in foreign securities may be subject to foreign withholding or other taxes, which would decrease the yield on those securities.

**Interest Rate Risk** is the risk that the value of the Fund's investments will fall if interest rates rise. Generally, the value of fixed-income securities rises when prevailing interest rates fall and falls when interest rates rise. Interest rate risk generally is greater for funds that invest in fixed-income securities with relatively longer durations than for funds that invest in fixed-income securities with shorter durations. The value of zero-coupon securities and securities with longer maturities are generally more sensitive to fluctuations in interest rates than other fixed-income securities. In addition, an economic downturn or period of rising interest rates could adversely affect the market for these securities and reduce the Fund's ability to sell them, negatively impacting the performance of the Fund. Potential future changes in government monetary policy may affect the level of interest rates, and the current historically low interest rate environment increases the likelihood of interest rates rising in the future.

**Leverage Risk** is the risk associated with securities or practices (e.g., borrowing and the use of certain derivatives) and investment in certain types of derivatives that multiply small index, market or asset price movements into larger changes in value. Use of derivative instruments may involve leverage. When a derivative is used as a hedge against an offsetting position that the Fund also holds, any gains generated by the derivative should be substantially offset by losses on the hedged instrument, and vice versa. To the extent that the Fund uses a derivative for purposes other than as a hedge, or if the Fund hedges imperfectly, the Fund is directly exposed to the risks of that derivative and any loss generated by the derivative will not be offset by a gain. Futures and forward currency contracts are derivatives and may be subject to this type of risk.

**Liquidity Risk** is the risk that the Fund may be unable to find a buyer for its investments when it seeks to sell them or to receive the price it expects. Events that may lead to increased redemptions, such as market disruptions or increases in interest rates, may also negatively impact the liquidity of the Fund's investments when it needs to dispose of them. If the Fund is forced to sell its investments at an unfavorable time and/or under adverse conditions in order to meet redemption requests, such sales could negatively affect the Fund. Securities acquired in a private placement, such as Rule 144A securities, are generally subject to significant liquidity risk because they are subject to strict restrictions on resale and there may be no liquid secondary market or ready purchaser for such securities. Liquidity issues may also make it difficult to value the Fund's investments.

**Management Risk** is the risk that Loomis Sayles' investment techniques will be unsuccessful and cause the Fund to incur losses.

**Market/Issuer Risk** is the risk that the market value of the Fund's investments will move up and down, sometimes rapidly and unpredictably, based upon overall market and economic conditions, as well as a number of reasons that directly relate to the issuers of the Fund's investments, such as management performance, financial condition and demand for the issuers' goods and services.

**Mortgage-Related and Asset-Backed Securities Risk** is the risk associated with the mortgages and assets underlying the securities, as well as the risk that the securities may be prepaid and result in the reinvestment of the prepaid amounts in securities with lower yields than the prepaid obligations. Conversely, there is a risk that a rise in interest rates will extend the life of a mortgage-related or asset-backed security beyond the expected prepayment time, typically reducing the security's value, which is called extension risk. The Fund may also incur a loss when there is a prepayment of securities that were purchased at a premium. It also includes risks associated with investing in the mortgages underlying the mortgage-backed securities. The Fund's investments in other asset-backed securities are subject to risks similar to those associated with mortgage-related securities, as well as additional risks associated with the nature of the assets and the servicing of those assets. The Fund's investments in mortgage-related and other asset-backed securities are also subject to the risks associated with investments in fixed-income securities generally (e.g., credit/counterparty, liquidity and valuation risks).

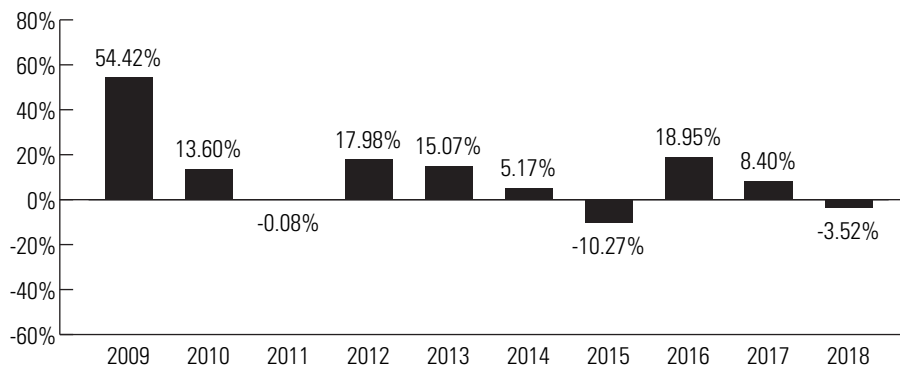
**REITs Risk** is the risk that the value of the Fund's investments in REITs will fall as a result of changes in underlying real estate values, rising interest rates, limited diversification of holdings, higher costs and prepayment risk associated with related mortgages, as well as other risks particular to investments in real estate. Many REITs are highly leveraged, increasing their risk. The Fund will indirectly bear its proportionate share of expenses, including management fees, paid by each REIT in which it invests in addition to the expenses of the Fund.

### **Risk/Return Bar Chart and Table**

The following bar chart and table give an indication of the risks of investing in the Fund by showing changes in the Fund's performance from year to year and by showing how the Fund's average annual returns for the one-year, five-year and ten-year periods compare to those of a broad measure of market performance. The Fund's past performance (before and after taxes) does not

necessarily indicate how the Fund will perform in the future. Updated performance information is available online at [www.loomissayles.com](http://www.loomissayles.com) and/or by calling the Fund toll-free at 800-633-3330.

**Total Returns for Institutional Class Shares**



Highest Quarterly Return:  
Second Quarter 2009, 20.00%  
Lowest Quarterly Return:  
Third Quarter 2011, -10.29%

**Average Annual Total Returns**  
(for the periods ended December 31, 2018)

	Past 1 Year	Past 5 Years	Past 10 Years
Institutional Class - Return Before Taxes	-3.52%	3.26%	10.82%
Return After Taxes on Distributions	-5.98%	0.30%	7.60%
Return After Taxes on Distributions and Sale of Fund Shares	-1.81%	1.35%	7.53%
Bloomberg Barclays U.S. Corporate High-Yield Bond Index	-2.08%	3.83%	11.12%

The Return After Taxes on Distributions and Sale of Fund Shares for the 1-year period exceeds the Return Before Taxes due to an assumed tax benefit from losses on a sale of Fund shares at the end of the measurement period.

After-tax returns are calculated using the historical highest individual federal marginal income tax rates and do not reflect the impact of state and local taxes. Actual after-tax returns depend on an investor’s tax situation and may differ from those shown. After-tax returns shown are not relevant to investors who hold their shares through tax-advantaged arrangements, such as 401(k) plans, qualified plans, education savings accounts, such as 529 plans, or individual retirement accounts. The after-tax returns are shown for the Institutional Class of the Fund. Index performance reflects no deduction for fees, expenses or taxes.

**MANAGEMENT**

**Investment Adviser**

Loomis, Sayles & Company, L.P. (“Loomis Sayles”)

**Portfolio Managers**

Matthew J. Eagan, CFA®, Vice President of Loomis Sayles, has served as a portfolio manager of the Fund since 2012 and was an associate portfolio manager of the Fund from 2007 to 2012.

Daniel J. Fuss, CFA®, CIC, Vice Chairman, Director and Managing Partner of Loomis Sayles, has served as a portfolio manager of the Fund since 1996.

Elaine M. Stokes, Vice President of Loomis Sayles, has served as a portfolio manager of the Fund since 2012 and was an associate portfolio manager of the Fund from 2007 to 2012.

**PURCHASE AND SALE OF FUND SHARES**

The following information shows the investment minimum for various types of accounts:

**Institutional Class Shares**

Institutional Class shares of the Fund are generally subject to a minimum initial investment of \$3,000,000 and a minimum subsequent investment of \$50,000, except there is no minimum initial or subsequent investment for:

- **Fund Trustees**, former Fund trustees, employees of affiliates of the Loomis Sayles Funds and other individuals who are affiliated with any Loomis Sayles Fund (this also applies to any spouse, parents, children, siblings, grandparents, grandchildren and in-laws of those mentioned) and Natixis affiliate employee benefit plans.

At the discretion of Natixis Advisors, L.P., clients of Natixis Advisors L.P. and its affiliates may purchase Institutional Class shares of the Fund below the stated minimums. The minimum may also be waived for the clients of financial consultants and financial institutions that have a business relationship with Loomis Sayles, if such client invests at least \$1,000,000 in the Fund.

The Fund's shares are available for purchase and are redeemable on any business day directly from the Fund by writing to the Fund at Loomis Sayles Funds, P.O. Box 219594, Kansas City, MO 64121-9594, by exchange, by wire, by internet at [www.loomissayles.com](http://www.loomissayles.com), by telephone at 800-633-3330, through the Automated Clearing House system, or, in the case of redemptions, by the Systematic Withdrawal Plan. See the section "How Fund Shares are Priced" in the prospectus for details.

#### **TAX INFORMATION**

Fund distributions are generally taxable to you as ordinary income or capital gains, except for distributions to retirement plans and other investors that qualify for tax-advantaged treatment under U.S. federal income tax law generally. Investments in such tax-advantaged plans will generally be taxed only upon withdrawal of monies from the tax-advantaged arrangement.

#### **PAYMENTS TO BROKER-DEALERS AND OTHER FINANCIAL INTERMEDIARIES**

If you purchase shares of the Fund through a broker-dealer or other financial intermediary (such as a bank), the Fund and its related companies may pay the intermediary for the sale of the Fund shares and related services. These payments may create a conflict of interest by influencing the broker-dealer or other intermediary and your salesperson to recommend the Fund over another investment. Ask your salesperson or visit your financial intermediary's website for more information.

# Loomis Sayles Investment Grade Fixed Income Fund

## INVESTMENT OBJECTIVE

The Fund's investment objective is above-average total investment return through a combination of current income and capital appreciation.

## FUND FEES & EXPENSES

The following table describes the fees and expenses that you may pay if you buy and hold shares of the Fund.

The Fund does not impose a sales charge, a redemption fee or an exchange fee.

### Annual Fund Operating Expenses

(expenses that you pay each year as a percentage of the value of your investment)

	Institutional Class
Management fees	0.40%
Distribution and/or service (12b-1) fees	0.00%
Other expenses	0.09%
Total annual fund operating expenses	0.49%
Fee waiver and/or expense reimbursement <sup>1</sup>	0.00%
Total annual fund operating expenses after fee waiver and/or expense reimbursement	0.49%

<sup>1</sup> Loomis, Sayles & Company, L.P. ("Loomis Sayles" or the "Adviser") has given a binding contractual undertaking to the Fund to limit the amount of the Fund's total annual fund operating expenses to 0.55% of the Fund's average daily net assets, exclusive of brokerage expenses, interest expense, taxes, acquired fund fees and expenses, organizational and extraordinary expenses, such as litigation and indemnification expenses. This undertaking is in effect through January 31, 2020 and may be terminated before then only with the consent of the Fund's Board of Trustees. The Adviser will be permitted to recover, on a class-by-class basis, management fees waived and/or expenses reimbursed to the extent that expenses in later periods fall below the applicable expense limitations. The Fund will not be obligated to repay any such waived/reimbursed fees and expenses more than one year after the end of the fiscal year in which the fees or expenses were waived/reimbursed.

## Example

The example is intended to help you compare the cost of investing in the Fund with the cost of investing in other mutual funds. The example assumes that you invest \$10,000 in the Fund for the time periods indicated and then redeem all of your shares at the end of those periods. The example also assumes that your investment has a 5% return each year and the Fund's operating expenses remain the same. Although your actual costs may be higher or lower, based on these assumptions your costs would be:

	1 year	3 years	5 years	10 years
Institutional Class	\$ 50	\$ 157	\$ 274	\$ 616

## Portfolio Turnover

The Fund pays transaction costs, such as commissions, when it buys and sells securities (or "turns over" its portfolio). A higher portfolio turnover rate may indicate higher transaction costs and may result in higher taxes for you if your Fund shares are held in a taxable account. These costs, which are not reflected in annual fund operating expenses or in the example, affect the Fund's performance. During its most recently ended fiscal year, the Fund's portfolio turnover rate was 1% of the average value of its portfolio.

## INVESTMENTS, RISKS AND PERFORMANCE

### Principal Investment Strategies

Under normal circumstances, the Fund will invest at least 80% of its net assets (plus any borrowings made for investment purposes) in investment-grade fixed-income securities. The Fund may invest up to 10% of its assets in below investment-grade fixed-income securities ("junk bonds") and up to 10% of its assets in equity securities (including preferred stocks and common stocks). Below investment-grade fixed-income securities are rated below investment-grade quality (i.e., none of the three major ratings agencies (Moody's Investors Service, Inc., Fitch Investor Services, Inc. or S&P Global Ratings) have rated the securities in one of their respective top four ratings categories). The Fund's fixed-income securities investments may include unrated securities (securities that are not rated by a rating agency) if Loomis Sayles determines that the securities are of comparable quality to rated securities that the Fund may purchase. The Fund may invest in fixed-income securities of any maturity.

In deciding which securities to buy and sell, Loomis Sayles may consider a number of factors related to the bond issue and the current bond



market, including, for example, the stability and volatility of a country's bond markets, the financial strength of the issuer, current interest rates, current valuations, Loomis Sayles' expectations regarding general trends in interest rates and currency considerations. Loomis Sayles will also consider how purchasing or selling a bond would impact the overall portfolio's risk profile (for example, its sensitivity to currency risk, interest rate risk and sector-specific risk) and potential return (income and capital gains).

Three themes typically drive the Fund's investment approach. First, Loomis Sayles generally seeks fixed-income securities that are attractively valued relative to the Loomis Sayles' credit research team's assessment of credit risk. The broad coverage combined with the objective of identifying attractive investment opportunities makes this an important component of the investment approach. Second, the Fund may invest significantly in securities the prices of which Loomis Sayles believes are more sensitive to events related to the underlying issuer than to changes in general interest rates or overall market default rates. These securities may not have a direct correlation with changes in interest rates, thus helping to manage interest rate risk and to offer diversified sources for return. Third, Loomis Sayles analyzes different sectors of the economy and differences in the yields ("spreads") of various fixed-income securities (U.S. governments, investment-grade corporates, securitized assets, high-yield corporates, emerging markets, non-U.S. sovereigns and credits, convertibles, bank loans and municipals) in an effort to find securities that it believes may produce attractive returns for the Fund in comparison to their risk.

In deciding which equity securities to buy and sell, Loomis Sayles intends to emphasize dividend-paying stocks issued by companies with strong fundamentals and relatively limited anticipated volatility to supplement its fixed-income holdings. These securities will be selected with the same bottom-up investment process that is the foundation of the Fund's overall strategy.

The Fund may invest any portion of its assets in securities of Canadian issuers and up to 20% of its assets in other foreign securities, including emerging market securities and may invest, without limit, in obligations of supranational entities (e.g., the World Bank). Although certain securities purchased by the Fund may be issued by domestic companies incorporated outside of the United States, the Adviser does not consider these securities to be foreign if the issuer is included in the U.S. fixed-income indices published by Bloomberg Barclays. The Fund may also invest in mortgage-related securities, including mortgage dollar rolls. The Fund may engage in futures transactions and swaps (including credit default swaps, in which one party agrees to make periodic payments to a counterparty in exchange for the right to receive a payment in the event of a default of the underlying reference security).

The fixed-income securities in which the Fund may invest include, among other instruments, corporate securities, U.S. government securities, collateralized loan obligations, zero-coupon securities, mortgage-backed securities, collateralized mortgage obligations, when-issued securities, REITs, securities issued pursuant to Rule 144A under the Securities Act of 1933 ("Rule 144A securities") and structured notes, among others.

### Principal Risks

The principal risks of investing in the Fund are summarized below. The Fund does not represent a complete investment program. You may lose money by investing in the Fund.

**Below Investment-Grade Fixed-Income Securities Risk** is the risk that the Fund's investments in below investment-grade fixed-income securities may be subject to greater risks than other fixed-income securities, including being subject to greater levels of interest rate risk, credit risk (including a greater risk of default) and liquidity risk. The ability of the issuer to make principal and interest payments is predominantly speculative for below investment-grade fixed-income securities.

**Credit/Counterparty Risk** is the risk that the issuer or guarantor of a fixed-income security in which the Fund invests, or the counterparty to a derivatives or other transaction, will be unable or unwilling to make timely payments of interest or principal or to otherwise honor its obligations.

**Currency Risk** is the risk that the value of the Fund's investments will fall as a result of changes in exchange rates. Loomis Sayles may elect not to hedge currency risk or may hedge imperfectly, which may cause the Fund to incur losses that would not have been incurred had the risk been hedged.

**Derivatives Risk** is the risk that the value of the Fund's derivative investments such as structured notes, futures transactions and swap transactions will fall, for example, because of changes in the value of the underlying reference instruments, pricing difficulties or lack of correlation with the underlying investments. The use of derivatives for other than hedging purposes may be considered a speculative activity, and involves greater risks than are involved in hedging. There is also the risk that the Fund may be unable to terminate or sell a derivatives position at an advantageous time or price. The Fund's derivative counterparties may experience financial difficulties or otherwise be unwilling or unable to honor their obligations, possibly resulting in losses to the Fund. This risk is greater for swaps and other over-the-counter traded derivatives. Investing in derivatives gives rise to other risks, such as leverage risk, liquidity risk, credit/counterparty risk, interest rate risk and market/issuer risk. The use of derivatives may cause the Fund to incur losses greater than those which would have

occurred had derivatives not been used.

**Emerging Markets Risk** is the risk that the Fund's investments in emerging markets may face greater foreign securities risk. Emerging markets investments are subject to greater risks arising from political or economic instability, nationalization or confiscatory taxation, currency exchange restrictions and an issuer's unwillingness or inability to make principal or interest payments on its obligations. Emerging markets companies may be smaller and have shorter operating histories than companies in developed markets.

**Foreign Securities Risk** is the risk that the value of the Fund's foreign investments will fall as a result of foreign political, social, economic, environmental, credit, informational or currency changes or other issues relating to foreign investing generally. Foreign securities may be subject to higher volatility than U.S. securities, varying degrees of regulation and limited liquidity. The Fund's investments in foreign securities may be subject to foreign withholding or other taxes, which would decrease the yield on those securities.

**Inflation/Deflation Risk** is the risk that the value of assets or income from investments will be worth less in the future as inflation decreases the present value of future payments. Deflation risk is the risk that prices throughout the economy decline over time - the opposite of inflation. Deflation may have an adverse effect on the creditworthiness of issuers and may make issuer default more likely, which may result in a decline in the value of the Fund's portfolio.

**Interest Rate Risk** is the risk that the value of the Fund's investments will fall if interest rates rise. Generally, the value of fixed-income securities rises when prevailing interest rates fall and falls when interest rates rise. Interest rate risk generally is greater for funds that invest in fixed-income securities with relatively longer durations than for funds that invest in fixed-income securities with shorter durations. The value of zero-coupon securities and securities with longer maturities are generally more sensitive to fluctuations in interest rates than other fixed-income securities. In addition, an economic downturn or period of rising interest rates could adversely affect the market for these securities and reduce the Fund's ability to sell them, negatively impacting the performance of the Fund. Potential future changes in government monetary policy may affect the level of interest rates, and the current historically low interest rate environment increases the likelihood of interest rates rising in the future.

**Leverage Risk** is the risk associated with securities or practices (e.g., borrowing and the use of certain derivatives) and investment in certain types of derivatives that multiply small index, market or asset price movements into larger changes in value. Use of derivative instruments may involve leverage. When a derivative is used as a hedge against an offsetting position that the Fund also holds, any gains generated by the derivative should be substantially offset by losses on the hedged instrument, and vice versa. To the extent that the Fund uses a derivative for purposes other than as a hedge, or if the Fund hedges imperfectly, the Fund is directly exposed to the risks of that derivative and any loss generated by the derivative will not be offset by a gain. Futures are derivatives and may be subject to this type of risk.

**Liquidity Risk** is the risk that the Fund may be unable to find a buyer for its investments when it seeks to sell them or to receive the price it expects. Events that may lead to increased redemptions, such as market disruptions or increases in interest rates, may also negatively impact the liquidity of the Fund's investments when it needs to dispose of them. If the Fund is forced to sell its investments at an unfavorable time and/or under adverse conditions in order to meet redemption requests, such sales could negatively affect the Fund. Securities acquired in a private placement, such as Rule 144A securities, are generally subject to significant liquidity risk because they are subject to strict restrictions on resale and there may be no liquid secondary market or ready purchaser for such securities. Liquidity issues may also make it difficult to value the Fund's investments.

**Management Risk** is the risk that Loomis Sayles' investment techniques will be unsuccessful and cause the Fund to incur losses.

**Market/Issuer Risk** is the risk that the market value of the Fund's investments will move up and down, sometimes rapidly and unpredictably, based upon overall market and economic conditions, as well as a number of reasons that directly relate to the issuers of the Fund's investments, such as management performance, financial condition and demand for the issuers' goods and services.

**Mortgage-Related and Asset-Backed Securities Risk** is the risk associated with the mortgages and assets underlying the securities, as well as the risk that the securities may be prepaid and result in the reinvestment of the prepaid amounts in securities with lower yields than the prepaid obligations. Conversely, there is a risk that a rise in interest rates will extend the life of a mortgage-related or asset-backed security beyond the expected prepayment time, typically reducing the security's value, which is called extension risk. The Fund may also incur a loss when there is a prepayment of securities that were purchased at a premium. It also includes risks associated with investing in the mortgages underlying the mortgage-backed securities. The Fund's investments in other asset-backed securities are subject to risks similar to those associated with mortgage-related securities, as well as additional risks associated with the nature of the assets and the servicing of those assets. The Fund's investments in mortgage-related and other asset-backed securities are also subject to the risks associated with investments in fixed-income securities generally (e.g., credit/counterparty, liquidity and valuation risks).

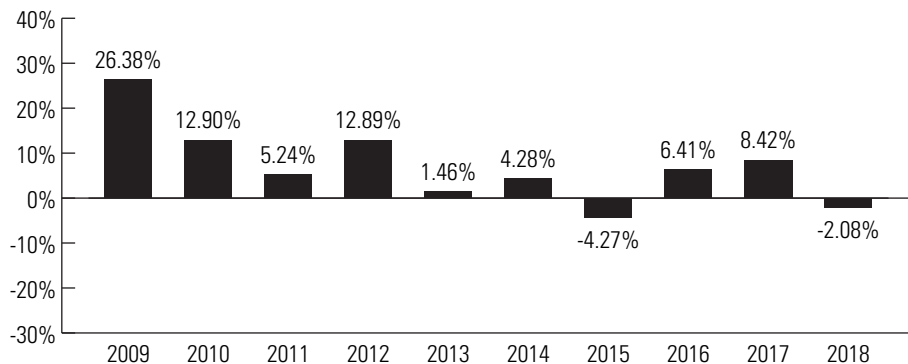
**REITs Risk** is the risk that the value of the Fund's investments in REITs will fall as a result of changes in underlying real estate values, rising

interest rates, limited diversification of holdings, higher costs and prepayment risk associated with related mortgages, as well as other risks particular to investments in real estate. Many REITs are highly leveraged, increasing their risk. The Fund will indirectly bear its proportionate share of expenses, including management fees, paid by each REIT in which it invests in addition to the expenses of the Fund.

### Risk/Return Bar Chart and Table

The following bar chart and table give an indication of the risks of investing in the Fund by showing changes in the Fund's performance from year to year and by showing how the Fund's average annual returns for the one-year, five-year and ten-year periods compare to those of a broad measure of market performance. The Fund's past performance (before and after taxes) does not necessarily indicate how the Fund will perform in the future. Updated performance information is available online at [www.loomissayles.com](http://www.loomissayles.com) and/or by calling the Fund toll-free at 800-633-3330.

#### Total Returns for Institutional Class Shares



Highest Quarterly Return:  
Second Quarter 2009, 11.36%  
Lowest Quarterly Return:  
Second Quarter 2013, -2.79%

**Average Annual Total Returns**  
(for the periods ended December 31, 2018)

	Past 1 Year	Past 5 Years	Past 10 Years
Institutional Class - Return Before Taxes	-2.08%	2.43%	6.85%
Return After Taxes on Distributions	-3.12%	0.90%	4.87%
Return After Taxes on Distributions and Sale of Fund Shares	-0.94%	1.31%	4.74%
Bloomberg Barclays U.S. Government/Credit Bond Index	-0.42%	2.53%	3.46%

The Return After Taxes on Distributions and Sale of Fund Shares for the 1-year period exceeds the Return Before Taxes due to an assumed tax benefit from losses on a sale of Fund shares at the end of the measurement period.

After-tax returns are calculated using the historical highest individual federal marginal income tax rates and do not reflect the impact of state and local taxes. Actual after-tax returns depend on an investor's tax situation and may differ from those shown. After-tax returns shown are not relevant to investors who hold their shares through tax-advantaged arrangements, such as 401(k) plans, qualified plans, education savings accounts, such as 529 plans, or individual retirement accounts. The after-tax returns are shown for the Institutional Class of the Fund. Index performance reflects no deduction for fees, expenses or taxes.

## MANAGEMENT

### Investment Adviser

Loomis, Sayles & Company, L.P. ("Loomis Sayles")

### Portfolio Managers

Matthew J. Eagan, CFA<sup>®</sup>, Vice President of Loomis Sayles, has served as a portfolio manager of the Fund since 2012 and was an associate portfolio manager of the Fund from 2006 to 2012.

Daniel J. Fuss, CFA<sup>®</sup>, CIC, Vice Chairman, Director and Managing Partner of Loomis Sayles, has served as a portfolio manager of the Fund since 1994.

Brian P. Kennedy, Vice President of Loomis Sayles, has served as a portfolio manager of the Fund since 2013.

Elaine M. Stokes, Vice President of Loomis Sayles, has served as a portfolio manager of the Fund since 2012 and was an associate portfolio manager of the Fund from 2006 to 2012.

## **PURCHASE AND SALE OF FUND SHARES**

The following information shows the investment minimum for various types of accounts:

### **Institutional Class Shares**

Institutional Class shares of the Fund are generally subject to a minimum initial investment of \$3,000,000 and a minimum subsequent investment of \$50,000, except there is no minimum initial or subsequent investment for:

- **Fund Trustees**, former Fund trustees, employees of affiliates of the Loomis Sayles Funds and other individuals who are affiliated with any Loomis Sayles Fund (this also applies to any spouse, parents, children, siblings, grandparents, grandchildren and in-laws of those mentioned) and Natixis affiliate employee benefit plans.

At the discretion of Natixis Advisors, L.P., clients of Natixis Advisors L.P. and its affiliates may purchase Institutional Class shares of the Fund below the stated minimums. The minimum may also be waived for the clients of financial consultants and financial institutions that have a business relationship with Loomis Sayles, if such client invests at least \$1,000,000 in the Fund.

The Fund's shares are available for purchase and are redeemable on any business day directly from the Fund by writing to the Fund at Loomis Sayles Funds, P.O. Box 219594, Kansas City, MO 64121-9594, by exchange, by wire, by internet at [www.loomissayles.com](http://www.loomissayles.com), by telephone at 800-633-3330, through the Automated Clearing House system, or, in the case of redemptions, by the Systematic Withdrawal Plan. See the section "How Fund Shares are Priced" in the prospectus for details.

### **TAX INFORMATION**

Fund distributions are generally taxable to you as ordinary income or capital gains, except for distributions to retirement plans and other investors that qualify for tax-advantaged treatment under U.S. federal income tax law generally. Investments in such tax-advantaged plans will generally be taxed only upon withdrawal of monies from the tax-advantaged arrangement.

### **PAYMENTS TO BROKER-DEALERS AND OTHER FINANCIAL INTERMEDIARIES**

If you purchase shares of the Fund through a broker-dealer or other financial intermediary (such as a bank), the Fund and its related companies may pay the intermediary for the sale of the Fund shares and related services. These payments may create a conflict of interest by influencing the broker-dealer or other intermediary and your salesperson to recommend the Fund over another investment. Ask your salesperson or visit your financial intermediary's website for more information.

# Loomis Sayles Small Cap Growth Fund

## INVESTMENT OBJECTIVE

The Fund's investment objective is long-term capital growth from investments in common stocks or other equity securities.

## FUND FEES & EXPENSES

The following table describes the fees and expenses that you may pay if you buy and hold shares of the Fund.

The Fund does not impose a sales charge, a redemption fee or an exchange fee.

### Annual Fund Operating Expenses

(expenses that you pay each year as a percentage of the value of your investment)

	Institutional Class	Retail Class	Class N
Management fees	0.75%	0.75%	0.75%
Distribution and/or service (12b-1) fees	0.00%	0.25%	0.00%
Other expenses	0.19%	0.19%	0.07%
Total annual fund operating expenses	0.94%	1.19%	0.82%
Fee waiver and/or expense reimbursement <sup>1</sup>	0.00%	0.00%	0.00%
Total annual fund operating expenses after fee waiver and/or expense reimbursement	0.94%	1.19%	0.82%

<sup>1</sup> Loomis, Sayles & Company, L.P. ("Loomis Sayles" or the "Adviser") has given a binding contractual undertaking to the Fund to limit the amount of the Fund's total annual fund operating expenses to 1.00%, 1.25% and 0.95% of the Fund's average daily net assets for Institutional Class shares, Retail Class shares and Class N shares, respectively, exclusive of brokerage expenses, interest expense, taxes, acquired fund fees and expenses, organizational and extraordinary expenses, such as litigation and indemnification expenses. This undertaking is in effect through January 31, 2020 and may be terminated before then only with the consent of the Fund's Board of Trustees. The Adviser will be permitted to recover, on a class-by-class basis, management fees waived and/or expenses reimbursed to the extent that expenses in later periods fall below the applicable expense limitations for Institutional Class shares, Retail Class shares and Class N shares. The Fund will not be obligated to repay any such waived/reimbursed fees and expenses more than one year after the end of the fiscal year in which the fees or expenses were waived/reimbursed.

## Example

The example is intended to help you compare the cost of investing in the Fund with the cost of investing in other mutual funds. The example assumes that you invest \$10,000 in the Fund for the time periods indicated and then redeem all of your shares at the end of those periods. The example also assumes that your investment has a 5% return each year and the Fund's operating expenses remain the same. Although your actual costs may be higher or lower, based on these assumptions your costs would be:

	1 year	3 years	5 years	10 years
Institutional Class	\$ 96	\$ 300	\$ 520	\$ 1,155
Retail Class	\$ 121	\$ 378	\$ 654	\$ 1,443
Class N	\$ 84	\$ 262	\$ 455	\$ 1,014

## Portfolio Turnover

The Fund pays transaction costs, such as commissions, when it buys and sells securities (or "turns over" its portfolio). A higher portfolio turnover rate may indicate higher transaction costs and may result in higher taxes for you if your Fund shares are held in a taxable account. These costs, which are not reflected in annual fund operating expenses or in the example, affect the Fund's performance. During its most recently ended fiscal year, the Fund's portfolio turnover rate was 41% of the average value of its portfolio.

## INVESTMENTS, RISKS AND PERFORMANCE

### Principal Investment Strategies

The Fund normally will invest at least 80% of its net assets (plus any borrowings made for investment purposes) in the equity securities of “small-cap companies,” including preferred stocks, warrants, securities convertible into common or preferred stocks and other equity-like interests in an entity. Currently, the Fund defines a small-cap company to be one whose market capitalization either falls within the capitalization range of the Russell 2000<sup>®</sup> Index, an index that tracks stocks of 2,000 of the smallest U.S. companies, or is \$3 billion or less at the time of investment. The Fund may invest the rest of its assets in companies of any size, including large-capitalization companies.

In deciding which securities to buy and sell, Loomis Sayles typically seeks to identify companies that it believes have distinctive products, technologies, or services; dynamic earnings growth; prospects for high levels of profitability; and solid management. Loomis Sayles typically does not consider current income when making buy and sell decisions.

The Fund may invest any portion of its assets in securities of Canadian issuers and up to 20% of its assets in other foreign securities, including emerging markets securities. Although certain equity securities purchased by the Fund may be issued by domestic companies incorporated outside of the United States, the Adviser does not consider these securities to be foreign if they are included in the U.S. equity indices published by S&P Global Ratings or Russell Investments. The Fund may also invest in securities issued pursuant to Rule 144A under the Securities Act of 1933 (“Rule 144A securities”).

The Fund may engage, for hedging and investment purposes, in foreign currency transactions (such as forward currency contracts), options and futures transactions.

### Principal Risks

The principal risks of investing in the Fund are summarized below. The Fund does not represent a complete investment program. You may lose money by investing in the Fund.

**Credit/Counterparty Risk** is the risk that the issuer or guarantor of a fixed-income security in which the Fund invests, or the counterparty to a derivatives or other transaction, will be unable or unwilling to make timely payments of interest or principal or to otherwise honor its obligations.

**Currency Risk** is the risk that the value of the Fund’s investments will fall as a result of changes in exchange rates. Loomis Sayles may elect not to hedge currency risk or may hedge imperfectly, which may cause the Fund to incur losses that would not have been incurred had the risk been hedged.

**Derivatives Risk** is the risk that the value of the Fund’s derivative investments such as forward currency contracts, options and futures transactions will fall, for example, because of changes in the value of the underlying reference instruments, pricing difficulties or lack of correlation with the underlying investments. The use of derivatives for other than hedging purposes may be considered a speculative activity, and involves greater risks than are involved in hedging. There is also the risk that the Fund may be unable to terminate or sell a derivatives position at an advantageous time or price. The Fund’s derivative counterparties may experience financial difficulties or otherwise be unwilling or unable to honor their obligations, possibly resulting in losses to the Fund. This risk is greater for forward currency contracts and other over-the-counter traded derivatives. Investing in derivatives gives rise to other risks, such as leverage risk, liquidity risk, credit/counterparty risk, interest rate risk and market/issuer risk. The use of derivatives may cause the Fund to incur losses greater than those which would have occurred had derivatives not been used.

**Emerging Markets Risk** is the risk that the Fund’s investments in emerging markets may face greater foreign securities risk. Emerging markets investments are subject to greater risks arising from political or economic instability, nationalization or confiscatory taxation, currency exchange restrictions and an issuer’s unwillingness or inability to make principal or interest payments on its obligations. Emerging markets companies may be smaller and have shorter operating histories than companies in developed markets.

**Equity Securities Risk** is the risk that the value of a stock may decline for a number of reasons that relate directly to the issuer, such as management performance, financial leverage and reduced demand for the issuer’s goods and services, or the equity markets generally. Growth stocks are generally more sensitive to market movements than other types of stocks, primarily because their stock prices are based heavily on future expectations. If Loomis Sayles’ assessment of the prospects for a company’s growth is wrong, or if Loomis Sayles’ judgment of how other investors will value the company’s growth is wrong, then the price of the company’s stock may fall or not approach the value that Loomis Sayles has placed on it. In the event an issuer is liquidated or declares bankruptcy, the claims of owners of the issuer’s bonds generally take precedence over the claims of those who own preferred stock or common stock.

**Foreign Securities Risk** is the risk that the value of the Fund’s foreign investments will fall as a result of foreign political, social, economic, environmental, credit, informational or currency changes or other issues relating to foreign investing generally. Foreign securities may be subject to higher volatility than U.S. securities, varying degrees of regulation and limited liquidity. The Fund’s investments in foreign securities may be subject to foreign withholding or other taxes, which would decrease the yield on those securities.

**Large Investor Risk** is the risk associated with ownership of shares of the Fund that may be concentrated in one or a few large investors. Such investors may redeem shares in large quantities or on a frequent basis. Redemptions by a large investor can affect the performance of the Fund, may increase realized capital gains, may accelerate the realization of taxable income to shareholders and may increase transaction costs. These transactions potentially limit the use of any capital loss carryforwards and certain other losses to offset future realized capital gains (if any). Such transactions may also increase the Fund’s expenses.

**Leverage Risk** is the risk associated with securities or practices (e.g., borrowing and the use of certain derivatives) and investment in certain types of derivatives that multiply small index, market or asset price movements into larger changes in value. Use of derivative instruments may involve leverage. When a derivative is used as a hedge against an offsetting position that the Fund also holds, any gains generated by the derivative should be substantially offset by losses on the hedged instrument, and vice versa. To the extent that the Fund uses a derivative for purposes other than as a hedge, or if the Fund hedges imperfectly, the Fund is directly exposed to the risks of that derivative and any loss generated by the derivative will not be offset by a gain. Futures and forward currency contracts are derivatives and may be subject to this type of risk.

**Liquidity Risk** is the risk that the Fund may be unable to find a buyer for its investments when it seeks to sell them or to receive the price it expects. Events that may lead to increased redemptions, such as market disruptions or increases in interest rates, may also negatively impact the liquidity of the Fund’s investments when it needs to dispose of them. If the Fund is forced to sell its investments at an unfavorable time and/or under adverse conditions in order to meet redemption requests, such sales could negatively affect the Fund. Securities acquired in a private placement, such as Rule 144A securities, are generally subject to significant liquidity risk because they are subject to strict restrictions on resale and there may be no liquid secondary market or ready purchaser for such securities. Liquidity issues may also make it difficult to value the Fund’s investments.

**Management Risk** is the risk that Loomis Sayles’ investment techniques will be unsuccessful and cause the Fund to incur losses.

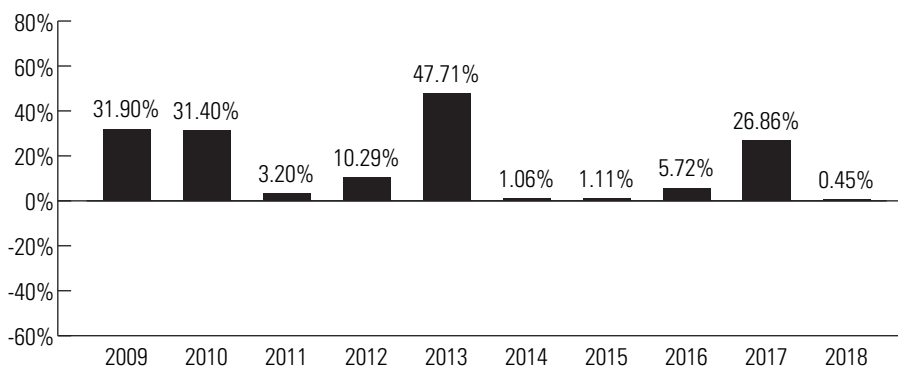
**Market/Issuer Risk** is the risk that the market value of the Fund’s investments will move up and down, sometimes rapidly and unpredictably, based upon overall market and economic conditions, as well as a number of reasons that directly relate to the issuers of the Fund’s investments, such as management performance, financial condition and demand for the issuers’ goods and services.

**Small-Capitalization Companies Risk** is the risk that the Fund’s investments may be subject to more abrupt price movements, limited markets, increased volatility and less liquidity than investments in larger, more established companies, which could adversely affect the value of the portfolio.

**Risk/Return Bar Chart and Table**

The following bar chart and table give an indication of the risks of investing in the Fund by showing changes in the Fund’s performance from year to year and by showing how the Fund’s average annual returns for the one-year, five-year, ten-year and life-of-class periods compare to those of a broad measure of market performance. The Fund’s past performance (before and after taxes) does not necessarily indicate how the Fund will perform in the future. Updated performance information is available online at [www.loomissayles.com](http://www.loomissayles.com) and/or by calling the Fund toll-free at 800-633-3330.

**Total Returns for Institutional Class Shares**



Highest Quarterly Return:  
Fourth Quarter 2010, 18.10%

Lowest Quarterly Return:  
Third Quarter 2011, -20.61%

## fund summary

### Average Annual Total Returns

(for the periods ended December 31, 2018)	Past 1 Year	Past 5 Years	Past 10 Years	Life of Class N (2/1/13)
Institutional Class - Return Before Taxes	0.45%	6.60%	14.90%	-
Return After Taxes on Distributions	-2.06%	4.44%	13.55%	-
Return After Taxes on Distributions and Sale of Fund Shares	1.94%	4.94%	12.47%	-
Retail Class - Return Before Taxes	0.23%	6.34%	14.60%	
Class N - Return Before Taxes	0.60%	6.72%	-	11.55%
Russell 2000® Growth Index	-9.31%	5.13%	13.52%	9.51%

The Return After Taxes on Distributions and Sale of Fund Shares for the 1-year period exceeds the Return Before Taxes due to an assumed tax benefit from losses on a sale of Fund shares at the end of the measurement period.

After-tax returns are calculated using the historical highest individual federal marginal income tax rates and do not reflect the impact of state and local taxes. Actual after-tax returns depend on an investor's tax situation and may differ from those shown. After-tax returns shown are not relevant to investors who hold their shares through tax-advantaged arrangements, such as 401(k) plans, qualified plans, education savings accounts, such as 529 plans, or individual retirement accounts. The after-tax returns are shown for the Institutional Class of the Fund. After-tax returns for the other classes of the Fund will vary. Index performance reflects no deduction for fees, expenses or taxes.

### MANAGEMENT

#### Investment Adviser

Loomis, Sayles & Company, L.P. ("Loomis Sayles")

#### Portfolio Managers

Mark F. Burns, CFA®, Vice President of Loomis Sayles, has served as a portfolio manager of the Fund since 2005.

John J. Slavik, CFA®, Vice President of Loomis Sayles, has served as a portfolio manager of the Fund since 2005.

### PURCHASE AND SALE OF FUND SHARES

The following information shows the investment minimum for various types of accounts:

#### Retail Class Shares

Retail Class shares of the Fund are subject to a minimum initial investment of \$2,500 and a minimum subsequent investment of \$50.

There is no initial or subsequent investment minimum for:

- **Fee-based programs** (such as a wrap accounts) where an advisory fee is paid to the broker-dealer or other financial intermediary. Please consult your financial representative to determine if your fee based program is subject to additional or different conditions or fees.
- **Certain Retirement Plans.** Please consult your retirement plan administrator to determine if your retirement plan is subject to additional or different conditions or fees.
- Clients of a **Registered Investment Adviser** where the Registered Investment Adviser receives an advisory, management or consulting fee.

#### Institutional Class Shares

Institutional Class shares of the Fund are generally subject to a minimum initial investment of \$100,000 and a minimum subsequent investment of \$50, except there is no minimum initial or subsequent investment for:

- **Fee-based programs** (such as a wrap accounts) where an advisory fee is paid to the broker-dealer or other financial intermediary. Please consult your financial representative to determine if your fee based program is subject to additional or different conditions or fees.
- **Certain Retirement Plans.** Please consult your retirement plan administrator to determine if your retirement plan is subject to additional or different conditions or fees.
- **Certain Individual Retirement Accounts** if the amounts invested represent rollover distributions from investments by any of the retirement plans invested in the Fund.
- Clients of a **Registered Investment Adviser** where the Registered Investment Adviser receives an advisory, management or consulting fee.
- **Fund Trustees**, former Fund trustees, employees of affiliates of the Loomis Sayles Funds and other individuals who are affiliated with any Loomis Sayles Fund (this also applies to any spouse, parents, children, siblings, grandparents, grandchildren and in-laws of those mentioned) and Natixis affiliate employee benefit plans.



At the discretion of Natixis Advisors L.P., clients of Natixis Advisors L.P., and its affiliates may purchase Institutional Class shares of the Fund below the stated minimums.

### **Class N Shares**

Class N shares of the Fund are subject to a \$1,000,000 initial investment minimum. There is no initial investment minimum for Certain Retirement Plans and funds of funds that are distributed by Natixis Distribution, L.P. Sub-accounts held within an omnibus account, where the omnibus account has at least \$1,000,000, are not required to meet the investment minimum. There is no subsequent investment minimum for these shares. In its sole discretion, Natixis Distribution, L.P. may waive the investment minimum requirement for accounts as to which the relevant financial intermediary has provided assurances, in writing, that the accounts will be converted to and held in omnibus fashion subject to the requirements above beginning no more than two years following the establishment date of such accounts in Class N.

Due to operational limitations at your financial intermediary, certain fee based programs, retirement plans, individual retirement accounts and accounts of registered investment advisers may be subject to the investment minimums described above.

The Fund's shares are available for purchase and are redeemable on any business day through your financial adviser, through your broker-dealer, directly from the Fund by writing to the Fund at Loomis Sayles Funds, P.O. Box 219594, Kansas City, MO 64121-9594, by exchange, by wire, by internet at [www.loomissayles.com](http://www.loomissayles.com), by telephone at 800-633-3330, through the Automated Clearing House system, or, in the case of redemptions, by the Systematic Withdrawal Plan. See the section "How Fund Shares are Priced" in the prospectus for details.

### **TAX INFORMATION**

Fund distributions are generally taxable to you as ordinary income or capital gains, except for distributions to retirement plans and other investors that qualify for tax-advantaged treatment under U.S. federal income tax law generally. Investments in such tax-advantaged plans will generally be taxed only upon withdrawal of monies from the tax-advantaged arrangement.

### **PAYMENTS TO BROKER-DEALERS AND OTHER FINANCIAL INTERMEDIARIES**

If you purchase shares of the Fund through a broker-dealer or other financial intermediary (such as a bank), the Fund and its related companies may pay the intermediary for the sale of the Fund shares and related services. These payments may create a conflict of interest by influencing the broker-dealer or other intermediary and your salesperson to recommend the Fund over another investment. Ask your salesperson or visit your financial intermediary's website for more information.

# Loomis Sayles Small Cap Value Fund

## INVESTMENT OBJECTIVE

The Fund's investment objective is long-term capital growth from investments in common stocks or other equity securities.

## FUND FEES & EXPENSES

The following table describes the fees and expenses that you may pay if you buy and hold shares of the Fund.

The Fund does not impose a sales charge, a redemption fee or an exchange fee.

### Annual Fund Operating Expenses

(expenses that you pay each year as a percentage of the value of your investment)	Institutional Class	Retail Class	Admin Class	Class N
Management fees	0.75%	0.75%	0.75%	0.75%
Distribution and/or service (12b-1) fees	0.00%	0.25%	0.25%	0.00%
Other expenses	0.17%	0.17%	0.42% <sup>1</sup>	0.08%
Acquired fund fees and expenses <sup>2</sup>	0.03%	0.03%	0.03%	0.03%
Total annual fund operating expenses	0.95%	1.20%	1.45%	0.86%
Fee waiver and/or expense reimbursement <sup>3</sup>	0.02%	0.02%	0.02%	0.00%
Total annual fund operating expenses after fee waiver and/or expense reimbursement	0.93%	1.18%	1.43%	0.86%

<sup>1</sup> Other expenses include an administrative services fee of 0.25% for Admin Class shares.

<sup>2</sup> The expense information shown in the table above differs from the expense information disclosed in the Fund's financial highlights table because the financial highlights table reflects the operating expenses of the Fund and does not include acquired fund fees and expenses.

<sup>3</sup> Loomis, Sayles & Company, L.P. ("Loomis Sayles" or the "Adviser") has given a binding contractual undertaking to the Fund to limit the amount of the Fund's total annual fund operating expenses to 0.90%, 1.15%, 1.40% and 0.85% of the Fund's average daily net assets for Institutional Class shares, Retail Class shares, Admin Class shares and Class N shares, respectively, exclusive of brokerage expenses, interest expense, taxes, acquired fund fees and expenses, organizational and extraordinary expenses, such as litigation and indemnification expenses. This undertaking is in effect through January 31, 2020 and may be terminated before then only with the consent of the Fund's Board of Trustees. The Adviser will be permitted to recover, on a class-by-class basis, management fees waived and/or expenses reimbursed to the extent that expenses in later periods fall below the applicable expense limitations for Institutional Class shares, Retail Class shares, Admin Class shares and Class N shares. The Fund will not be obligated to repay any such waived/reimbursed fees and expenses more than one year after the end of the fiscal year in which the fees or expenses were waived/reimbursed.

## Example

The example is intended to help you compare the cost of investing in the Fund with the cost of investing in other mutual funds. The example assumes that you invest \$10,000 in the Fund for the time periods indicated and then redeem all of your shares at the end of those periods. The example also assumes that your investment has a 5% return each year and the Fund's operating expenses remain the same, except that the examples for the Institutional Class, Retail Class and Admin Class shares are based on the Total Annual Fund Operating Expenses After Fee Waiver and/or Expense Reimbursement assuming that such waiver and/or reimbursement will only be in place through the date noted above and on the Total Annual Fund Operating Expenses for the remaining periods. Although your actual costs may be higher or lower, based on these assumptions your costs would be:

	1 year	3 years	5 years	10 years
Institutional Class	\$ 95	\$ 301	\$ 524	\$ 1,165
Retail Class	\$ 120	\$ 379	\$ 658	\$ 1,453
Admin Class	\$ 146	\$ 457	\$ 790	\$ 1,734
Class N	\$ 88	\$ 274	\$ 477	\$ 1,061

## Portfolio Turnover

The Fund pays transaction costs, such as commissions, when it buys and sells securities (or "turns over" its portfolio). A higher portfolio turnover rate may indicate higher transaction costs and may result in higher taxes for you if your Fund shares are held in a taxable account. These costs, which are not reflected in annual fund operating expenses or in the example, affect the Fund's performance. During its most recently ended fiscal year, the Fund's portfolio turnover rate was 19% of the average value of its portfolio.

## INVESTMENTS, RISKS AND PERFORMANCE

### Principal Investment Strategies

The Fund normally will invest at least 80% of its net assets (plus any borrowings made for investment purposes) in the equity securities of “small-cap companies,” including preferred stocks, warrants, securities convertible into common or preferred stocks and other equity-like interests in an entity. Currently, the Fund defines a small-cap company to be one whose market capitalization falls within the capitalization range of the Russell 2000<sup>®</sup> Index, an index that tracks stocks of 2,000 of the smallest U.S. companies. The Fund may invest the rest of its assets in companies of any size, including large-capitalization companies.

In deciding which securities to buy and sell, Loomis Sayles seeks to identify securities of smaller companies that it believes are undervalued by the market. Loomis Sayles will consider, among other things, price-to-earnings, price-to-book and price-to-cash flow ratios. The Fund’s investments may include companies that have suffered significant business problems but are believed by Loomis Sayles to have favorable prospects for recovery and companies that are not yet well-known to the investment community but are considered to have favorable fundamental prospects and attractive valuation. The portfolio managers analyze fundamental trends across the various industries in the sectors and use this information along with security valuation procedures to determine which stocks they believe are best positioned to outperform the industry or sector. Sell decisions are made when there is a deterioration in fundamentals, a stock reaches a target price or a more attractive opportunity is found.

The Fund may invest up to 20% of its assets in foreign securities, including emerging markets securities. Although certain equity securities purchased by the Fund may be issued by domestic companies incorporated outside of the United States, the Adviser does not consider these securities to be foreign if they are included in the U.S. equity indices published by S&P Global Ratings or Russell Investments. The Fund may also invest in real estate investment trusts (“REITs”), securities issued pursuant to Rule 144A under the Securities Act of 1933 (“Rule 144A securities”) and, to the extent permitted by the Investment Company Act of 1940, and the rules thereunder (the “1940 Act”), investment companies. The Fund may engage, for hedging and investment purposes, in foreign currency transactions (such as forward currency contracts), options and futures transactions.

### Principal Risks

The principal risks of investing in the Fund are summarized below. The Fund does not represent a complete investment program. You may lose money by investing in the Fund.

**Credit/Counterparty Risk** is the risk that the issuer or guarantor of a fixed-income security in which the Fund invests, or the counterparty to a derivatives or other transaction, will be unable or unwilling to make timely payments of interest or principal or to otherwise honor its obligations.

**Currency Risk** is the risk that the value of the Fund’s investments will fall as a result of changes in exchange rates. Loomis Sayles may elect not to hedge currency risk or may hedge imperfectly, which may cause the Fund to incur losses that would not have been incurred had the risk been hedged.

**Derivatives Risk** is the risk that the value of the Fund’s derivative investments such as forward currency contracts, options and futures transactions will fall, for example, because of changes in the value of the underlying reference instruments, pricing difficulties or lack of correlation with the underlying investments. The use of derivatives for other than hedging purposes may be considered a speculative activity, and involves greater risks than are involved in hedging. There is also the risk that the Fund may be unable to terminate or sell a derivatives position at an advantageous time or price. The Fund’s derivative counterparties may experience financial difficulties or otherwise be unwilling or unable to honor their obligations, possibly resulting in losses to the Fund. This risk is greater for forward currency contracts and other over-the-counter traded derivatives. Investing in derivatives gives rise to other risks, such as leverage risk, liquidity risk, credit/counterparty risk, interest rate risk and market/issuer risk. The use of derivatives may cause the Fund to incur losses greater than those which would have occurred had derivatives not been used.

**Emerging Markets Risk** is the risk that the Fund’s investments in emerging markets may face greater foreign securities risk. Emerging markets investments are subject to greater risks arising from political or economic instability, nationalization or confiscatory taxation, currency exchange restrictions and an issuer’s unwillingness or inability to make principal or interest payments on its obligations. Emerging markets companies may be smaller and have shorter operating histories than companies in developed markets.

**Equity Securities Risk** is the risk that the value of a stock may decline for a number of reasons that relate directly to the issuer, such as management performance, financial leverage and reduced demand for the issuer's goods and services, or the equity markets generally. Value stocks can perform differently from the market as a whole and from other types of stocks. Value stocks present the risk that their lower valuations fairly reflect their business prospects or that other investors will not agree that the stocks represent favorable investment opportunities, and they may fall out of favor with investors and underperform growth stocks during any given period. In the event an issuer is liquidated or declares bankruptcy, the claims of owners of the issuer's bonds generally take precedence over the claims of those who own preferred stock or common stock.

**Foreign Securities Risk** is the risk that the value of the Fund's foreign investments will fall as a result of foreign political, social, economic, environmental, credit, informational or currency changes or other issues relating to foreign investing generally. Foreign securities may be subject to higher volatility than U.S. securities, varying degrees of regulation and limited liquidity. The Fund's investments in foreign securities may be subject to foreign withholding or other taxes, which would decrease the yield on those securities.

**Investments in Other Investment Companies Risk** is the risk that the Fund will indirectly bear the management service and other fees of the other investment company in addition to its own expenses.

**Large Investor Risk** is the risk associated with ownership of shares of the Fund that may be concentrated in one or a few large investors. Such investors may redeem shares in large quantities or on a frequent basis. Redemptions by a large investor can affect the performance of the Fund, may increase realized capital gains, may accelerate the realization of taxable income to shareholders and may increase transaction costs. These transactions potentially limit the use of any capital loss carryforwards and certain other losses to offset future realized capital gains (if any). Such transactions may also increase the Fund's expenses.

**Leverage Risk** is the risk associated with securities or practices (e.g., borrowing and the use of certain derivatives) and investment in certain types of derivatives that multiply small index, market or asset price movements into larger changes in value. Use of derivative instruments may involve leverage. When a derivative is used as a hedge against an offsetting position that the Fund also holds, any gains generated by the derivative should be substantially offset by losses on the hedged instrument, and vice versa. To the extent that the Fund uses a derivative for purposes other than as a hedge, or if the Fund hedges imperfectly, the Fund is directly exposed to the risks of that derivative and any loss generated by the derivative will not be offset by a gain. Futures and forward currency contracts are derivatives and may be subject to this type of risk.

**Liquidity Risk** is the risk that the Fund may be unable to find a buyer for its investments when it seeks to sell them or to receive the price it expects. Events that may lead to increased redemptions, such as market disruptions or increases in interest rates, may also negatively impact the liquidity of the Fund's investments when it needs to dispose of them. If the Fund is forced to sell its investments at an unfavorable time and/or under adverse conditions in order to meet redemption requests, such sales could negatively affect the Fund. Securities acquired in a private placement, such as Rule 144A securities, are generally subject to significant liquidity risk because they are subject to strict restrictions on resale and there may be no liquid secondary market or ready purchaser for such securities. Liquidity issues may also make it difficult to value the Fund's investments.

**Management Risk** is the risk that Loomis Sayles' investment techniques will be unsuccessful and cause the Fund to incur losses.

**Market/Issuer Risk** is the risk that the market value of the Fund's investments will move up and down, sometimes rapidly and unpredictably, based upon overall market and economic conditions, as well as a number of reasons that directly relate to the issuers of the Fund's investments, such as management performance, financial condition and demand for the issuers' goods and services.

**REITs Risk** is the risk that the value of the Fund's investments in REITs will fall as a result of changes in underlying real estate values, rising interest rates, limited diversification of holdings, higher costs and prepayment risk associated with related mortgages, as well as other risks particular to investments in real estate. Many REITs are highly leveraged, increasing their risk. The Fund will indirectly bear its proportionate share of expenses, including management fees, paid by each REIT in which it invests in addition to the expenses of the Fund.

**Small-Capitalization Companies Risk** is the risk that the Fund's investments may be subject to more abrupt price movements, limited markets, increased volatility and less liquidity than investments in larger, more established companies, which could adversely affect the value of the portfolio.

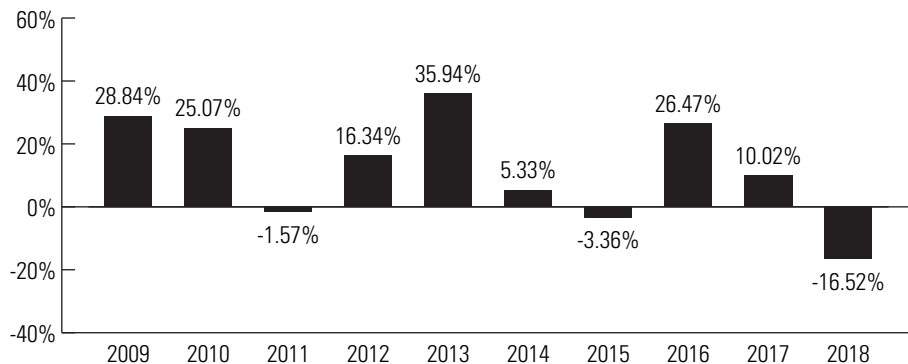
#### **Risk/Return Bar Chart and Table**

The following bar chart and table give an indication of the risks of investing in the Fund by showing changes in the Fund's performance from year to year and by showing how the Fund's average annual returns for the one-year, five-year, ten-year and life-of-class periods (as applicable) compare to those of two broad measures of market performance. The Russell 2000<sup>®</sup> Value Index is an unmanaged index that measures the performance of those Russell 2000<sup>®</sup> companies with lower price-to-book ratios and lower forecasted growth values.

## fund summary

The Russell 2000<sup>®</sup> Index is an unmanaged index that consists of the 2,000 smallest companies in the Russell 3000<sup>®</sup> Index. This index shows how the Fund's returns compare to a commonly-used broad based index focused on small-cap securities. The Fund's past performance (before and after taxes) does not necessarily indicate how the Fund will perform in the future. Updated performance information is available online at [www.loomissayles.com](http://www.loomissayles.com) and/or by calling the Fund toll-free at 800-633-3330.

### Total Returns for Institutional Class Shares



Highest Quarterly Return:

Third Quarter 2009, 19.42%

Lowest Quarterly Return:

Third Quarter 2011, -21.38%

### Average Annual Total Returns

(for the periods ended December 31, 2018)	Past 1 Year	Past 5 Years	Past 10 Years	Life of Class N (2/1/13)
Institutional Class - Return Before Taxes	-16.52%	3.41%	11.48%	-
Return After Taxes on Distributions	-19.55%	0.61%	9.71%	-
Return After Taxes on Distributions and Sale of Fund Shares	-7.74%	2.62%	9.54%	-
Retail Class - Return Before Taxes	-16.76%	3.15%	11.21%	-
Admin Class - Return Before Taxes	-16.94%	2.90%	10.93%	-
Class N - Return Before Taxes	-16.49%	3.47%	-	7.25%
Russell 2000 <sup>®</sup> Value Index	-12.86%	3.61%	10.40%	7.11%
Russell 2000 <sup>®</sup> Index	-11.01%	4.41%	11.97%	8.34%

The Return After Taxes on Distributions and Sale of Fund Shares for the 1-year period exceeds the Return Before Taxes due to an assumed tax benefit from losses on a sale of Fund shares at the end of the measurement period.

After-tax returns are calculated using the historical highest individual federal marginal income tax rates and do not reflect the impact of state and local taxes. Actual after-tax returns depend on an investor's tax situation and may differ from those shown. After-tax returns shown are not relevant to investors who hold their shares through tax-advantaged arrangements, such as 401(k) plans, qualified plans, education savings accounts, such as 529 plans, or individual retirement accounts. The after-tax returns are shown for the Institutional Class of the Fund. After-tax returns for the other classes of the Fund will vary. Index performance reflects no deduction for fees, expenses or taxes.

## MANAGEMENT

### Investment Adviser

Loomis, Sayles & Company, L.P. ("Loomis Sayles")

### Portfolio Managers

Joseph R. Gatz, CFA<sup>®</sup>, Vice President of Loomis Sayles, has served as a portfolio manager of the Fund since 2000.

Jeffrey Schwartz, CFA<sup>®</sup>, Vice President of Loomis Sayles, has served as a portfolio manager of the Fund since 2012.

## PURCHASE AND SALE OF FUND SHARES

The following information shows the investment minimum for various types of accounts:

### Retail Class Shares

Retail Class shares of the Fund are subject to a minimum initial investment of \$2,500 and a minimum subsequent investment of \$50.

There is no initial or subsequent investment minimum for:

- **Fee-based programs** (such as a wrap accounts) where an advisory fee is paid to the broker-dealer or other financial intermediary. Please consult your financial representative to determine if your fee based program is subject to additional or different conditions or fees.
- **Certain Retirement Plans.** Please consult your retirement plan administrator to determine if your retirement plan is subject to additional or different conditions or fees.
- Clients of a **Registered Investment Adviser** where the Registered Investment Adviser receives an advisory, management or consulting fee.

### **Institutional Class Shares**

Institutional Class shares of the Fund are generally subject to a minimum initial investment of \$100,000 and a minimum subsequent investment of \$50, except there is no minimum initial or subsequent investment for:

- **Fee-based programs** (such as a wrap accounts) where an advisory fee is paid to the broker-dealer or other financial intermediary. Please consult your financial representative to determine if your fee based program is subject to additional or different conditions or fees.
- **Certain Retirement Plans.** Please consult your retirement plan administrator to determine if your retirement plan is subject to additional or different conditions or fees.
- **Certain Individual Retirement Accounts** if the amounts invested represent rollover distributions from investments by any of the retirement plans invested in the Fund.
- Clients of a **Registered Investment Adviser** where the Registered Investment Adviser receives an advisory, management or consulting fee.
- **Fund Trustees**, former Fund trustees, employees of affiliates of the Loomis Sayles Funds and other individuals who are affiliated with any Loomis Sayles Fund (this also applies to any spouse, parents, children, siblings, grandparents, grandchildren and in-laws of those mentioned) and Natixis affiliate employee benefit plans.

At the discretion of Natixis Advisors L.P., clients of Natixis Advisors L.P., and its affiliates may purchase Institutional Class shares of the Fund below the stated minimums.

### **Class N Shares**

Class N shares of the Fund are subject to a \$1,000,000 initial investment minimum. There is no initial investment minimum for Certain Retirement Plans and funds of funds that are distributed by Natixis Distribution, L.P. Sub-accounts held within an omnibus account, where the omnibus account has at least \$1,000,000, are not required to meet the investment minimum. There is no subsequent investment minimum for these shares. In its sole discretion, Natixis Distribution, L.P. may waive the investment minimum requirement for accounts as to which the relevant financial intermediary has provided assurances, in writing, that the accounts will be converted to and held in omnibus fashion subject to the requirements above beginning no more than two years following the establishment date of such accounts in Class N.

### **Admin Class Shares**

Admin Class shares of the Fund are intended primarily for Certain Retirement Plans held in an omnibus fashion and are not available for purchase by individual investors. There are no initial or subsequent investment minimums for these shares.

Due to operational limitations at your financial intermediary, certain fee based programs, retirement plans, individual retirement accounts and accounts of registered investment advisers may be subject to the investment minimums described above.

The Fund's shares are available for purchase and are redeemable on any business day through your financial adviser, through your broker-dealer, directly from the Fund by writing to the Fund at Loomis Sayles Funds, P.O. Box 219594, Kansas City, MO 64121-9594, by exchange, by wire, by internet at [www.loomissayles.com](http://www.loomissayles.com), by telephone at 800-633-3330, through the Automated Clearing House system, or, in the case of redemptions, by the Systematic Withdrawal Plan. See the section "How Fund Shares are Priced" in the prospectus for details.

### **TAX INFORMATION**

Fund distributions are generally taxable to you as ordinary income or capital gains, except for distributions to retirement plans and other investors that qualify for tax-advantaged treatment under U.S. federal income tax law generally. Investments in such tax-advantaged plans will generally be taxed only upon withdrawal of monies from the tax-advantaged arrangement.

### **PAYMENTS TO BROKER-DEALERS AND OTHER FINANCIAL INTERMEDIARIES**

If you purchase shares of the Fund through a broker-dealer or other financial intermediary (such as a bank), the Fund and its related companies may pay the intermediary for the sale of the Fund shares and related services. These payments may create a conflict of interest by influencing the broker-dealer or other intermediary and your salesperson to recommend the Fund over another investment. Ask your salesperson or visit your financial intermediary's website for more information.

# Loomis Sayles Small/Mid Cap Growth Fund

## INVESTMENT OBJECTIVE

The Fund's investment objective is long-term capital growth from investments in common stocks or other equity securities.

## FUND FEES & EXPENSES

The following table describes the fees and expenses that you may pay if you buy and hold shares of the Fund.

The Fund does not impose a sales charge, a redemption fee or an exchange fee.

### Annual Fund Operating Expenses

(expenses that you pay each year as a percentage of the value of your investment)

	Institutional Class
Management fees	0.75%
Distribution and/or service (12b-1) fees	0.00%
Other expenses <sup>1</sup>	0.67%
Total annual fund operating expenses	1.42%
Fee waiver and/or expense reimbursement <sup>2</sup>	0.57%
Total annual fund operating expenses after fee waiver and/or expense reimbursement	0.85%

<sup>1</sup> Other expenses have been restated to reflect current custodian fees for the Fund effective October 1, 2018.

<sup>2</sup> Loomis, Sayles & Company, L.P. ("Loomis Sayles" or the "Adviser") has given a binding contractual undertaking to the Fund to limit the amount of the Fund's total annual fund operating expenses to 0.85% of the Fund's average daily net assets for Institutional Class shares, exclusive of brokerage expenses, interest expense, taxes, acquired fund fees and expenses, organizational and extraordinary expenses, such as litigation and indemnification expenses. This undertaking is in effect through January 31, 2020 and may be terminated before then only with the consent of the Fund's Board of Trustees. The Adviser will be permitted to recover, on a class-by-class basis, management fees waived and/or expenses reimbursed to the extent that expenses in later periods fall below the applicable expense limitation for Institutional Class shares. The Fund will not be obligated to repay any such waived/reimbursed fees and expenses more than one year after the end of the fiscal year in which the fees or expenses were waived/reimbursed.

## Example

The example is intended to help you compare the cost of investing in the Fund with the cost of investing in other mutual funds. The example assumes that you invest \$10,000 in the Fund for the time periods indicated and then redeem all of your shares at the end of those periods. The example also assumes that your investment has a 5% return each year and the Fund's operating expenses remain the same, except that the example is based on Total Annual Fund Operating Expenses After Fee Waiver and/or Expense Reimbursement assuming that such waiver and/or reimbursement will only be in place through the date noted above and on the Total Annual Fund Operating Expenses for the remaining periods. Although your actual costs may be higher or lower, based on these assumptions your costs would be:

	1 year	3 years	5 years	10 years
Institutional Class	\$ 87	\$ 393	\$ 722	\$ 1,653

## Portfolio Turnover

The Fund pays transaction costs, such as commissions, when it buys and sells securities (or "turns over" its portfolio). A higher portfolio turnover rate may indicate higher transaction costs and may result in higher taxes for you if your Fund shares are held in a taxable account. These costs, which are not reflected in annual fund operating expenses or in the example, affect the Fund's performance. During its most recently ended fiscal year, the Fund's portfolio turnover rate was 102% of the average value of its portfolio.

## INVESTMENTS, RISKS AND PERFORMANCE

### Principal Investment Strategies

The Fund normally will invest at least 80% of its net assets (plus any borrowings made for investment purposes) in the equity securities of "small/mid-cap companies," including preferred stocks, warrants and securities convertible into common or preferred stocks. Currently, the Fund defines a small/mid-cap company to be one whose market capitalization either falls within the capitalization range of the Russell 2500<sup>®</sup> Index, an index that tracks some or all of the stocks of the 2,500 of the smallest U.S. companies, or is \$7 billion or less at the time of investment. The Fund may invest the rest of its assets in companies of any size, including large-capitalization companies.

In deciding which securities to buy and sell, Loomis Sayles typically seeks to identify companies that it believes have distinctive products, technologies, or services; dynamic earnings growth; prospects for high levels of profitability; and solid management. Loomis Sayles typically

does not consider current income when making buy and sell decisions.

The Fund may invest any portion of its assets in securities of Canadian issuers and up to 20% of its assets in other foreign securities, including emerging markets securities. Although certain equity securities purchased by the Fund may be issued by domestic companies incorporated outside of the United States, the Adviser does not consider these securities to be foreign if they are included in the U.S. equity indices published by S&P Global Ratings or Russell Investments. The Fund may also invest in securities issued pursuant to Rule 144A under the Securities Act of 1933 (“Rule 144A securities”).

The Fund may engage, for hedging and investment purposes, in foreign currency transactions (such as forward currency contracts), options and futures transactions.

### Principal Risks

The principal risks of investing in the Fund are summarized below. The Fund does not represent a complete investment program. You may lose money by investing in the Fund.

**Credit/Counterparty Risk** is the risk that the issuer or guarantor of a fixed-income security in which the Fund invests, or the counterparty to a derivatives or other transaction, will be unable or unwilling to make timely payments of interest or principal or to otherwise honor its obligations.

**Currency Risk** is the risk that the value of the Fund’s investments will fall as a result of changes in exchange rates. Loomis Sayles may elect not to hedge currency risk or may hedge imperfectly, which may cause the Fund to incur losses that would not have been incurred had the risk been hedged.

**Derivatives Risk** is the risk that the value of the Fund’s derivative investments such as forward currency contracts, options and futures transactions will fall, for example, because of changes in the value of the underlying reference instruments, pricing difficulties or lack of correlation with the underlying investments. The use of derivatives for other than hedging purposes may be considered a speculative activity, and involves greater risks than are involved in hedging. There is also the risk that the Fund may be unable to terminate or sell a derivatives position at an advantageous time or price. The Fund’s derivative counterparties may experience financial difficulties or otherwise be unwilling or unable to honor their obligations, possibly resulting in losses to the Fund. This risk is greater for forward currency contracts and other over-the-counter traded derivatives. Investing in derivatives gives rise to other risks, such as leverage risk, liquidity risk, credit/counterparty risk, interest rate risk and market/issuer risk. The use of derivatives may cause the Fund to incur losses greater than those which would have occurred had derivatives not been used.

**Emerging Markets Risk** is the risk that the Fund’s investments in emerging markets may face greater foreign securities risk. Emerging markets investments are subject to greater risks arising from political or economic instability, nationalization or confiscatory taxation, currency exchange restrictions and an issuer’s unwillingness or inability to make principal or interest payments on its obligations. Emerging markets companies may be smaller and have shorter operating histories than companies in developed markets.

**Equity Securities Risk** is the risk that the value of a stock may decline for a number of reasons that relate directly to the issuer, such as management performance, financial leverage and reduced demand for the issuer’s goods and services, or the equity markets generally. Growth stocks are generally more sensitive to market movements than other types of stocks, primarily because their stock prices are based heavily on future expectations. If Loomis Sayles’ assessment of the prospects for a company’s growth is wrong, or if Loomis Sayles’ judgment of how other investors will value the company’s growth is wrong, then the price of the company’s stock may fall or not approach the value that Loomis Sayles has placed on it. In the event an issuer is liquidated or declares bankruptcy, the claims of owners of the issuer’s bonds generally take precedence over the claims of those who own preferred stock or common stock.

**Foreign Securities Risk** is the risk that the value of the Fund’s foreign investments will fall as a result of foreign political, social, economic, environmental, credit, informational or currency changes or other issues relating to foreign investing generally. Foreign securities may be subject to higher volatility than U.S. securities, varying degrees of regulation and limited liquidity. The Fund’s investments in foreign securities may be subject to foreign withholding or other taxes, which would decrease the yield on those securities.

**Large Investor Risk** is the risk associated with ownership of shares of the Fund that may be concentrated in one or a few large investors. Such investors may redeem shares in large quantities or on a frequent basis. Redemptions by a large investor can affect the performance of the Fund, may increase realized capital gains, may accelerate the realization of taxable income to shareholders and may increase transaction costs. These transactions potentially limit the use of any capital loss carryforwards and certain other losses to offset future realized capital gains (if any). Such transactions may also increase the Fund’s expenses.

**Leverage Risk** is the risk associated with securities or practices (e.g., borrowing and the use of certain derivatives) and investment in certain



types of derivatives that multiply small index, market or asset price movements into larger changes in value. Use of derivative instruments may involve leverage. When a derivative is used as a hedge against an offsetting position that the Fund also holds, any gains generated by the derivative should be substantially offset by losses on the hedged instrument, and vice versa. To the extent that the Fund uses a derivative for purposes other than as a hedge, or if the Fund hedges imperfectly, the Fund is directly exposed to the risks of that derivative and any loss generated by the derivative will not be offset by a gain. Futures and forward currency contracts are derivatives and may be subject to this type of risk.

**Liquidity Risk** is the risk that the Fund may be unable to find a buyer for its investments when it seeks to sell them or to receive the price it expects. Events that may lead to increased redemptions, such as market disruptions or increases in interest rates, may also negatively impact the liquidity of the Fund's investments when it needs to dispose of them. If the Fund is forced to sell its investments at an unfavorable time and/or under adverse conditions in order to meet redemption requests, such sales could negatively affect the Fund. Securities acquired in a private placement, such as Rule 144A securities, are generally subject to significant liquidity risk because they are subject to strict restrictions on resale and there may be no liquid secondary market or ready purchaser for such securities. Liquidity issues may also make it difficult to value the Fund's investments.

**Management Risk** is the risk that Loomis Sayles' investment techniques will be unsuccessful and cause the Fund to incur losses.

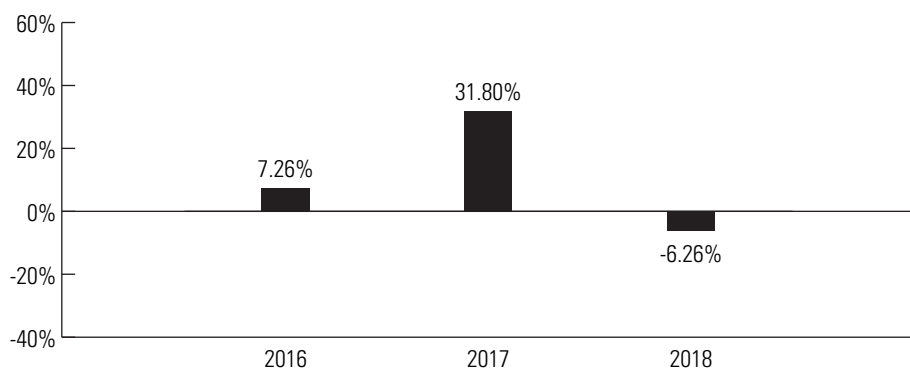
**Market/Issuer Risk** is the risk that the market value of the Fund's investments will move up and down, sometimes rapidly and unpredictably, based upon overall market and economic conditions, as well as a number of reasons that directly relate to the issuers of the Fund's investments, such as management performance, financial condition and demand for the issuers' goods and services.

**Small/Mid-Capitalization Companies Risk** is the risk that the Fund's investments may be subject to more abrupt price movements, limited markets, increased volatility and less liquidity than investments in larger, more established companies, which could adversely affect the value of the portfolio.

#### Risk/Return Bar Chart and Table

The following bar chart and table give an indication of the risks of investing in the Fund by showing changes in the Fund's performance from year to year and by showing how the Fund's average annual returns for the one-year and life-of-fund periods compare to those of a broad measure of market performance. The Fund's past performance (before and after taxes) does not necessarily indicate how the Fund will perform in the future. Updated performance information is available online at [www.loomissayles.com](http://www.loomissayles.com) and/or by calling the Fund toll-free at 800-633-3330.

#### Total Returns for Institutional Class Shares



Highest Quarterly Return:  
Third Quarter 2017, 7.51%

Lowest Quarterly Return:  
Fourth Quarter 2018, -20.24%

#### Average Annual Total Returns

(for the periods ended December 31, 2018)

	Past 1 Year	Life of Fund (6/30/15)
Institutional Class - Return Before Taxes	-6.26%	6.27%
Return After Taxes on Distributions	-13.64%	3.80%
Return After Taxes on Distributions and Sale of Fund Shares	1.06%	4.77%
Russell 2500™ Growth Index	-7.47%	4.50%

The Return After Taxes on Distributions and Sale of Fund Shares for the 1-year period exceeds the Return Before Taxes due to an assumed tax benefit from losses on a sale of Fund shares at the end of the measurement period.

After-tax returns are calculated using the historical highest individual federal marginal income tax rates and do not reflect the impact of state

and local taxes. Actual after-tax returns depend on an investor's tax situation and may differ from those shown. After-tax returns shown are not relevant to investors who hold their shares through tax-advantaged arrangements, such as 401(k) plans, qualified plans, education savings accounts, such as 529 plans, or individual retirement accounts. Index performance reflects no deduction for fees, expenses or taxes.

## MANAGEMENT

### Investment Adviser

Loomis, Sayles & Company, L.P. ("Loomis Sayles")

### Portfolio Managers

Mark F. Burns, CFA<sup>®</sup>, Vice President of Loomis Sayles, has served as a portfolio manager of the Fund since 2015.

John J. Slavik, CFA<sup>®</sup>, Vice President of Loomis Sayles, has served as a portfolio manager of the Fund since 2015.

## PURCHASE AND SALE OF FUND SHARES

The following information shows the investment minimum for various types of accounts:

### Institutional Class Shares

Institutional Class shares of the Fund are generally subject to a minimum initial investment of \$1,000,000 and a minimum subsequent investment of \$50,000, except there is no minimum initial or subsequent investment for:

- **Certain Retirement Plans.** Please consult your retirement plan administrator to determine if your retirement plan is subject to additional or different conditions or fees.
- **Fund Trustees,** former Fund trustees, employees of affiliates of the Loomis Sayles Funds and other individuals who are affiliated with any Loomis Sayles Fund (this also applies to any spouse, parents, children, siblings, grandparents, grandchildren and in-laws of those mentioned) and Natixis affiliate employee benefit plans.

**Registered Investment Advisers** investing on behalf of their clients and certain fee based programs may aggregate investments of multiple clients to satisfy the \$1,000,000 minimum initial investment amount.

At the discretion of Natixis Advisors, L.P., clients of Natixis Advisors, L.P. and its affiliates may purchase Institutional Class shares of the Fund below the stated minimums.

Due to operational limitations at your financial intermediary, certain fee based programs, retirement plans, individual retirement accounts and accounts of registered investment advisers may be subject to the investment minimums described above.

The Fund's shares are available for purchase and are redeemable on any business day through your financial adviser, through your broker-dealer, directly from the Fund by writing to the Fund at Loomis Sayles Funds, P.O. Box 219594, Kansas City, MO 64121-9594, by exchange, by wire, by internet at [www.loomissayles.com](http://www.loomissayles.com), by telephone at 800-633-3330, through the Automated Clearing House system, or, in the case of redemptions, by the Systematic Withdrawal Plan. See the section "How Fund Shares are Priced" in the prospectus for details.

## TAX INFORMATION

Fund distributions are generally taxable to you as ordinary income or capital gains, except for distributions to retirement plans and other investors that qualify for tax-advantaged treatment under U.S. federal income tax law generally. Investments in such tax-advantaged plans will generally be taxed only upon withdrawal of monies from the tax-advantaged arrangement.

## PAYMENTS TO BROKER-DEALERS AND OTHER FINANCIAL INTERMEDIARIES

If you purchase shares of the Fund through a broker-dealer or other financial intermediary (such as a bank), the Fund and its related companies may pay the intermediary for the sale of the Fund shares and related services. These payments may create a conflict of interest by influencing the broker-dealer or other intermediary and your salesperson to recommend the Fund over another investment. Ask your salesperson or visit your financial intermediary's website for more information.

# more information about investment strategies

## Loomis Sayles Bond Fund

### Investment Objective

The Fund's investment objective is high total investment return through a combination of current income and capital appreciation. The Fund's investment objective may be changed without shareholder approval. The Fund will provide prior written notice to shareholders before changing the investment objective.

### Principal Investment Strategies

Under normal circumstances, the Fund will invest at least 80% of its net assets (plus any borrowings made for investment purposes) in fixed-income securities (for example, bonds and other investments that Loomis Sayles believes have similar economic characteristics, such as notes, debentures and loans). The Fund will normally invest at least 55% of its net assets in investment-grade fixed-income securities. The Fund may also invest up to 35% of its assets in below investment-grade fixed-income securities (commonly known as "junk bonds") and up to 20% of its assets in equity securities, such as common stocks and preferred stocks (with up to 10% of its assets in common stocks). Below investment-grade fixed-income securities are rated below investment-grade quality (i.e., none of the three major rating agencies (Moody's Investors Service, Inc., Fitch Investor Services, Inc. or S&P Global Ratings) have rated the securities in one of their respective top four ratings categories). The Fund's fixed-income securities investments may include unrated securities (securities that are not rated by a rating agency) if Loomis Sayles determines that the securities are of comparable quality to rated securities that the Fund may purchase. The Fund may invest in fixed-income securities of any maturity.

In deciding which securities to buy and sell, Loomis Sayles may consider a number of factors related to the bond issue and the current bond market, including, for example, the stability and volatility of a country's bond markets, the financial strength of the issuer, current interest rates, current valuations, Loomis Sayles' expectations regarding general trends in interest rates and currency considerations. Loomis Sayles will also consider how purchasing or selling a bond would impact the overall portfolio's risk profile (for example, its sensitivity to currency risk, interest rate risk and sector-specific risk) and potential return (income and capital gains).

Three themes typically drive the Fund's investment approach. First, Loomis Sayles generally seeks fixed-income securities that are attractively valued relative to the Loomis Sayles' credit research team's assessment of credit risk. The broad coverage combined with the objective of identifying attractive investment opportunities makes this an important component of the investment approach. Second, the Fund may invest significantly in securities the prices of which Loomis Sayles believes are more sensitive to events related to the underlying issuer than to changes in general interest rates or overall market default rates. These securities may not have a direct correlation with changes in interest rates, thus helping to manage interest rate risk and to offer diversified sources for return. Third, Loomis Sayles analyzes different sectors of the economy and differences in the yields ("spreads") of various fixed-income securities (U.S. government securities, investment-grade corporate securities, securitized assets, high-yield corporate securities, emerging market securities, non-U.S. sovereigns and credits, convertibles, bank loans and municipals) in an effort to find securities that it believes may produce attractive returns for the Fund in comparison to their risk.

In deciding which equity securities to buy and sell, Loomis Sayles intends to emphasize dividend-paying stocks issued by companies with strong fundamentals and relatively limited anticipated volatility to supplement its fixed-income holdings. These securities will be selected with the same bottom-up investment process that is the foundation of the Fund's overall strategy.

The Fund may invest any portion of its assets in securities of Canadian issuers and up to 20% of its assets in other foreign securities, including emerging markets securities. The Fund may invest without limit in obligations of supranational entities (e.g., the World Bank). Although certain securities purchased by the Fund may be issued by domestic companies incorporated outside of the United States, the Adviser does not consider these securities to be foreign if the issuer is included in the U.S. fixed-income indices published by Bloomberg Barclays.

The fixed-income securities in which the Fund may invest include, among other instruments, corporate bonds and other debt securities, U.S. government securities, commercial paper, zero-coupon securities, mortgage-related securities (including senior and junior loans, mortgage dollar rolls, stripped mortgage-related securities and collateralized mortgage obligations) and other asset-backed securities, when-issued securities, real estate investment trusts ("REITs"), securities issued pursuant to Rule 144A under the Securities Act of 1933 ("Rule 144A securities"), structured notes, collateralized loan obligations, repurchase agreements and convertible securities. The Fund may engage in options and futures transactions, foreign currency transactions (such as forward currency contracts) and swap transactions (including credit default swaps, in which one party agrees to make periodic payments to a counterparty in exchange for the right to receive a payment in the event of a default of the underlying reference security).

In accordance with applicable Securities and Exchange Commission requirements, the Fund will notify shareholders prior to any change to the 80% policy discussed above taking effect.

## **Loomis Sayles Fixed Income Fund**

### **Investment Objective**

The Fund's investment objective is high total investment return through a combination of current income and capital appreciation. The Fund's investment objective may be changed without shareholder approval. The Fund will provide prior written notice to shareholders before changing the investment objective.

### **Principal Investment Strategies**

Under normal circumstances, the Fund will invest at least 80% of its net assets (plus any borrowings made for investment purposes) in fixed-income securities. The Fund may invest up to 35% of its assets in below investment-grade fixed-income securities (commonly known as "junk bonds") and up to 20% of its assets in equity securities, such as common stocks and preferred stocks (with up to 10% of its assets in common stocks). Below investment-grade fixed-income securities are rated below investment-grade quality (i.e., none of the three major ratings agencies (Moody's Investors Service, Inc., Fitch Investor Services, Inc. or S&P Global Ratings) have rated the securities in one of their respective top four ratings categories). The Fund's fixed-income securities investments may include unrated securities (securities that are not rated by a rating agency) if Loomis Sayles determines that the securities are of comparable quality to rated securities that the Fund may purchase. The Fund may invest in fixed-income securities of any maturity.

In deciding which securities to buy and sell, Loomis Sayles may consider a number of factors related to the bond issue and the current bond market, including, for example, the stability and volatility of a country's bond markets, the financial strength of the issuer, current interest rates, current valuations, Loomis Sayles' expectations regarding general trends in interest rates and currency considerations. Loomis Sayles will also consider how purchasing or selling a bond would impact the overall portfolio's risk profile (for example, its sensitivity to currency risk, interest rate risk and sector-specific risk) and potential return (income and capital gains).

Three themes typically drive the Fund's investment approach. First, Loomis Sayles generally seeks fixed-income securities that are attractively valued relative to the Loomis Sayles' credit research team's assessment of credit risk. The broad coverage combined with the objective of identifying attractive investment opportunities makes this an important component of the investment approach. Second, the Fund may invest significantly in securities the prices of which Loomis Sayles believes are more sensitive to events related to the underlying issuer than to changes in general interest rates or overall market default rates. These securities may not have a direct correlation with changes in interest rates, thus helping to manage interest rate risk and to offer diversified sources for return. Third, Loomis Sayles analyzes different sectors of the economy and differences in the yields ("spreads") of various fixed-income securities (U.S. government securities, investment-grade corporate securities, securitized assets, high-yield corporate securities, emerging market securities, non-U.S. sovereigns and credits, convertibles, bank loans and municipals) in an effort to find securities that it believes may produce attractive returns for the Fund in comparison to their risk.

In deciding which equity securities to buy and sell, Loomis Sayles intends to emphasize dividend-paying stocks issued by companies with strong fundamentals and relatively limited anticipated volatility to supplement its fixed-income holdings. These securities will be selected with the same bottom-up investment process that is the foundation of the Fund's overall strategy.

The Fund may invest any portion of its assets in securities of Canadian issuers and up to 20% of its assets in other foreign securities, including emerging market securities. The Fund may invest without limit in obligations of supranational entities (e.g., the World Bank). Although certain securities purchased by the Fund may be issued by domestic companies incorporated outside of the United States, the Adviser does not consider these securities to be foreign if the issuer is included in the U.S. fixed-income indices published by Bloomberg Barclays.

The fixed-income securities in which the Fund may invest include, among other instruments, corporate bonds and other debt securities (including junior and senior bonds), U.S. government securities, commercial paper, collateralized loan obligations, zero-coupon securities, mortgage-backed securities, stripped mortgage-backed securities, collateralized mortgage obligations and other asset-backed securities, including mortgage dollar rolls, when-issued securities, real estate investment trusts ("REITs"), securities issued pursuant to Rule 144A under the Securities Act of 1933 ("Rule 144A securities"), repurchase agreements and convertible securities. The Fund may also engage in options and futures transactions, foreign currency transactions (such as forward currency contracts) and swap transactions (including credit default swaps, in which one party agrees to make periodic payments to a counterparty in exchange for the right to receive a payment in the event of a default of the underlying reference security).

In accordance with applicable Securities and Exchange Commission requirements, the Fund will notify shareholders prior to any change to

the 80% policy discussed above taking effect.

## **Loomis Sayles Global Bond Fund**

### **Investment Objective**

The Fund's investment objective is high total investment return through a combination of high current income and capital appreciation. The Fund's investment objective may be changed without shareholder approval. The Fund will provide prior written notice to shareholders before changing the investment objective.

### **Principal Investment Strategies**

The Fund will normally invest at least 80% of its net assets (plus any borrowings made for investment purposes) in fixed-income securities (for example, bonds and other investments that Loomis Sayles believes have similar economic characteristics, such as notes, debentures and loans). The Fund invests primarily in investment-grade fixed-income securities worldwide, although it may invest up to 20% of its assets in below investment-grade fixed-income securities (commonly known as "junk bonds"). Below investment-grade fixed-income securities are rated below investment-grade quality (i.e., none of the three major rating agencies (Moody's Investors Service, Inc., Fitch Investor Services, Inc. or S&P Global Ratings) have rated the securities in one of their respective top four rating categories). The Fund's fixed-income securities investments may include unrated securities (securities that are not rated by a rating agency) if Loomis Sayles determines that the securities are of comparable quality to rated securities that the Fund may purchase. Securities held by the Fund may be denominated in any currency and may be issued by issuers located in countries with emerging securities markets. The Fund may invest in fixed-income securities of any maturity. The Fund may also invest in foreign currencies and may engage in other foreign currency transactions (such as forward currency contracts) for investment or hedging purposes.

In deciding which securities to buy and sell, Loomis Sayles may consider a number of factors related to the bond issue and the current bond market, for example, the stability and volatility of a country's bond markets, the financial strength of the issuer, current interest rates, current valuations, Loomis Sayles' expectations regarding general trends in interest rates and currency considerations. Loomis Sayles will also consider how purchasing or selling a bond would impact the overall portfolio's risk profile (for example, its sensitivity to currency risk, interest rate risk and sector-specific risk) and potential return (income and capital gains).

Three themes typically drive the Fund's investment approach. First, Loomis Sayles generally seeks fixed-income securities that are attractively valued relative to the Loomis Sayles' credit research team's assessment of credit risk. The broad coverage combined with the objective to identify attractive investment opportunities makes this an important component of the investment approach. Second, Loomis Sayles analyzes political, economic and other fundamental factors and combines this analysis with a comparison of the yield spreads of various fixed-income securities in an effort to find securities that it believes may produce attractive returns for the Fund in comparison to their risk. Third, if a security that is believed to be attractive is denominated in a foreign currency, Loomis Sayles analyzes whether to accept or to hedge the currency risk.

The fixed-income securities in which the Fund may invest include, among other instruments, corporate bonds and other debt securities, U.S. government securities, commercial paper, zero-coupon securities, securitized and mortgage-related securities (including senior and junior loans, mortgage dollar rolls and collateralized mortgage obligations) and other asset-backed securities, when-issued securities, securities issued pursuant to Rule 144A under the Securities Act of 1933 ("Rule 144A securities"), structured notes, collateralized loan obligations, repurchase agreements and convertible securities. The Fund may also engage in options and futures transactions and swap transactions (including credit default swaps, in which one party agrees to make periodic payments to a counterparty in exchange for the right to receive a payment in the event of a default of the underlying reference security).

In accordance with applicable Securities and Exchange Commission requirements, the Fund will notify shareholders prior to any change to the 80% policy discussed above taking effect.

The Fund may also engage in active and frequent trading of securities. Frequent trading may produce a high level of taxable gains, including short-term capital gains taxable as ordinary income, as well as increased trading costs, which may lower the Fund's return.

## **Loomis Sayles Inflation Protected Securities Fund**

### **Investment Objective**

The Fund's investment objective is high total investment return through a combination of current income and capital appreciation. The Fund's investment objective may be changed without shareholder approval. The Fund will provide prior written notice to shareholders before changing the investment objective.

### **Principal Investment Strategies**

The Fund will normally invest at least 80% of its net assets (plus any borrowings made for investment purposes) in inflation-protected securities. The emphasis will be on debt securities issued by the U.S. Treasury (Treasury Inflation-Protected Securities, or "TIPS"). The principal value of these securities is periodically adjusted according to the rate of inflation, and repayment of the original bond principal upon maturity is guaranteed by the U.S. government.

In deciding which securities to buy and sell, Loomis Sayles may consider a number of factors related to the bond issue and the current bond market, for example, the stability and volatility of a country's bond markets, the financial strength of the issuer, current interest rates, current valuations, Loomis Sayles' expectations regarding general trends in interest rates and currency considerations. Loomis Sayles will also consider how purchasing or selling a bond would impact the overall portfolio's risk profile (for example, its sensitivity to currency risk, interest rate risk and sector-specific risk) and potential return (income and capital gains).

The Fund may invest in other securities, including but not limited to inflation-protected debt securities issued by U.S. government agencies and instrumentalities other than the U.S. Treasury, by other entities such as corporations and foreign governments and by foreign issuers. The Fund may also invest in nominal (i.e., non-inflation-protected) treasury securities, corporate bonds, securities issued pursuant to Rule 144A under the Securities Act of 1933 ("Rule 144A securities"), structured notes, collateralized loan obligations, asset-backed securities and mortgage-related securities, including mortgage dollar rolls, and may invest up to 10% of its assets in below investment-grade fixed-income securities (commonly known as "junk bonds"). Below investment-grade fixed-income securities are rated below investment-grade quality (i.e., none of the three major rating agencies (Moody's Investors Service, Inc., Fitch Investor Services, Inc. or S&P Global Ratings) have rated the securities in one of their respective top four ratings categories). The Fund's fixed-income securities investments may include unrated securities (securities that are not rated by a rating agency) if Loomis Sayles determines that the securities are of comparable quality to rated securities that the Fund may purchase. The Fund may invest in fixed-income securities of any maturity. The Fund may also invest in swaps (including credit default swaps, in which one party agrees to make periodic payments to a counterparty in exchange for the right to receive a payment in the event of a default of the underlying reference security) and other derivatives. The Fund may also engage in futures transactions and foreign currency transactions (such as forward currency contracts).

In accordance with applicable Securities and Exchange Commission requirements, the Fund will notify shareholders prior to any change to the 80% policy discussed above taking effect.

The Fund may also engage in active and frequent trading of securities. Frequent trading may produce a high level of taxable gains, including short-term capital gains taxable as ordinary income, as well as increased trading costs, which may lower the Fund's return.

## Loomis Sayles Institutional High Income Fund

### Investment Objective

The Fund's investment objective is high total investment return through a combination of current income and capital appreciation. The Fund's investment objective may be changed without shareholder approval. The Fund will provide prior written notice to shareholders before changing the investment objective.

### Principal Investment Strategies

The Fund will invest primarily in below investment-grade fixed-income securities (commonly known as "junk bonds") and other securities that are expected to produce a relatively high level of income (including income-producing preferred stocks and common stocks). Below investment-grade fixed-income securities are rated below investment-grade quality (i.e., none of the three major ratings agencies (Moody's Investors Service, Inc., Fitch Investor Services, Inc. or S&P Global Ratings) have rated the securities in one of their respective top four ratings categories). The Fund's fixed-income securities investments may include unrated securities (securities that are not rated by a rating agency) if Loomis Sayles determines that the securities are of comparable quality to rated securities that the Fund may purchase. The Fund may invest in fixed-income securities of any maturity.

In deciding which securities to buy and sell, Loomis Sayles may consider a number of factors related to the bond issue and the current bond market, including, for example, the stability and volatility of a country's bond markets, the financial strength of the issuer, current interest rates, current valuations, Loomis Sayles' expectations regarding general trends in interest rates and currency considerations. Loomis Sayles will also consider how purchasing or selling a bond would impact the overall portfolio's risk profile (for example, its sensitivity to currency risk, interest rate risk and sector-specific risk) and potential return (income and capital gains).

Three themes typically drive the Fund's investment approach. First, Loomis Sayles generally seeks fixed-income securities that are attractively valued relative to the Loomis Sayles' credit research team's assessment of credit risk. The broad coverage combined with the objective of identifying attractive investment opportunities makes this an important component of the investment approach. Second, the Fund may invest significantly in securities the prices of which Loomis Sayles believes are more sensitive to events related to the underlying issuer than to changes in general interest rates or overall market default rates. These securities may not have a direct correlation with changes in interest rates, thus helping to manage interest rate risk and to offer diversified sources for return. Third, Loomis Sayles analyzes different sectors of the economy and differences in the yields ("spreads") of various fixed-income securities (U.S. governments, investment-grade corporates, securitized assets, high-yield corporates, emerging markets, non-U.S. sovereigns and credits, convertibles, bank loans and municipals) in an effort to find securities that it believes may produce attractive returns for the Fund in comparison to their risk.

The Fund may invest any portion of its assets in Canadian securities and up to 50% of its assets in other foreign securities, including emerging market securities. The Fund may invest without limit in obligations of supranational entities (e.g., the World Bank). Although certain securities purchased by the Fund may be issued by domestic companies incorporated outside of the United States, the Adviser does not consider these securities to be foreign if the issuer is included in the U.S. fixed-income indices published by Bloomberg Barclays.

The fixed-income securities in which the Fund may invest include, among other instruments, corporate bonds and other debt securities (including junior and senior loans), U.S. government securities, commercial paper, collateralized loan obligations, zero-coupon securities, mortgage-backed securities, including mortgage dollar rolls, stripped mortgage-backed securities, collateralized mortgage obligations, asset-backed securities, when-issued securities, real estate investment trusts ("REITs"), securities issued pursuant to Rule 144A under the Securities Act of 1933 ("Rule 144A securities"), repurchase agreements and convertible securities. The Fund may also engage in options and futures transactions, foreign currency transactions (such as forward currency contracts) and swap transactions (including credit default swaps, in which one party agrees to make periodic payments to a counterparty in exchange for the right to receive a payment in the event of a default of the underlying reference security).

The Fund will notify shareholders prior to any change to its policy to invest primarily in below investment-grade fixed-income securities and other securities that are expected to produce a relatively high level of income taking effect.

## Loomis Sayles Investment Grade Fixed Income Fund

### Investment Objective

The Fund's investment objective is above-average total investment return through a combination of current income and capital appreciation. The Fund's investment objective may be changed without shareholder approval. The Fund will provide prior written notice to shareholders before changing the investment objective.

### Principal Investment Strategies

Under normal circumstances, the Fund will invest at least 80% of its net assets (plus any borrowings made for investment purposes) in investment-grade fixed-income securities. The Fund may invest up to 10% of its assets in below investment-grade fixed-income securities ("junk bonds") and up to 10% of its assets in equity securities (including preferred stocks and common stocks). Below investment-grade fixed-income securities are rated below investment-grade quality (i.e., none of the three major ratings agencies (Moody's Investors Service, Inc., Fitch Investor Services, Inc. or S&P Global Ratings) have rated the securities in one of their respective top four ratings categories). The Fund's fixed-income securities investments may include unrated securities (securities that are not rated by a rating agency) if Loomis Sayles determines that the securities are of comparable quality to rated securities that the Fund may purchase. The Fund may invest in fixed-income securities of any maturity.

In deciding which securities to buy and sell, Loomis Sayles may consider a number of factors related to the bond issue and the current bond market, including, for example, the stability and volatility of a country's bond markets, the financial strength of the issuer, current interest rates, current valuations, Loomis Sayles' expectations regarding general trends in interest rates and currency considerations. Loomis Sayles will also consider how purchasing or selling a bond would impact the overall portfolio's risk profile (for example, its sensitivity to currency risk, interest rate risk and sector-specific risk) and potential return (income and capital gains).

Three themes typically drive the Fund's investment approach. First, Loomis Sayles generally seeks fixed-income securities that are attractively valued relative to the Loomis Sayles' credit research team's assessment of credit risk. The broad coverage combined with the objective of identifying attractive investment opportunities makes this an important component of the investment approach. Second, the Fund may invest significantly in securities the prices of which Loomis Sayles believes are more sensitive to events related to the underlying issuer than to changes in general interest rates or overall market default rates. These securities may not have a direct correlation with changes in interest rates, thus helping to manage interest rate risk and to offer diversified sources for return. Third, Loomis Sayles analyzes different sectors of the economy and differences in the yields ("spreads") of various fixed-income securities (U.S. governments, investment-grade corporates, securitized assets, high-yield corporates, emerging markets, non-U.S. sovereigns and credits, convertibles, bank loans and municipals) in an effort to find securities that it believes may produce attractive returns for the Fund in comparison to their risk.

In deciding which equity securities to buy and sell, Loomis Sayles intends to emphasize dividend-paying stocks issued by companies with strong fundamentals and relatively limited anticipated volatility to supplement its fixed-income holdings. These securities will be selected with the same bottom-up investment process that is the foundation of the Fund's overall strategy.

The Fund may invest any portion of its assets in securities of Canadian issuers and up to 20% of its assets in other foreign securities, including emerging market securities and may invest, without limit, in obligations of supranational entities (e.g., the World Bank). Although certain securities purchased by the Fund may be issued by domestic companies incorporated outside of the United States, the Adviser does not consider these securities to be foreign if the issuer is included in the U.S. fixed-income indices published by Bloomberg Barclays. The Fund may also invest in mortgage-related securities, including mortgage dollar rolls. The Fund may engage in futures transactions and swaps (including credit default swaps, in which one party agrees to make periodic payments to a counterparty in exchange for the right to receive a payment in the event of a default of the underlying reference security).

The fixed-income securities in which the Fund may invest include, among other instruments, corporate securities, U.S. government securities, collateralized loan obligations, zero-coupon securities, mortgage-backed securities, collateralized mortgage obligations, when-issued securities, REITs, securities issued pursuant to Rule 144A under the Securities Act of 1933 ("Rule 144A securities") and structured notes, among others.

In accordance with applicable Securities and Exchange Commission requirements, the Fund will notify shareholders prior to any change to the 80% policy discussed above taking effect.



## **Loomis Sayles Small Cap Growth Fund**

### **Investment Objective**

The Fund's investment objective is long-term capital growth from investments in common stocks or other equity securities. The Fund's investment objective may be changed without shareholder approval. The Fund will provide prior written notice to shareholders before changing the investment objective.

### **Principal Investment Strategies**

The Fund normally will invest at least 80% of its net assets (plus any borrowings made for investment purposes) in the equity securities of "small-cap companies," including preferred stocks, warrants, securities convertible into common or preferred stocks and other equity-like interests in an entity. Currently, the Fund defines a small-cap company to be one whose market capitalization either falls within the capitalization range of the Russell 2000<sup>®</sup> Index, an index that tracks stocks of 2,000 of the smallest U.S. companies, or is \$3 billion or less at the time of investment. The Fund may invest the rest of its assets in companies of any size, including large-capitalization companies.

In deciding which securities to buy and sell, Loomis Sayles typically seeks to identify companies that it believes have distinctive products, technologies, or services; dynamic earnings growth; prospects for high levels of profitability; and solid management. Loomis Sayles typically does not consider current income when making buy and sell decisions.

The Fund may invest any portion of its assets in securities of Canadian issuers and up to 20% of its assets in other foreign securities, including emerging markets securities. Although certain equity securities purchased by the Fund may be issued by domestic companies incorporated outside of the United States, the Adviser does not consider these securities to be foreign if they are included in the U.S. equity indices published by S&P Global Ratings or Russell Investments. The Fund may also invest in securities issued pursuant to Rule 144A under the Securities Act of 1933 ("Rule 144A securities").

The Fund may engage, for hedging and investment purposes, in foreign currency transactions (such as forward currency contracts), options and futures transactions.

In accordance with applicable Securities and Exchange Commission requirements, the Fund will notify shareholders prior to any change to the 80% policy discussed above taking effect.

## **Loomis Sayles Small Cap Value Fund**

### **Investment Objective**

The Fund's investment objective is long-term capital growth from investments in common stocks or other equity securities. The Fund's investment objective may be changed without shareholder approval. The Fund will provide prior written notice to shareholders before changing the investment objective.

### **Principal Investment Strategies**

The Fund normally will invest at least 80% of its net assets (plus any borrowings made for investment purposes) in the equity securities of "small-cap companies," including preferred stocks, warrants, securities convertible into common or preferred stocks and other equity-like interests in an entity. Currently, the Fund defines a small-cap company to be one whose market capitalization falls within the capitalization range of the Russell 2000<sup>®</sup> Index, an index that tracks stocks of 2,000 of the smallest U.S. companies. The Fund may invest the rest of its assets in companies of any size, including large-capitalization companies.

In deciding which securities to buy and sell, Loomis Sayles seeks to identify securities of smaller companies that it believes are undervalued by the market. Loomis Sayles will consider, among other things, price-to-earnings, price-to-book and price-to-cash flow ratios. The Fund's investments may include companies that have suffered significant business problems but are believed by Loomis Sayles to have favorable prospects for recovery and companies that are not yet well-known to the investment community but are considered to have favorable fundamental prospects and attractive valuation. The portfolio managers analyze fundamental trends across the various industries in the sectors and use this information along with security valuation procedures to determine which stocks they believe are best positioned to outperform the industry or sector. Sell decisions are made when there is a deterioration in fundamentals, a stock reaches a target price or a more attractive opportunity is found.

The Fund may invest up to 20% of its assets in foreign securities, including emerging markets securities. Although certain equity securities purchased by the Fund may be issued by domestic companies incorporated outside of the United States, the Adviser does not consider these securities to be foreign if they are included in the U.S. equity indices published by S&P Global Ratings or Russell Investments. The Fund may also invest in real estate investment trusts ("REITs"), securities issued pursuant to Rule 144A under the Securities Act of 1933 ("Rule 144A securities") and, to the extent permitted by the Investment Company Act of 1940, and the rules thereunder (the "1940 Act"),

investment companies. The Fund may engage, for hedging and investment purposes, in foreign currency transactions (such as forward currency contracts), options and futures transactions.

In accordance with applicable Securities and Exchange Commission requirements, the Fund will notify shareholders prior to any change to the 80% policy discussed above taking effect.

### **Loomis Sayles Small/Mid Cap Growth Fund**

#### **Investment Objective**

The Fund's investment objective is long-term capital growth from investments in common stocks or other equity securities. The Fund's investment objective may be changed without shareholder approval. The Fund will provide prior written notice to shareholders before changing the investment objective.

#### **Principal Investment Strategies**

The Fund normally will invest at least 80% of its net assets (plus any borrowings made for investment purposes) in the equity securities of "small/mid-cap companies," including preferred stocks, warrants and securities convertible into common or preferred stocks. Currently, the Fund defines a small/mid-cap company to be one whose market capitalization either falls within the capitalization range of the Russell 2500<sup>®</sup> Index, an index that tracks some or all of the stocks of the 2,500 of the smallest U.S. companies, or is \$7 billion or less at the time of investment. The Fund may invest the rest of its assets in companies of any size, including large-capitalization companies.

In deciding which securities to buy and sell, Loomis Sayles typically seeks to identify companies that it believes have distinctive products, technologies, or services; dynamic earnings growth; prospects for high levels of profitability; and solid management. Loomis Sayles typically does not consider current income when making buy and sell decisions.

The Fund may invest any portion of its assets in securities of Canadian issuers and up to 20% of its assets in other foreign securities, including emerging markets securities. Although certain equity securities purchased by the Fund may be issued by domestic companies incorporated outside of the United States, the Adviser does not consider these securities to be foreign if they are included in the U.S. equity indices published by S&P Global Ratings or Russell Investments. The Fund may also invest in securities issued pursuant to Rule 144A under the Securities Act of 1933 ("Rule 144A securities").

The Fund may engage, for hedging and investment purposes, in foreign currency transactions (such as forward currency contracts), options and futures transactions.

In accordance with applicable Securities and Exchange Commission requirements, the Fund will notify shareholders prior to any change to the 80% policy discussed above taking effect.

The Fund may also engage in active and frequent trading of securities. Frequent trading may produce a high level of taxable gains, including short-term capital gains taxable as ordinary income, as well as increased trading costs, which may lower the Fund's return.

#### **TEMPORARY DEFENSIVE MEASURES**

Temporary defensive measures may be used by a Fund during adverse economic, market, political or other conditions. In this event, each Fund may hold any portion of its assets in cash (U.S. dollars, foreign currencies or multinational currency units) and/or invest in money market instruments or high-quality debt securities as Loomis Sayles deems appropriate. A Fund may miss certain investment opportunities if it uses defensive strategies and thus may not achieve its investment objective.

#### **DERIVATIVES TRANSACTIONS**

Each Fund may use derivatives, which are financial contracts whose value depends upon or is derived from the value of an underlying asset, reference rate or index. Examples of derivatives include options, futures and swap transactions (including credit default swaps), forward transactions and foreign currency transactions. The Funds may (but are not required to) use derivatives as part of a strategy designed to reduce exposure to other risks, such as risks associated with changes in interest rates or currency risk ("hedging"). When a derivative is used as a hedge against an offsetting position that a Fund also holds, any gains generated by the derivative security should be substantially offset by losses on the hedged instrument, and vice versa. To the extent that a Fund uses a derivative for purposes other than as a hedge, or if a Fund hedges imperfectly, the Fund is directly exposed to the risks of that derivative and any loss generated by the derivative will not be offset by a gain. The Funds may also use derivatives for leverage, which increases opportunities for gain, to earn income, enhance yield or broaden the Fund's diversification by gaining exposure to issuers, indices, sectors, currencies and/or geographic regions. A Fund may be required to segregate permissible liquid assets to "cover" the Fund's obligations relating to its transactions in derivatives. Requirements to maintain cover might impair a fund's ability to sell a portfolio security, meet redemption requests or other current obligations, or make an investment at a

time when it would otherwise be favorable to do so, or require that the Fund sell a portfolio security at a disadvantageous time, thereby decreasing the Fund's returns.

### **REPURCHASE AGREEMENTS**

Under a repurchase agreement, a Fund purchases a security and obtains a simultaneous commitment from the seller (a bank or, to the extent permitted by the Investment Company Act of 1940, as amended (the "1940 Act"), a recognized securities dealer) to repurchase the security at an agreed-upon price and date (usually seven days or less from the date of original purchase). The resale price is in excess of the purchase price and reflects an agreed-upon market rate of interest unrelated to the coupon rate on the purchased security. Such transactions afford the Fund the opportunity to earn a return on its cash at what is expected to be minimal market/issuer risk. A Fund may invest in a repurchase agreement that does not produce a positive return to the Fund if Loomis Sayles believes it is appropriate to do so under the circumstances (for example, to help protect the Fund's uninvested cash against the risk of loss during periods of market turmoil). There is a risk that the seller may fail to repurchase the underlying security. In such event, the Fund would attempt to exercise rights with respect to the underlying security, including possible disposition in the market. However, the Fund may be subject to various delays and risks of loss, including possible declines in the value of the underlying security, possible reduced levels of income, inability to enforce rights and expenses involved in attempted enforcement. Repurchase agreements maturing in more than seven days may be considered illiquid securities.

### **SECURITIES LENDING**

Each Fund may lend a portion of its portfolio securities to brokers, dealers and other financial institutions, provided that a number of conditions are satisfied, including that the loan is fully collateralized. Please see the section "Investment Strategies" in the Statement of Additional Information (the "SAI") for details. When a Fund lends portfolio securities, its investment performance will continue to reflect changes in the value of the securities loaned, and the Fund will also receive a fee or interest on the collateral. These fees or interest are income to a Fund, although the Fund often must share the income with the securities lending agent and/or the borrower. Securities lending involves, among other risks, the risk of loss of rights in the collateral or delay in recovery of the collateral if the borrower fails to return the security loaned or becomes insolvent. The Funds may pay lending fees to the party arranging the loan. In addition, any investment of cash is generally at the sole risk of a Fund. Any income or gains and losses from investing and reinvesting any cash collateral delivered by a borrower pursuant to a loan are generally at the Fund's risk, and to the extent any such losses reduce the amount of cash below the amount required to be returned to the borrower upon the termination of any loan, the Fund may be required by the securities lending agent to pay or cause to be paid to such borrower an amount equal to such shortfall in cash, possibly requiring it to liquidate other portfolio securities to satisfy its obligations. Each Fund's securities lending activities are implemented pursuant to policies and procedures approved by the Board of Trustees and are subject to Board oversight.

### **PERCENTAGE INVESTMENT LIMITATIONS**

Except as set forth in the SAI, the percentage limitations set forth in this Prospectus and the SAI apply at the time an investment is made and shall not be considered violated unless an excess or deficiency occurs or exists immediately after and as a result of such investment.

### **PORTFOLIO HOLDINGS**

A description of the Funds' policies and procedures with respect to the disclosure of each Fund's portfolio securities is available in the Funds' SAI.

A "snapshot" of each Fund's investments may be found in each Fund's annual and semiannual reports. In addition, a list of each Fund's full portfolio holdings, which is updated monthly after an aging period of at least 30 days (60 days for Loomis Sayles Small Cap Value Fund), is available on the Funds' website at [www.loomissayles.com](http://www.loomissayles.com) (click on "Mutual Funds" and then "Holdings"). These holdings will remain accessible on the website until each Fund files its Form N-CSR or Form N-Q with the SEC for the period that includes the date of the information. In addition, a list of each Fund's top 10 holdings as of the month-end is generally available within 7 business days after the month-end on the Funds' website at [www.loomissayles.com](http://www.loomissayles.com) (click on "Mutual Funds" and then "Holdings"). Please see the back cover of this Prospectus for more information on obtaining a copy of a Fund's current annual or semiannual report.

### **CYBERSECURITY AND TECHNOLOGY**

The Funds, their service providers, and other market participants increasingly depend on complex information technology and communications systems, which are subject to a number of different threats and risks that could adversely affect the Funds and their shareholders. These risks include, among others, theft, misuse, and improper release of confidential or highly sensitive information relating to the Funds and their shareholders, as well as compromises or failures to systems, networks, devices and applications relating to the operations of the Funds and their service providers. Power outages, natural disasters, equipment malfunctions and processing errors that

threaten these systems, as well as market events that occur at a pace that overloads these systems, may also disrupt business operations or impact critical data. Cybersecurity and other operational and technology issues may result in financial losses to the Funds and their shareholders, impede business transactions, violate privacy and other laws, subject the Funds to certain regulatory penalties and reputational damage, and increase compliance costs and expenses. Although the Funds have developed processes and risk management systems designed to reduce these risks, the Funds do not directly control the cybersecurity defenses, operational and technology plans and systems of their service providers, financial intermediaries and companies in which they invest or with which they do business. Similar types of cybersecurity risks also are present for issuers of securities in which the Funds invest, which could result in material adverse consequences for such issuers, and may cause the Funds' investment in such securities to lose value.

## more about risk

This section provides more information on certain principal risks that may affect a Fund's portfolio, as well as information on additional risks a Fund may be subject to because of its investments or practices. In seeking to achieve their investment goals, the Funds may also invest in various types of securities and engage in various investment practices which are not a principal focus of the Funds and therefore are not described in this Prospectus. These securities and investment practices and their associated risks are discussed in the Funds' SAI, which is available without charge upon request (see back cover).

### **BELOW INVESTMENT-GRADE FIXED-INCOME SECURITIES RISK**

Below investment-grade fixed-income securities, also known as "junk bonds," are rated below investment-grade quality and may be considered speculative with respect to the issuer's continuing ability to make principal and interest payments. To be considered rated below investment-grade quality, a security must not have been rated by any of the three major rating agencies (Moody's Investors Service, Inc., Fitch Investor Services, Inc. or S&P Global Ratings) in one of their respective top four rating categories at the time a Fund acquires the security or, if the security is unrated, the portfolio managers must have determined it to be of comparable quality. Analysis of the creditworthiness of issuers of below investment-grade securities may be more complex than for issuers of higher-quality debt securities, and the Fund's ability to achieve its investment objectives may, to the extent the Fund invests in below investment-grade securities, be more dependent upon the portfolio managers' credit analysis than would be the case if the Fund were investing in higher-quality securities. The issuers of these securities may be in default or have a currently identifiable vulnerability to default on their payments of principal and interest, or may otherwise present elements of danger with respect to payments of principal or interest.

Below investment-grade securities may be more susceptible to real or perceived adverse economic and competitive industry conditions than higher-grade securities. Yields on below investment-grade securities will fluctuate. If the issuer of below investment-grade securities defaults, a Fund may incur additional expenses to seek recovery.

The secondary markets in which below investment-grade securities are traded may be less liquid than the market for higher-grade securities. A lack of liquidity in the secondary trading markets could adversely affect the price at which the Fund could sell a particular below investment-grade security when necessary to meet liquidity needs or in response to a specific economic event, such as a deterioration in the creditworthiness of the issuer, and could adversely affect and cause large fluctuations in the net asset value ("NAV") of a Fund's shares. Adverse publicity and investor perceptions may decrease the values and liquidity of high yield securities generally.

It is reasonable to expect that any adverse economic conditions could disrupt the market for below investment-grade securities, have an adverse impact on the value of such securities and adversely affect the ability of the issuers of such securities to repay principal and pay interest thereon. New laws and proposed new laws may adversely impact the market for below investment-grade fixed-income securities.

### **CREDIT/COUNTERPARTY RISK**

This is the risk that the issuer or the guarantor of a fixed-income security, the issuer or guarantor of a security backing an asset-backed security, or the counterparty to a derivatives or an over-the-counter transaction will be unable or unwilling to make timely payments of interest or principal or to otherwise honor its obligations. Each Fund will be subject to credit/counterparty risk to the extent that it invests in fixed-income securities or asset-backed securities or is a party to derivatives or over-the-counter transactions. For derivatives traded on exchanges, such as futures and many options, the primary credit/counterparty risk is the creditworthiness of the Fund's clearing broker or the exchange itself.

Funds that invest in below investment-grade fixed-income securities are subject to greater credit/counterparty risk (because such securities are subject to a greater risk of default) and market/issuer risk than funds that invest in higher quality fixed-income securities. Below investment-grade fixed-income securities, including senior loans and other floating rate securities that are rated below investment grade, are

considered predominantly speculative with respect to the ability of the issuer to make timely principal and interest payments. The value of loans made to such borrowers is likely to be more sensitive to adverse news about the borrower, markets or economy. The amount of public information with respect to senior loans may be less extensive than that is available for registered or exchange-listed securities.

The Funds' investments in securities issued by U.S. government agencies are subject to credit/counterparty risk. Agencies of the U.S. government are guaranteed as to the payment of principal and interest of the relevant entity but are not backed by the full faith and credit of the U.S. government. An event affecting the guaranteeing entity could adversely affect the payment of principal or interest or both on the security, and therefore, these types of securities should be considered to be riskier than U.S. government securities.

Funds that invest in fixed-income securities issued in connection with corporate restructurings by highly leveraged issuers or in fixed-income securities that are not current in the payment of interest or principal (i.e., in default) will be subject to greater credit/counterparty risk.

Funds that invest in foreign securities are subject to increased credit/counterparty risk, because, for example, of the difficulties of requiring foreign entities to honor their contractual commitments and because financial reporting and other standards are often less robust in foreign countries.

### **CURRENCY RISK**

This is the risk that fluctuations in exchange rates between the U.S. dollar and foreign currencies or between two or more foreign currencies may cause the value of a Fund's investments to decline. Funds that may invest in securities or other instruments denominated in, or that receive revenues in, foreign currency are subject to currency risk. Loomis Sayles may elect not to hedge currency risk or may hedge imperfectly, which may cause the Fund to incur losses that would not have been incurred had the risk been hedged. The market for some (or all) currencies may from time to time have low trading volume and become illiquid, which may prevent a Fund from effecting positions or from promptly liquidating unfavorable positions in such markets, thus subjecting the Fund to substantial losses.

### **DERIVATIVES RISK**

As described herein and in the SAI, the use of derivatives involves special risks. To the extent that a Fund uses a derivative security for purposes other than as a hedge, or if a Fund hedges imperfectly, a Fund is directly exposed to the risks of that derivative security and any loss generated by the derivative security will not be offset by a gain. A Fund may also use derivatives for leverage, which increases opportunities for gain but also involves greater risk of loss due to leverage risk, and to earn income, enhance yield or broaden the Fund's diversification by gaining exposure to issuers, indices, sectors, currencies and/or geographic regions. The use of derivatives for these purposes entails greater risk than using derivatives solely for hedging purposes.

Funds that use derivatives also face additional risks, such as liquidity risk, market/issuer risk, management risk, the credit/counterparty risk relating to a broker, clearing house, futures commodity market or other party to a derivative contract (which is greater for forward currency contracts, swaps and other over-the-counter derivatives), the risk of difficulties in pricing and valuation, the risk of ambiguous documentation and the risk that changes in the value of a derivative may not correlate perfectly with relevant assets, rates or indices. This could, for example, cause a derivative transaction to imperfectly hedge the risk which it was intended to hedge. A Fund's use of derivative instruments may involve risks greater than the risks associated with investing directly in securities and other traditional investments, may cause the Fund to lose more than the principal amount invested and may subject a Fund to the potential for unlimited loss. A Fund may be required to sell other securities at inopportune times to meet collateral requirements on its derivatives transactions. In addition, a Fund's use of derivatives may increase or accelerate the amount of taxes payable by shareholders. Also, suitable derivative transactions may not be available in all circumstances and there can be no assurance that a Fund will engage in these transactions to reduce exposure to other risks when that would be beneficial or that, if used, such strategies will be successful.

A Fund's derivative counterparties may experience financial difficulties or otherwise be unwilling or unable to honor their obligations, possibly resulting in losses to the Fund. Losses resulting from the use of derivatives will reduce the Fund's NAV, and possibly income, and the losses may be significantly greater than if derivatives had not been used. When used, a Fund's use of derivatives may affect the amount, timing or character of distributions payable to, and thus taxes payable by, shareholders.

Derivatives that are centrally cleared are subject to the credit/counterparty risk of the clearing house and the member of the clearing house through which a Fund holds its cleared position. If a Fund's counterparty, clearing house, or clearing house member were to default, the Fund could lose a portion or all of the collateral held by the counterparty, clearing house, or clearing house member, or suffer extended delays in recovering that collateral.

### **EMERGING MARKETS RISK**

**Economic and Political Risks.** Emerging market countries often experience instability in their political and economic structures and have

less market depth, infrastructure, capitalization and regulatory oversight than more developed markets. Government actions could have a significant impact on the economic conditions in such countries, which in turn would affect the value and liquidity of the assets of a Fund invested in emerging market securities. Specific risks that could decrease a Fund's return include seizure of a company's assets, restrictions imposed on payments as a result of blockages on foreign currency exchanges and unanticipated social or political occurrences.

The ability of the government of an emerging market country to make timely payments on its debt obligations will depend on many factors, including the extent of its reserves, fluctuations in interest rates and access to international credit and investments. A country that has non-diversified exports or relies on certain key imports will be subject to greater fluctuations in the pricing of those commodities. Failure to generate sufficient earnings from foreign trade will make it difficult for an emerging market country to service its foreign debt.

Companies trading in emerging markets are generally smaller and have shorter operating histories than companies trading in developed markets. Foreign investors may be required to register the proceeds of sales. Settlement of securities transactions in emerging markets may be subject to risk of loss and may be delayed more often than transactions settled in the United States. Disruptions resulting from social and political factors may cause the securities markets to close. If extended closings were to occur, the liquidity and value of the Fund's assets invested in corporate debt obligations of emerging market companies would decline.

**Investment Controls; Repatriation.** "Foreign investment in emerging market country debt securities is restricted or controlled to varying degrees. These restrictions may at times limit or preclude foreign investment in certain emerging market country debt securities." Certain emerging market countries require government approval of investments by foreign persons, limit the amount of investments by foreign persons in a particular issuer, limit investments by foreign persons only to a specific class of securities of an issuer that may have less advantageous rights than the classes available for purchase by domiciliaries of the countries and/or impose additional taxes or controls on foreign investors or currency transactions. Certain emerging market countries may also restrict investment opportunities in issuers in industries deemed important to national interests.

Emerging market countries may require governmental approval for the repatriation of investment income, capital or proceeds of sale of securities by foreign investors. In addition, if a deterioration occurs in an emerging market country's balance of payments, the country could impose temporary restrictions on foreign capital remittances. A Fund could be adversely affected by delays in, or a refusal to grant, any required governmental approval for repatriation of capital, as well as by the application to a Fund of any restrictions on investments. Investing in local markets in emerging market countries may require a Fund to adopt special procedures, seek local governmental approvals or take other actions, each of which may involve additional costs to a Fund.

## **EQUITY SECURITIES RISK**

The value of a Fund's investments in equity securities is subject to the risks of unpredictable declines in the value of individual securities and periods of below-average performance in individual securities, industries or in the equity market as a whole. The market value of a security can change daily due to political, economic and other events that affect the securities markets generally, as well as those that affect particular companies or governments. These price movements, sometimes called volatility, will vary depending on the types of securities the Fund owns and the markets in which they trade. Historically, the equity markets have moved in cycles, and the value of a Fund's equity securities may fluctuate drastically from day to day. Individual companies may report poor results or be negatively affected by industry and/or economic trends and developments. The prices of securities issued by such companies may suffer a decline in response to such trends and developments. In addition, the value of stock in the Fund's portfolio may decline for a number of reasons that relate directly to the issuer. Those reasons may include, among other things, management performance, the effects of financial leverage and reduced demand for a company's goods and services. Equity securities may take the form of stock in corporation, limited partnership interests, interests in limited liability companies, real estate investment trusts ("REITs") or other trusts and other similar securities. Rule 144A securities may be less liquid than other equity securities. Equity securities may include common stock, preferred stocks, warrants, securities convertible into common and preferred stocks and other equity-like interests in an entity. In the event an issuer is liquidated or declares bankruptcy, the claims of owners of the issuer's bonds generally take precedence over the claims of those who own preferred stock or common stock.

## **FOREIGN SECURITIES RISK**

This is the risk associated with investments in issuers that are located or do business in foreign countries. A Fund's investments in foreign securities may be less liquid and may experience more rapid and extreme changes in value than investments in securities of U.S. issuers.

The securities markets of many foreign countries are relatively small, with a limited number of issuers and a small number of securities. In addition, foreign companies often are not subject to the same degree of regulation as U.S. companies. Reporting, accounting and auditing standards of foreign countries differ, in some cases significantly, from U.S. standards. Among other things, nationalization, expropriation or confiscatory taxation, currency blockage, the imposition of sanctions by the U.S. government, political changes or diplomatic developments

can cause the value of a Fund's investments in a foreign country to decline. In the event of nationalization, expropriation or other confiscation, a Fund could lose its entire foreign investment. These risks also apply to securities of foreign issuers traded in the United States or through depositary receipt programs such as American Depositary Receipts.

Funds that invest in emerging markets may face greater foreign risk since emerging market countries may be more likely to experience political and economic instability. See "Emerging Markets Risk."

### **INFLATION/DEFLATION RISK**

Inflation risk is the risk that the value of assets or income from investments will be worth less in the future as inflation decreases the present value of future payments. Deflation risk is the risk that prices throughout the economy decline over time (the opposite of inflation). Deflation may have an adverse effect on the creditworthiness of issuers and may make issuer default more likely, which may result in a decline in the value of a Fund's portfolio.

### **INTEREST RATE RISK**

This is the risk that changes in interest rates will affect the value of a Fund's investments in fixed-income securities, such as bonds, notes, asset-backed securities and other income-producing securities and derivatives. Fixed-income securities are obligations of the issuer to make payments of principal and/or interest on future dates. Increases in interest rates may cause the value of the Fund's investments to decline. Potential future changes in government monetary policy may affect the level of interest rates, and the current historically low interest rate environment, combined with the Federal Reserve Board's recent increases in interest rates, increases the likelihood of interest rates rising in the future. In addition, the value of certain derivatives (such as interest rate futures) is related to changes in interest rates and may suffer significant price declines as a result of interest rate changes. A prolonged period of low interest rates may cause the Fund to have a low or negative yield, potentially reducing the value of your investment. Generally, the value of fixed-income securities, including short-term fixed-income securities, rises when prevailing interest rates fall and falls when interest rates rise.

Even Funds that generally invest a significant portion of their assets in high quality fixed-income securities are subject to interest rate risk. Interest rate risk is greater for funds that generally invest a significant portion of their assets in below investment-grade fixed-income securities (commonly known as "junk bonds") or comparable unrated securities. Interest rate risk also is greater for funds that generally invest in fixed-income securities with longer maturities or durations than for funds that invest in fixed-income securities with shorter maturities or durations. A significant change in interest rates could cause a Fund's share price (and the value of your investment) to change.

Interest rate risk is compounded for Funds when they invest a significant portion of their assets in mortgage-related or asset-backed securities because the value of mortgage-related and asset-backed securities generally is more sensitive to changes in interest rates than other types of fixed-income securities. In addition, these types of securities are subject to the risk of prepayment when interest rates fall, which generally results in lower returns because Funds that hold these types of securities must reinvest assets previously invested in these types of securities in fixed-income securities with lower interest rates.

Funds also face increased interest rate risk when they invest in fixed-income securities paying no current interest (such as zero-coupon securities and principal-only securities), interest-only securities and fixed-income securities paying non-cash interest in the form of other fixed-income securities because the prices of those types of securities tend to react more to changes in interest rates.

### **INVESTMENTS IN OTHER INVESTMENT COMPANIES RISK**

This is the risk that a Fund will indirectly bear the management service and other fees of the other investment company in addition to its own expenses. The Fund is also indirectly exposed to the same risks as the other investment companies in proportion to the allocation of the Fund's assets among the other investment companies.

## **LARGE INVESTOR RISK**

Ownership of shares of a Fund may be concentrated in one or a few large investors. Such investors may redeem shares in large quantities or on a frequent basis. If a large investor redeems a portion or all of its investment in the Fund or redeems frequently, the Fund may be forced to sell investments at unfavorable times or prices, which can affect the performance of the Fund and may increase realized capital gains. In addition, such transactions may accelerate the realization of taxable income to shareholders if the Fund's sales of investments result in gains, and also may increase transaction costs. These transactions potentially limit the use of any capital loss carryforwards and certain other losses to offset future realized capital gains (if any). Such transactions may also increase the Fund's expenses or could result in the Fund's current expenses being allocated over a smaller asset base, leading to an increase in the Fund's expense ratios.

## **LEVERAGE RISK**

When a Fund borrows money or otherwise leverages its portfolio, the value of an investment in the Fund will be more volatile, and all other risks are generally compounded. Funds face this risk if they create leverage by using investments such as reverse repurchase agreements, inverse floating-rate instruments or derivatives, or by borrowing money. The use of leverage may lead to losses that are greater than if the Fund had not used leverage.

## **LIQUIDITY RISK**

Liquidity risk is the risk that a Fund may be unable to find a buyer for its investments when it seeks to sell them or to receive the price it expects. Decreases in the number of financial institutions willing to make markets in the Fund's investments or in their capacity or willingness to transact may increase the Fund's exposure to this risk. Events that may lead to increased redemptions, such as market disruptions or increases in interest rates, may also negatively impact the liquidity of the Fund's investments when it needs to dispose of them. If a Fund is forced to sell its investments at an unfavorable time and/or under adverse conditions in order to meet redemption requests, such sales could negatively affect the Fund. Securities acquired in a private placement, such as Rule 144A securities, are generally subject to significant liquidity risk because they are subject to strict restrictions on resale and there may be no liquid secondary market or ready purchaser for such securities. Liquidity issues may also make it difficult to value a Fund's investments.

## **MANAGEMENT RISK**

Management risk is the risk that Loomis Sayles' investment techniques could fail to achieve a Fund's objective and could cause your investment in a Fund to lose value. Each Fund is subject to management risk because each Fund is actively managed by Loomis Sayles. Loomis Sayles will apply its investment techniques and risk analyses in making investment decisions for each Fund, but there can be no guarantee that Loomis Sayles' decisions will produce the desired results. For example, securities that Loomis Sayles expects may appreciate in value may in fact decline. Similarly, in some cases derivative and other investment techniques may be unavailable or Loomis Sayles may decide not to use them, even under market conditions where their use could have benefited a Fund.

## **MARKET/ISSUER RISK**

The market value of the Fund's investments will move up and down, sometimes rapidly and unpredictably, based upon overall market and economic conditions, as well as a number of reasons that directly relate to the issuers of the Fund's investments, such as management performance, financial condition and demand for the issuers' goods and services.

## **MORTGAGE-RELATED AND ASSET-BACKED SECURITIES RISK**

Mortgage-related securities, such as Government National Mortgage Association certificates or securities issued by the Federal National Mortgage Association, differ from traditional fixed-income securities. Among the major differences are that interest and principal payments are made more frequently, usually monthly, and that principal may be prepaid at any time because the underlying mortgage loans generally may be prepaid at any time. As a result, if a Fund purchases these assets (or other asset-backed securities) at a premium, a faster-than-expected prepayment rate will reduce yield to maturity, and a slower-than-expected prepayment rate will increase yield to maturity. If a Fund purchases mortgage-related securities (or other asset-backed securities) at a discount, faster-than-expected prepayments will increase, and slower-than-expected prepayments will reduce yield to maturity. Prepayments, and resulting amounts available for reinvestment by the Fund, are likely to be greater during a period of declining interest rates and, as a result, are likely to be reinvested at lower interest rates. Accelerated prepayments on securities purchased at a premium may result in a loss of principal if the premium has not been fully amortized at the time of prepayment. These securities will decrease in value as a result of increases in interest rates generally, and they are likely to appreciate less than other fixed-income securities when interest rates decline because of the risk of prepayments. In addition, an increase in interest rates would give rise to extension risk by extending the life of a mortgage- or asset-backed security beyond the expected prepayment



time, typically reducing the security's value, which is called extension risk. It would also increase the inherent volatility of the Fund by increasing the average life of the Fund's portfolio securities.

The value of some mortgage-backed and asset-backed securities in which a Fund invests may be particularly sensitive to changes in prevailing interest rates, and the ability of a Fund to successfully utilize these instruments may depend in part upon the ability of Loomis Sayles to forecast interest rates and other economic factors correctly. The risk of non-payment is greater for mortgage-related securities that are backed by mortgage pools that contain "subprime" or "Alt-A" loans (loans made to borrowers with weakened credit histories or with a lower capacity to make timely payments on their loans), but a level of risk exists for all loans. Market factors adversely affecting mortgage loan repayments may include a general economic downturn, high unemployment, a general slowdown in the real estate market, a drop in the market prices of real estate or an increase in interest rates resulting in higher mortgage payments by holders of adjustable-rate mortgages.

A mortgage dollar roll involves the sale of a security by a Fund and its agreement to repurchase the instrument at a specified time and price, and may be considered a form of borrowing for some purposes. A Fund will designate assets determined to be liquid in an amount sufficient to meet its obligations under the transactions. A dollar roll involves potential risks of loss that are different from those related to the securities underlying the transactions. A Fund may be required to purchase securities at a higher price than may otherwise be available on the open market. Since the counterparty in the transaction is required to deliver a similar, but not identical, security to a Fund, the security that a Fund is required to buy under the dollar roll may be worth less than an identical security. There is no assurance that a Fund's use of the cash that it receives from a dollar roll will provide a return that exceeds borrowing costs.

### **REITS RISK**

REITs involve certain unique risks in addition to those risks associated with investing in the real estate industry in general (such as possible declines in the value of real estate, lack of availability of mortgage funds or extended vacancies of property). REITs are dependent upon management skills, are not diversified and are subject to heavy cash flow dependency, risks of default or prepayment by borrowers and self-liquidation. REITs are also subject to the possibilities of failing to qualify for the favorable tax treatment available to REITs under the Internal Revenue Code of 1986 (the "Code"), and failing to maintain their exemptions from registration under the 1940 Act.

Furthermore, the real estate industry is particularly sensitive to economic downturns. Securities of companies in the real estate industry, including REITs, are sensitive to factors such as changes in real estate values, property taxes, interest rates, cash flow of underlying real estate assets, occupancy rates, government regulations affecting zoning, land use and rents and the management skill and creditworthiness of the issuer. Companies in the real estate industry may also be subject to liabilities under environmental and hazardous waste laws. In addition, the value of a REIT is affected by changes in the value of the properties owned by the REIT or securing mortgage loans held by the REIT. A Fund will indirectly bear its proportionate share of expenses, including management fees, paid by each REIT in which it invests in addition to the expenses of the Fund.

REITs may have limited financial resources, may trade less frequently and in a limited volume and may be subject to more abrupt or erratic price movements than more widely-held securities.

A Fund's investment in a REIT may result in the Fund making distributions that constitute a return of capital to Fund shareholders for U.S. federal income tax purposes. In addition, distributions by a Fund from REITs will not qualify for the corporate dividends-received deduction or, generally, for treatment as qualified dividend income.

### **SMALL/MID-CAPITALIZATION COMPANIES RISK**

The general risks associated with corporate income-producing securities are particularly pronounced for securities issued by companies with smaller market capitalizations. These companies may have limited product lines, markets or financial resources or they may depend on a few key employees. As a result, they may be subject to greater levels of credit, market/issuer risk. Securities of smaller companies may trade less frequently and in lesser volume than more widely-held securities and their values may fluctuate more sharply than other securities. Further, securities of smaller companies may perform differently in different cycles than securities of larger companies. Companies with medium-sized market capitalizations may have risks similar to those of smaller companies.

### **TIPS RISK**

TIPS are fixed-income securities whose principal value is periodically adjusted according to the rate of inflation. The interest rate on TIPS is fixed at issuance, but over the life of the bond this interest may be paid on an increasing or decreasing principal value that has been adjusted for inflation. Although repayment of the original bond principal upon maturity is guaranteed, the market value of TIPS is not guaranteed, and will fluctuate.

# management

## Investment Adviser

Loomis Sayles, located at One Financial Center, Boston, Massachusetts 02111, serves as the investment adviser to the Funds. Founded in 1926, Loomis Sayles is one of the oldest investment firms in the United States with over \$249.7 billion in assets under management as of December 31, 2018. Loomis Sayles has an extensive internal research staff. Loomis Sayles is responsible for making investment decisions for each Fund.

The aggregate advisory fees paid by the Funds during the fiscal year ended September 30, 2018, as a percentage of each Fund's average daily net assets, were:

Fund	Aggregate Advisory Fee
Loomis Sayles Bond Fund	0.52%
Loomis Sayles Fixed Income Fund	0.50%
Loomis Sayles Global Bond Fund	0.57%
Loomis Sayles Inflation Protected Securities Fund (after waiver)	0.00%
Loomis Sayles Institutional High Income Fund	0.60%
Loomis Sayles Investment Grade Fixed Income Fund	0.40%
Loomis Sayles Small Cap Growth Fund	0.75%
Loomis Sayles Small Cap Value Fund	0.75%
Loomis Sayles Small/Mid Cap Growth Fund (after waiver)	0.17%

A discussion of the factors considered by the Funds' Board of Trustees in approving the Funds' investment advisory contracts is available in the Funds' annual reports for the fiscal year ended September 30, 2018.

## Portfolio Managers

The following persons have had primary responsibility for the day-to-day management of each indicated Fund's portfolio since the dates stated below. Associate portfolio managers are actively involved in formulating the overall strategy for the funds they manage but are not the primary decision-makers. Each portfolio manager has been employed by Loomis Sayles for at least five years.

**Mark F. Burns, CFA** has served as portfolio manager of the Loomis Sayles Small Cap Growth Fund since 2005 and the Loomis Sayles Small/Mid Cap Growth Fund since its inception in 2015. Mr. Burns, Vice President of Loomis Sayles, began his investment career in 1993 and joined Loomis Sayles in 1999. Mr. Burns holds the designation of Chartered Financial Analyst<sup>®</sup>. He earned a B.A. from Colby College and a M.B.A. from Cornell University and has over 22 years of investment experience.

**Matthew J. Eagan, CFA** has served as portfolio manager of the Loomis Sayles Bond Fund, the Loomis Sayles Investment Grade Fixed Income Fund, Loomis Sayles Fixed Income Fund and the Loomis Sayles Institutional High Income Fund since 2012. He served as an associate portfolio manager of the Loomis Sayles Bond Fund from 2007 until 2012, the Loomis Sayles Investment Grade Fixed Income Fund from September 2006 until February 2012 and the Loomis Sayles Fixed Income Fund and the Loomis Sayles Institutional High Income Fund from February 2007 to February 2012. Mr. Eagan, Vice President of Loomis Sayles, began his investment career in 1989 and joined Loomis Sayles in 1997. He earned a B.A. from Northeastern University and an M.B.A. from Boston University. Mr. Eagan holds the designation of Chartered Financial Analyst<sup>®</sup> and has over 28 years of investment experience.

**Daniel J. Fuss, CFA, CIC** has served as portfolio manager of the Loomis Sayles Bond Fund since its inception in 1991, the Loomis Sayles Fixed Income Fund, Loomis Sayles Institutional High Income Fund and the Loomis Sayles Investment Grade Fixed Income Fund since the inception of each Fund. Mr. Fuss is Vice Chairman, Director and Managing Partner of Loomis Sayles. He began his investment career in 1958 and joined Loomis Sayles in 1976. Mr. Fuss holds the designation of Chartered Financial Analyst<sup>®</sup> and Chartered Investment Counselor. He earned a B.S. and an M.B.A. from Marquette University and has over 60 years of investment experience.

**Joseph R. Gatz, CFA** has served as portfolio manager of the Loomis Sayles Small Cap Value Fund since 2000. Mr. Gatz, Vice President of Loomis Sayles, began his investment career in 1985 and joined Loomis Sayles in 1999. Mr. Gatz holds the designation of Chartered Financial Analyst<sup>®</sup>. He earned a B.A. from Michigan State University and an M.B.A. from Indiana University and has over 33 years of investment experience.

**Elaine Kan, CFA** has served as a portfolio manager of the Loomis Sayles Inflation Protected Securities Fund since 2012. Ms. Kan, Vice

President and rate and currency strategist for the fixed income group of Loomis Sayles, began her investment career in 1997 and joined Loomis Sayles in 2011. Prior to joining Loomis Sayles, she was a portfolio analyst at Convexity Capital Management. Previously, she was a fixed income analyst at Harvard Management Company. Ms. Kan earned a B.S. in engineering, a B.S. in finance and an M.S. in electrical engineering from the Massachusetts Institute of Technology. Ms. Kan holds the designation of Chartered Financial Analyst® and has over 18 years of investment experience.

**Kevin P. Kearns** has served as a portfolio manager of the Loomis Sayles Inflation Protected Securities Fund since 2012. Mr. Kearns, Vice President of Loomis Sayles, began his investment career in 1986 and joined Loomis Sayles in 2007. Prior to joining Loomis Sayles, he was the director of derivatives, quantitative analysis and risk management at Boldwater Capital Management. Mr. Kearns earned a B.S. from Bridgewater State College and an M.B.A. from Bryant College. Mr. Kearns has over 32 years of investment experience.

**Brian P. Kennedy** has served as portfolio manager of the Loomis Sayles Bond Fund and the Loomis Sayles Fixed Income Fund since 2016 and the Loomis Sayles Investment Grade Fixed Income Fund since 2013. Mr. Kennedy is a Vice President of Loomis Sayles. He began his investment industry career in 1990 and joined Loomis Sayles in 1994 as a structured finance and government bond trader, then a credit trader in 2001 and a product manager in 2009. He earned a B.S. from Providence College and an M.B.A. from Babson College and has over 28 years of investment experience.

**Maura T. Murphy, CFA** has served as a portfolio manager of the Loomis Sayles Inflation Protected Securities Fund since 2012. Ms. Murphy, Vice President of Loomis Sayles, began her investment career in 2003 upon joining Loomis Sayles as a quantitative analyst. She earned a B.A. in mathematics from the College of the Holy Cross and an M.B.A. from the Carroll School of Management at Boston College. Ms. Murphy holds the designation of Chartered Financial Analyst® and has over 15 years of investment experience.

**David W. Rolley, CFA** has served as portfolio manager of the Loomis Sayles Global Bond Fund since 2000. Mr. Rolley, Vice President of Loomis Sayles, began his investment career in 1980 and joined Loomis Sayles in 1994. Mr. Rolley holds the designation of Chartered Financial Analyst®. He earned a B.A. from Occidental College, studied graduate economics at the University of Pennsylvania and has over 38 years of investment experience.

**Jeffrey Schwartz, CFA** has served as a portfolio manager of the Loomis Sayles Small Cap Value Fund since 2012. Mr. Schwartz, Vice President of Loomis Sayles, began his investment career in 1992 and joined Loomis Sayles in 2012. He previously served as Vice President and Senior Portfolio Manager of Palisade Capital Management from 2004 until 2012. Mr. Schwartz holds the designation of Chartered Financial Analyst®. He earned a B.A. from the State University of New York, Binghamton and an M.B.A. from the University of Michigan and has over 26 years of investment experience.

**Lynda L. Schweitzer, CFA** has served as portfolio manager of the Loomis Sayles Global Bond Fund since 2007. Ms. Schweitzer, Vice President of Loomis Sayles, began her investment career in 1986 and joined Loomis Sayles in 2001. Ms. Schweitzer holds the designation of Chartered Financial Analyst®. She earned a B.A. from the University of Rochester, an M.B.A. from Boston University and has over 32 years of investment experience.

**Scott M. Service, CFA** has served as portfolio manager of the Loomis Sayles Global Bond Fund since 2014. Mr. Service, Vice President at Loomis Sayles, joined Loomis Sayles in 1995. Mr. Service holds the designation of Chartered Financial Analyst®. He earned a B.S. from Babson College and an M.B.A. from Bentley College, and has over 27 years of investment experience.

**John J. Slavik, CFA** has served as portfolio manager of the Loomis Sayles Small Cap Growth Fund since 2005 and the Loomis Sayles Small/Mid Cap Growth Fund since its inception in 2015. Mr. Slavik, Vice President of Loomis Sayles, began his investment career in 1991 and joined Loomis Sayles in 2005. Mr. Slavik holds the designation of Chartered Financial Analyst®. He earned a B.A. from the University of Connecticut and has over 27 years of investment experience.

**Elaine M. Stokes** has served as portfolio manager of the Loomis Sayles Bond Fund, the Loomis Sayles Investment Grade Fixed Income Fund, Loomis Sayles Fixed Income Fund and the Loomis Sayles Institutional High Income Fund since 2012. She served as an associate portfolio manager of the Loomis Sayles Investment Grade Fixed Income Fund from September 2006 until February 2012 and the Loomis Sayles Fixed Income Fund and the Loomis Sayles Institutional High Income Fund from February 2007 to February 2012. Ms. Stokes, Vice President of Loomis Sayles, began her investment career in 1987 and joined Loomis Sayles in 1988. She earned a B.S. from St. Michael's College and has over 31 years of investment experience.

*Please see the SAI for information regarding portfolio manager compensation, other accounts under management by the portfolio managers and the portfolio managers' ownership of securities in the Funds.*

### **Distribution Plans and Administrative Services and Other Fees**

For the Retail and Admin Classes of the Funds, the Funds offering those classes have adopted distribution plans under Rule 12b-1 of the 1940 Act that allow the Funds to pay fees for the sale and distribution of Retail and Admin Class shares and for services provided to shareholders. This 12b-1 fee currently is 0.25% of a Fund's average daily net assets attributable to the shares of a particular class. Because distribution and service (12b-1) fees are paid out of the Funds' assets on an ongoing basis, over time these fees will increase the cost of your investment and may cost you more than paying other types of sales charges and service fees.

Admin Class shares of Loomis Sayles Bond Fund and Loomis Sayles Small Cap Value Fund are offered exclusively through intermediaries, who will be the record owners of the shares. Admin Class shares may pay an administrative services fee at an annual rate of up to 0.25% of the average daily net assets attributable to Admin Class shares to Natixis Distribution, L.P. (the "Distributor") and/or securities dealers or financial intermediaries for providing personal service and account maintenance for their customers who hold these shares.

The Distributor, on behalf of Loomis Sayles, may pay certain broker-dealers and financial intermediaries whose customers are existing shareholders of the Funds a continuing fee based on the value of Fund shares held for those customers' accounts, although this continuing fee is paid by the Distributor, on behalf of Loomis Sayles, out of Loomis Sayles' own resources and is not assessed against the Fund.

The Distributor, Loomis Sayles and their respective affiliates may, out of their own resources, make payments in addition to the payments described in this section to dealers and other financial intermediaries that satisfy certain criteria established from time to time by the Distributor. Payments may vary based on sales, the amount of assets a dealer's or intermediary's clients have invested in the Funds, and other factors. These payments may also take the form of sponsorship of seminars or informational meetings or payments for attendance by persons associated with a dealer or intermediary at informational meetings. The Distributor and its affiliates may also make payments for recordkeeping and other transfer agency-related services to dealers and intermediaries that sell Fund shares; Class N shares do not bear such expenses.

The Distributor, on behalf of Loomis Sayles, may pay certain broker-dealers and financial intermediaries whose customers are existing Institutional Class shareholders of the Funds a continuing fee at an annual rate of up to 0.40% of the value of Fund shares held for these customers' accounts, although this continuing fee is paid by the Distributor, on behalf of Loomis Sayles, out of Loomis Sayles' own resources and is not assessed against the Fund.

The Distributor may pay fees to third party broker-dealer firms for services provided by those firms. The fees vary by firm and are generally based on asset levels. Fees are paid by the Distributor (as distributor of the Funds) on behalf of Loomis Sayles, out of Loomis Sayles' own resources.

The payments described in this section, which may be significant to the dealers and the financial intermediaries, may create an incentive for a dealer or financial intermediary or their representatives to recommend or sell shares of a particular Fund or share class over other mutual funds or share classes. Additionally, these payments may result in the Funds receiving certain marketing or service advantages that are not generally available to mutual funds that do not make such payments, including placement on a sales list, including a preferred or select sales list, or in other sales programs. These payments may create potential conflicts of interest between an investor and a dealer or other financial intermediary who is recommending a particular mutual fund over other mutual funds. Before investing, you should consult with your financial representative and review carefully any disclosure by the dealer or other financial intermediary as to what monies it receives from mutual fund advisers and distributors, as well as how your financial representative is compensated. Please see the SAI for additional information about payments made by the Distributor and its affiliates to dealers and other financial intermediaries. Please also contact your dealer or financial intermediary for details about payments it may receive.

### **Additional Information**

The Funds enter into contractual arrangements with various parties, including, among others, the Adviser, the Distributor and the Funds' custodian and transfer agent, who provide services to the Funds. Shareholders are not parties to, or intended to be third-party beneficiaries of, any of those contractual arrangements, and those contractual arrangements are not intended to create in any individual shareholder or group of shareholders any right to enforce such arrangements against the service providers or to seek any remedy thereunder against the service providers, either directly or on behalf of the Funds.

This Prospectus provides information concerning the Funds that you should consider in determining whether to purchase shares of the Funds. None of this Prospectus, the SAI or any contract that is an exhibit to the Funds' registration statement, is intended to, nor does it, give rise to an agreement or contract between the Funds and any investor, or give rise to any contract or other rights in any individual shareholder, group of shareholders or other person other than any rights conferred explicitly by applicable federal or state securities laws that may not be waived.

# general information

## How Fund Shares Are Priced

NAV is the price of one share of a Fund without a sales charge, and is calculated each business day using this formula:

$$\text{Net Asset Value} = \frac{\text{Total market value of securities} + \text{Cash and other assets} - \text{Liabilities}}{\text{Number of outstanding shares}}$$

The NAV of Fund shares is determined pursuant to policies and procedures approved by the Board of Trustees, as summarized below:

- A share's NAV is determined at the close of regular trading on the New York Stock Exchange ("NYSE") on the days the NYSE is open for trading. This is normally 4:00 p.m., Eastern time. A Fund's shares will not be priced on the days on which the NYSE is closed for trading. In addition, a Fund's shares will not be priced on the holidays listed in the SAI. See the section "Net Asset Value" in the SAI for more details.
- The price you pay for purchasing, redeeming or exchanging a share will be based upon the NAV next calculated after your order is received by the transfer agent, DST Asset Manager Solutions, Inc., (rather than when the order arrives at the P.O. box) "in good order" (meaning that the order is complete and contains all necessary information). See the Section "How to Purchase Shares," which provides additional information regarding who can receive a purchase order.
- Requests received by the Funds after the NYSE closes will be processed based upon the NAV determined at the close of regular trading on the next day that the NYSE is open. If the transfer agent receives the order in good order prior to the NYSE market close (normally 4:00 p.m., Eastern time), the shareholder will receive that day's NAV. Under limited circumstances, the Distributor may enter into contractual agreements pursuant to which orders received by your investment dealer before a Fund determines its NAV and transmitted to the transfer agent prior to market open on the next business day are processed at the NAV determined on the day the order was received by your investment dealer. **Please contact your investment dealer to determine whether it has entered into such a contractual agreement. If your investment dealer has not entered into such a contractual agreement, your order will be processed at the NAV next determined after your investment dealer submits the order to a Fund.**
- If a Fund invests in foreign securities, it may have NAV changes on days when you cannot buy or sell its shares.

Generally, during times of substantial economic or market change, it may be difficult to place your order by phone. During these times, you may send your order by mail as described in the sections "How to Purchase Shares" and "How to Redeem Shares."

Fund securities and other investments for which market quotations are readily available, as outlined in the Funds' policies and procedures, are valued at market value. The Fund may use independent pricing services recommended by the Adviser and approved by the Board of Trustees to obtain market quotations. Generally, Fund securities and other investments are valued as follows:

- **Equity securities (including shares of closed-end investment companies and exchange-traded funds ("ETFs")), exchange traded notes, rights, and warrants** — listed equity securities are valued at the last sale price quoted on the exchange where they are traded most extensively or, if there is no reported sale during the day, the closing bid quotation as reported by an independent pricing service. Securities traded on the NASDAQ Global Select Market, NASDAQ Global Market and NASDAQ Capital Market are valued at the NASDAQ Official Closing Price ("NOCP"), or if lacking an NOCP, at the most recent bid quotations on the applicable NASDAQ Market. Unlisted equity securities (except unlisted preferred equity securities discussed below) are valued at the last sale price quoted in the market where they are traded most extensively or, if there is no reported sale during the day, the closing bid quotation as reported by an independent pricing service. If there is no sale price or closing bid quotation available, unlisted equity securities will be valued using evaluated bids furnished by an independent pricing service, if available. In some foreign markets, an official close price and a last sale price may be available from the foreign exchange or market. In those cases, the official close price is used. Valuations from foreign markets may be subject to the Funds' fair value policies described below. If a right is not traded on any exchange, its value is based on the market value of the underlying security, less the cost to subscribe to the underlying security (e.g., to exercise the right), adjusted for the subscription ratio. If a warrant is not traded on any exchange, a price is obtained from a broker-dealer.
- **Debt securities and unlisted preferred equity securities** — evaluated bids furnished to a Fund by an independent pricing service using market information, transactions for comparable securities and various relationships between securities, if available, or bid prices obtained from broker-dealers.
- **Senior Loans** — bid prices supplied by an independent pricing service, if available, or bid prices obtained from broker-dealers.
- **Bilateral Swaps** — bilateral credit default swaps are valued based on mid prices (between the bid price and the ask price) supplied by an independent pricing service. Bilateral interest rate swaps and bilateral standardized commodity and equity index total return swaps are

valued based on prices supplied by an independent pricing service. If prices from an independent pricing service are not available, prices from a broker-dealer may be used.

- **Centrally Cleared Swaps** — settlement prices of the clearing house on which the contracts were traded or prices obtained from broker-dealers.
- **Options** — domestic exchange-traded single name equity options contracts (including options on ETFs) are valued at the mean of the National Best Bid and Offer quotations. Foreign exchange-traded single name equity options contracts are valued at the most recent settlement price. Options contracts on domestic indices shall be priced at the average of the closing bid and ask quotations as of the close of trading on the Chicago Board Options Exchange (“CBOE”). On the last business day of the month, the Funds will fair value the S&P 500<sup>®</sup> index options using the closing rotation values published by the CBOE. Options contracts on foreign indices are priced at the most recent settlement price. Options on futures contracts are valued using the current settlement price on the exchange on which, over time, they are traded most extensively. Other exchange-traded options are valued at the average of the closing bid and ask quotations on the exchange on which, over time, they are traded most extensively. Over-the-counter (“OTC”) currency options and swaptions are valued at mid prices (between the bid and the ask price) supplied by an independent pricing service, if available. Other OTC options contracts (including currency options and swaptions not priced through an independent pricing service) are valued based on prices obtained from broker-dealers. Valuations based on information from foreign markets may be subject to the Funds’ fair value policies described below.
- **Futures** — most recent settlement price on the exchange on which the Adviser believes that, over time, they are traded most extensively. Valuations based on information from foreign markets may be subject to the Funds’ fair value policies described below.
- **Forward Foreign Currency Contracts** — interpolated rates determined based on information provided by an independent pricing service.

Foreign denominated assets and liabilities are translated into U.S. dollars based upon foreign exchange rates supplied by an independent pricing service. Fund securities and other investments for which market quotations are not readily available are valued at fair value as determined in good faith by the Adviser pursuant to procedures approved by the Board of Trustees. A Fund may also value securities and other investments at fair value in other circumstances such as when extraordinary events occur after the close of a foreign market but prior to the close of the NYSE. This may include situations relating to a single issuer (such as a declaration of bankruptcy or a delisting of the issuer’s security from the primary market on which it has traded) as well as events affecting the securities markets in general (such as market disruptions or closings and significant fluctuations in U.S. and/or foreign markets). When fair valuing its securities or other investments, each Fund may, among other things, use modeling tools or other processes that may take into account factors such as securities or other market activity and/or significant events that occur after the close of the foreign market and before the time a Fund’s NAV is calculated. Fair value pricing may require subjective determinations about the value of a security, and fair values used to determine a Fund’s NAV may differ from quoted or published prices, or from prices that are used by others, for the same securities. In addition, the use of fair value pricing may not always result in adjustments to the prices of securities held by a Fund. Valuations for securities traded in the OTC market may be based on factors such as market information, transactions for comparable securities, various relationships between securities or bid prices obtained from broker-dealers. Evaluated prices from an independent pricing service may require subjective determinations and may be different than actual market prices or prices provided by other pricing services.

Trading in some of the portfolio securities or other investments of some of the Funds takes place in various markets outside the United States on days and at times other than when the NYSE is open for trading. Therefore, the calculation of these Funds’ NAV does not take place at the same time as the prices of many of its portfolio securities or other investments are determined, and the value of these Funds’ portfolios may change on days when these Funds are not open for business and their shares may not be purchased or redeemed.

## Self-Servicing Your Account

(Excludes Class N shares)

Shareholders that hold their accounts directly with Funds may use the following self-service options. Shareholders that hold Fund shares through a financial intermediary should consult their financial intermediary regarding any self-service options that they may offer.

**Loomis Sayles Funds Website.** You can access our website at [www.loomissayles.com](http://www.loomissayles.com) to perform transactions (purchases, redemptions or exchanges), review your account information and Fund net asset values, change your address, order duplicate statements or tax forms or obtain a prospectus, an SAI, an application or periodic reports (certain restrictions may apply).

**Loomis Sayles Automated Voice Response System.** You have access to your account 24 hours a day by calling Loomis Sayles Automated Voice Response System at 800-633-3330, option 1. Using this customer service option you may review your account balance and Fund net asset values, order duplicate statements, order duplicate tax forms, obtain distribution and performance information and obtain wiring instructions (certain restrictions may apply).

## How To Purchase Shares

Each Fund is generally available for purchase in the United States, Puerto Rico, Guam and the U.S. Virgin Islands. The Funds will only accept investments from U.S. citizens with a U.S. address (including an APO or FPO address) or resident aliens with a U.S. address (including an APO or FPO address) and a U.S. taxpayer identification number.

U.S. citizens living abroad are not allowed to purchase shares in the Funds. Admin Class shares are offered exclusively through intermediaries (who will be the record owner of such shares), are intended primarily for Certain Retirement Plans held in an omnibus fashion, and are not available for purchase by individual investors. Class N shares are not eligible to be purchased or exchanged through the website or through the Loomis Sayles Automated Voice Response System.

Each Fund sells its shares at the NAV next calculated after the Fund receives a properly completed investment order. The Fund generally must receive your properly completed order before the close of regular trading on the NYSE for your shares to be bought or sold at the Fund's NAV on that day.

All purchases made by check should be in U.S. dollars and made payable to Loomis Sayles Funds. Third party checks, travelers checks, starter checks and credit card convenience checks will not be accepted, except that third party checks under \$10,000 may be accepted. You may return an uncashed redemption check from your account to be repurchased back into your account. Upon redemption of an investment by check or by periodic account investment, redemption proceeds may be withheld until the check has cleared or the shares have been in your account for 10 days.

A Fund may periodically close to new purchases of shares or refuse any order to buy shares if the Fund determines that doing so would be in the best interests of the Fund and its shareholders. See the section "Restrictions on Buying, Selling and Exchanging Shares."

You can buy shares of each Fund in several ways:

The Funds may engage financial intermediaries to receive purchase, exchange and sell orders on their behalf. Accounts established directly with the Funds will be serviced by the Funds' transfer agent. The Funds, the Funds' transfer agent and the Distributor do not provide investment advice.

**Through a financial adviser (Certain restrictions may apply).** Your financial adviser will be responsible for furnishing all necessary documents to Loomis Sayles Funds. Your financial adviser may charge you for these services. Your financial adviser must receive your request in proper form before the close of regular trading on the NYSE for you to receive that day's NAV.

**Through a broker-dealer (Certain restrictions may apply).** You may purchase shares of the Funds through a broker-dealer that has been approved by the Distributor. Your broker-dealer may charge you a fee for effecting such transactions. Your broker-dealer must receive your request in proper form before the close of regular trading on the NYSE for you to receive that day's NAV.

**Directly from the Fund.** Loomis Sayles Funds' transfer agent must receive your purchase request in proper form before the close of regular trading on the NYSE in order for you to receive that day's NAV.

You can purchase shares directly from each Fund in several ways:

**By mail.** You can buy shares of each Fund by submitting a completed application form, which is available online at [www.loomissayles.com](http://www.loomissayles.com) or by calling Loomis Sayles Funds at 800-633-3330, along with a check payable to Loomis Sayles Funds for the amount of your purchase to:

**Regular Mail**

Loomis Sayles Funds  
P.O. Box 219594  
Kansas City, MO 64121-9594

**Overnight Mail**

Loomis Sayles Funds  
330 West 9th Street  
Kansas City, MO 64105-1514

After your account has been established, you may send subsequent investments directly to Loomis Sayles Funds at the above addresses. Please include either the investment slip from your account statement or a letter specifying the Fund name, your account number and your name, address and telephone number.

**By wire.** You also may wire subsequent investments. Call Loomis Sayles Funds at 800-633-3330 to obtain wire transfer instructions. At the time of the wire transfer, you will need to include the Fund name, your class of shares, your account number and the registered account owner name(s). Your bank may charge you for such a transfer.

**By telephone.** You can make subsequent investments by calling Loomis Sayles Funds at 800-633-3330.

**By exchange.** You may purchase shares of a Fund by exchange of shares of the same class of another Fund by sending a signed letter of instruction to Loomis Sayles Funds, by calling Loomis Sayles Funds at 800-633-3330 or by accessing your account online at [www.loomissayles.com](http://www.loomissayles.com).

**Through Automated Clearing House (“ACH”).** Before you can purchase shares of Loomis Sayles Funds through ACH, you must provide specific instructions to Loomis Sayles Funds in writing (see STAMP2000 Medallion Signature Guarantee below). You may purchase shares of a Fund through ACH by either calling Loomis Sayles Funds at 800-633-3330 or by accessing your account online at [www.loomissayles.com](http://www.loomissayles.com).

**By internet.** If you have established a Personal Identification Number (“PIN”) and you have established the electronic transfer privilege, you can make subsequent investments through your online account at [www.loomissayles.com](http://www.loomissayles.com). If you have not established a PIN, but you have established the electronic transfer privilege, go to [www.loomissayles.com](http://www.loomissayles.com), click on “Client Login,” under Mutual Funds Login, click on “Login to Mutual Funds,” click on “Establish User ID,” and follow the instructions.

**Through systematic investing.** You can make regular investments of \$50 or more (\$50,000 for the Loomis Sayles Fixed Income Fund, Loomis Sayles Institutional High Income Fund, Loomis Sayles Investment Grade Fixed Income Fund, and Loomis Sayles Small/Mid Cap Growth Fund) or more per month through automatic deductions from your bank checking or savings account. If you did not establish the electronic transfer privilege on your application, you may add the privilege by obtaining an Account Options Form through your financial adviser, by calling Loomis Sayles Funds at 800-633-3330 or by visiting [www.loomissayles.com](http://www.loomissayles.com). A medallion signature guarantee may be required to add this option.

**Through liquid securities.** Subject to the approval of a Fund, an investor may purchase Institutional Class shares of a Fund with liquid securities and other assets that are eligible for purchase by the Fund (consistent with the Fund’s investment policies and restrictions) and that have a value that is readily ascertainable in accordance with the Fund’s valuation policies. These transactions will be effected only if Loomis Sayles deems the security to be an appropriate investment for the Fund. Assets purchased by a Fund in such a transaction will be valued in accordance with procedures adopted by the Fund. The Funds reserve the right to amend or terminate this practice at any time.

Minimum Investment Requirements for each Fund and share class are described in each Fund’s summary prospectus in the section “Purchase and Sale of Fund Shares.”

**Minimum Balance Policy.** In order to address the relatively higher costs of servicing smaller fund positions, on an annual basis each Fund may close an account and send the account holder the proceeds if the account falls below \$500. The valuation of account balances for this purpose and the liquidation itself generally occur during October of each calendar year, although they may occur at another date in the year.

Certain accounts such as those using the Loomis Sayles Funds’ prototype document including IRAs, accounts associated with fee-based programs (such as wrap programs), trust networked accounts, accounts initially funded within six months of the liquidation date, certain retirement accounts, are excepted from the liquidation.

Due to operational limitations, the Funds ability to apply the Minimum Balance Policy to shareholder accounts held through an intermediary in an omnibus fashion may be limited. The Funds may work with these intermediaries to enforce the Minimum Balance Policy on these accounts as can best be applied per the timing and the constraints of the intermediaries’ account record keeping systems.

**Certain Retirement Plans.** Loomis Sayles Funds defines “Certain Retirement Plans” as it relates to share class eligibility and account minimums as follows:

Certain Retirement Plans includes 401(k) plans, 457 plans, 401(a) plans (including profit-sharing and money purchase pension plans),



403(b) and 403(b)(7) plans, defined benefit plans, non-qualified deferred compensation plans, Taft Hartley multi-employer plans and retiree health benefit plans. The accounts must be plan level omnibus accounts to qualify.

Certain Retirement Plans does not include individual retirement plan accounts such as IRAs, SIMPLE, SEP, SARSEP, Roth IRAs, etc. Any retirement plan accounts registered in the name of a participant would not qualify.

### How To Redeem Shares

You can redeem shares of each Fund directly from the Fund on any day on which the NYSE is open for business. The information below details the various ways you can redeem shares of a Fund. Except as noted below and in the “Selling Restrictions” section of this Prospectus, each Fund typically expects to pay out redemption proceeds on the next business day after a redemption request is received in good order. The information below also notes certain fees that may be charged by a Fund, its agents, your bank or your financial representative in connection to your redemption request. The Funds do not currently impose any redemption charge. The Funds’ Board of Trustees reserves the right to impose additional charges at any time.

Each Fund may fund a redemption request from various sources, including sales of portfolio securities, holdings of cash or cash equivalents, and borrowings from banks (including overdrafts from the Fund’s custodian bank and/or under the Fund’s line of credit, which is shared across certain other Natixis Funds and Loomis Sayles Funds). Each Fund typically will redeem shares for cash; however, as described in more detail below, each Fund reserves the right to pay the redemption price wholly or partly in-kind (i.e., in portfolio securities rather than cash), if the Fund’s Adviser determines it to be advisable and in the best interest of shareholders. If a shareholder receives a distribution in-kind, the shareholder will bear the market risk associated with the distributed securities and would incur brokerage or other charges in converting the securities to cash.

Because large redemptions are likely to require liquidation by a Fund of portfolio holdings, payment for large redemptions may be delayed for up to seven days to provide for orderly liquidation of such holdings. Under unusual circumstances, the Fund may suspend redemptions or postpone payment for more than seven days as permitted by the SEC.

Redemptions totaling more than \$100,000 from a single fund/account cannot be processed on the same day unless the proceeds of the redemption are sent via pre-established banking information on the account. Please see the section “STAMP2000 Medallion Signature Guarantee” for details.

Generally, a transaction fee will be charged for expedited payment of redemption proceeds of \$5.50 for wire transfers, \$50 for international wire transfers or \$20.50 for overnight delivery. These fees are subject to change.

**Redemptions through your financial adviser.** Your financial adviser must receive your request in proper form before the close of regular trading on the NYSE for you to receive that day’s NAV. Your financial adviser will be responsible for furnishing all necessary documents to Loomis Sayles Funds on a timely basis and may charge you for his or her services.

**Redemptions through your broker-dealer.** You may redeem shares of the Fund through a broker-dealer that has been approved by the Distributor, which can be contacted at 888 Boylston Street, Suite 800, Boston, MA 02199-8197. Your broker-dealer may charge you a fee for effecting such transaction. Your broker-dealer must receive your request in proper form before the close of regular trading on the NYSE for you to receive that day’s NAV. Your redemptions generally will be wired to your broker-dealer on the first business day after your request is received in good order.

**Redemptions directly to the Funds.** Loomis Sayles Funds’ transfer agent must receive your redemption request in proper form before the close of regular trading on the NYSE in order for you to receive that day’s NAV. Your redemptions generally will be sent to you on the first business day after your request is received in good order, although it may take longer.

You may make redemptions directly from each Fund in several ways:

**By mail.** Send a signed letter of instruction that includes the name of the Fund, the exact name(s) in which the shares are registered, any special capacity in which you are signing (such as trustee or custodian or on behalf of a partnership, corporation, or other entity), your address, telephone number, account number and the number of shares or dollar amount to be redeemed to the following address:

**Regular Mail**

Loomis Sayles Funds  
P.O. Box 219594  
Kansas City, MO 64121-9594

**Overnight Mail**

Loomis Sayles Funds  
330 West 9th Street  
Kansas City, MO 64105-1514

All owners of shares must sign the written request in the exact names in which the shares are registered. The owners should indicate any special capacity in which they are signing (such as trustee or custodian or on behalf of a partnership, corporation or other entity).

**By exchange.** You may sell some or all of your shares of a Fund and use the proceeds to buy shares of the same class of another Loomis Sayles Fund by sending a letter of instruction to Loomis Sayles Funds, calling Loomis Sayles Funds at 800-633-3330 or exchanging online at [www.loomissayles.com](http://www.loomissayles.com).

**By internet.** If you have established a PIN and the electronic transfer privilege, you can redeem shares through your online account at [www.loomissayles.com](http://www.loomissayles.com). If you have not established a PIN, but you have established the electronic transfer privilege, go to [www.loomissayles.com](http://www.loomissayles.com), click on “Client Login,” under Mutual Funds Login, click on “Login to Mutual Funds,” click on “Establish User ID,” and follow the instructions (certain restrictions may apply).

**By telephone.** You may redeem shares by calling Loomis Sayles Funds at 800-633-3330. Proceeds from telephone redemption requests (less any applicable fees) can be wired to your bank account, sent electronically by ACH to your bank account or sent by check in the name of the registered owner(s) to the address of record. A wire fee will be deducted from your proceeds. Your bank may charge you a fee to receive the wire.

The telephone redemption privilege may be modified or terminated by the Funds without notice.

You may redeem by telephone to have a check sent to the address of record for the maximum amount of \$100,000 per day from a single fund/account. For your protection, telephone or internet redemption requests will not be permitted if Loomis Sayles Funds has been notified of an address change or bank account information change for your account within the preceding 30 days. Unless you indicate otherwise on your account application, Loomis Sayles Funds will be authorized to accept redemption and transfer instructions by telephone. If you prefer, you can decline telephone redemption and transfer privileges.

**Systematic Withdrawal Plan.** If the value of your account is \$10,000 or more, you can have periodic redemptions automatically paid to you or to someone you designate. Please call 800-633-3330 for more information or to set up a systematic withdrawal plan or visit [www.loomissayles.com](http://www.loomissayles.com) to obtain an Account Options Form.

**In-Kind.** Shares normally will be redeemed for cash upon receipt of a redemption request in good order, although each Fund reserves the right to pay the redemption price wholly or partly in-kind if the Fund’s Adviser determines it to be advisable and in the best interest of shareholders. For example, a Fund may pay a redemption in-kind under stressed market conditions or if the redemption amount is large.

You may also request an in-kind redemption of your shares by calling Loomis Sayles Funds at 800-633-3330. In-kind redemptions typically take several weeks to effectuate following a redemption request given the operational steps necessary to coordinate with the redeeming shareholder’s custodian. Typically, the redemption date is mutually-agreed upon by the Fund and the redeeming shareholder. A Fund is not required to pay a redemption in-kind even if requested and may in its discretion pay the redemption proceeds in cash.

Redemptions in-kind will generally, but not necessarily, result in a pro rata distribution of each security held in a Fund’s portfolio. If a shareholder receives a distribution in-kind, the shareholder will bear the market risk associated with the distributed securities and would incur brokerage or other charges in converting the securities to cash.

**By wire.** Before Loomis Sayles Funds can wire redemption proceeds (less any applicable fees) to your bank account, you must provide specific wire instructions to Loomis Sayles Funds in writing (see “STAMP2000 Medallion Signature Guarantee” below). A wire fee will be deducted from the proceeds of each wire.

**By ACH.** Before Loomis Sayles Funds can send redemptions through ACH, you must provide specific wiring instructions to Loomis Sayles Funds in writing (see “STAMP2000 Medallion Signature Guarantee” below). For ACH redemptions, proceeds will generally arrive at your bank within three business days.

**STAMP2000 Medallion Signature Guarantee.** You must have your signature guaranteed by a bank, broker-dealer or other financial institution that can issue a STAMP2000 Medallion Signature Guarantee for the following types of redemptions:

- If you are selling more than \$100,000 per day from a single fund/account and you are requesting the proceeds by check (this does not apply to IRA transfer of assets to new custodian).
- If you are requesting that the proceeds check (of any amount) be made out to someone other than the registered owner(s) or sent to an address other than the address of record.
- If the account registration or bank account information has changed within the past 30 days.
- If you are instructing us to send the proceeds by check, wire or ACH to a bank not already active on the fund account.

The Funds will only accept STAMP2000 Medallion Signature Guarantees bearing the STAMP2000 Medallion imprint. The surety amount of the STAMP2000 medallion imprint must meet or exceed the amount on the request. Please note that a notary public cannot provide a STAMP2000 Medallion Signature Guarantee. This signature guarantee requirement may be waived by Loomis Sayles Funds in certain cases.

### **Exchanging or Converting Shares**

In general, you may exchange shares of each Fund for shares of the same class of another Loomis Sayles Fund that offers such class of shares (see the sections “How to Purchase Shares” and “How to Redeem Shares”) subject to restrictions noted below. When exchanging into a fund that has the same investment minimums the exchange must be for at least the minimum to open an account or the total NAV of your account, whichever is less. When exchanging into a fund that has a higher investment minimum, the exchange must be for at least the minimum to open an account. Once the fund minimum is met, exchanges under the Automatic Exchange Plan must be made for at least \$50.00. All exchanges are subject to the eligibility requirements of the fund into which you are exchanging and any other limits on sales of or exchanges into that fund. The exchange privilege may be exercised only in those states where shares of such funds may be legally sold. For U.S. federal income tax purposes, an exchange of Fund shares for shares of another fund is generally treated as a sale on which gain or loss may be recognized. Subject to the applicable rules of the SEC, the Board of Trustees reserves the right to modify the exchange privilege at any time. Before requesting an exchange into any other fund, please read its prospectus carefully. You may be unable to hold your shares through the same financial intermediary if you engage in certain share exchanges. You should contact your financial intermediary for further details. Please refer to the SAI for more detailed information on exchanging Fund shares. Class N shares are not eligible to be exchanged through the website or through the Loomis Sayles Automated Voice Response System.

In certain circumstances, you may convert shares of your Fund from your current share class into another share class in the same Fund. A conversion is subject to the eligibility requirements of the share class of your Fund that you are converting into including investment minimum requirements. The conversion from one class of shares to another will be based on the respective NAVs of the separate share classes on the trade date for the conversion.

Generally, a conversion between share classes of the same fund is a nontaxable event to the shareholder. All requests for conversions must follow the procedures set forth by the Distributor. The Fund reserves the right to refuse any conversion request. Due to operational limitations at your financial intermediary, your ability to convert share classes of the same fund may be limited. Please consult your financial representative for more information.

In general, you may sell Institutional Class shares of any Loomis Sayles Fund and use the proceeds to purchase Class Y shares in any Natixis Fund, subject to the eligibility requirements, including fund minimums, of the fund you are purchasing into.

### **Cost Basis Reporting**

Upon the redemption or exchange of your shares in a Fund, the Fund will be required to provide you and the Internal Revenue Service (“IRS”) with cost basis and certain other related tax information about the Fund shares you redeemed or exchanged. This cost basis reporting requirement is effective for shares purchased, including through dividend reinvestment, on or after January 1, 2012. Please consult the Fund at [www.loomissayles.com](http://www.loomissayles.com) or by calling Loomis Sayles Funds at 800-633-3330, as appropriate, for more information regarding available methods for cost basis reporting and how to select a particular method. Please also consult your tax advisor to determine which available cost basis method is best for you.

### **Dividends and Distributions**

It is the policy of each Fund to pay its shareholders each year, as dividends, substantially all of its net investment income. Each Fund expects to distribute substantially all of its net realized long- and short-term capital gains annually (or, in the case of short-term capital gains, more frequently than annually if determined by the Fund to be in the best interest of shareholders), after applying any available capital loss carryovers. To the extent permitted by law, the Board of Trustees may adopt a different schedule for making distributions as long as distributions of the net investment income and net realized capital gains, if any, are made at least annually.

A Fund’s distribution rate fluctuates over time for various reasons, and there can be no assurance that a Fund’s distributions will not decrease or that a Fund will make any distributions when scheduled. For example, foreign currency losses potentially reduce or eliminate, and have in the past reduced and eliminated, regularly scheduled distributions for certain funds.

Capital gain distributions normally are made annually, but may be made more frequently as deemed advisable by the Funds and as permitted by applicable law. To the extent permitted by law, the Board of Trustees may change the frequency with which each Fund declares or pays dividends. The table below provides further information about each Fund’s dividend policy.

## general information

Generally declares and pays dividends annually	Generally declares and pays dividends quarterly
Loomis Sayles Fixed Income Fund	Loomis Sayles Inflation Protected Securities Fund
Loomis Sayles Global Bond Fund	
Loomis Sayles Institutional High Income Fund	Generally declares and pays dividends monthly
Loomis Sayles Small Cap Growth Fund	Loomis Sayles Bond Fund
Loomis Sayles Small Cap Value Fund	Loomis Sayles Investment Grade Fixed Income Fund
Loomis Sayles Small/Mid Cap Growth Fund	

You may choose to:

- Participate in the Dividend Diversification Program, which allows you to have all dividends and distributions automatically invested in shares of the same class of another Loomis Sayles Fund registered in your name. Certain investment minimums and restrictions may apply.
- Receive distributions from dividends and interest in cash while reinvesting distributions from capital gains in additional shares of the same class of the Fund, or in the same class of another Loomis Sayles Fund.
- Receive all distributions in cash.

If a dividend or capital gain distribution check remains uncashed for six months and your account is still open, the Fund will reinvest the dividend or distribution in additional shares of the Fund promptly after making this determination and the check will be canceled. In addition, future dividends and capital gain distributions will be automatically reinvested in additional shares of the Fund unless you subsequently contact the Fund and request to receive distributions by check.

If you do not select an option when you open your account, all distributions will be reinvested.

If you earn more than \$10 annually in taxable income from a Loomis Sayles Fund held in a non-retirement plan account, you will receive a Form 1099 to help you report the prior calendar year's distributions on your U.S. federal income tax return. This information will also be reported to the IRS. Be sure to keep this Form 1099 as a permanent record. A fee may be charged for any duplicate information requested.

### Restrictions On Buying, Selling and Exchanging Shares

The Funds discourage excessive short-term trading that may be detrimental to the Funds and their shareholders. Frequent purchases and redemptions of Fund shares by shareholders may present certain risks for other shareholders in a Fund. This includes the risk of diluting the value of Fund shares held by long-term shareholders, interfering with the efficient management of each Fund's portfolio and increasing brokerage and administrative costs. Funds investing in securities that require special valuation processes (such as foreign securities, below investment grade securities or small capitalization securities), also may have increased exposure to these risks. The Board of Trustees has adopted the following policies to address and discourage such trading.

Each Fund reserves the right to suspend or change the terms of purchasing or exchanging shares. Each Fund and the Distributor reserve the right to reject any purchase or exchange order for any reason, including if the transaction is deemed not to be in the best interests of the Fund's other shareholders or possibly disruptive to the management of the Fund. A shareholder whose purchase or exchange order has been rejected may still redeem its shares by submitting a redemption request as described under "How to Redeem Shares."

**Limits on Frequent Trading.** Excessive trading activity in a Fund is measured by the number of round trip transactions in a shareholder's account. A round trip is defined as (1) a purchase (including a purchase by exchange) into a Fund followed by a redemption (including a redemption by exchange) of any amount out of the same Fund; or (2) a redemption (including a redemption by exchange) out of a Fund followed by a purchase (including a purchase by exchange) of any amount into the same Fund. Two round trip transactions in a single Fund within a rolling 90-day period is considered to be excessive and will constitute a violation of the Fund's trading limitations. After the detection of a first violation, the Fund or the Distributor will issue the shareholder and/or his or her financial intermediary, if any, a written warning. After the detection of a second violation (*i.e.*, two more round trip transactions in the Fund within a rolling 90-day period), the Fund or the Distributor will restrict the shareholder from making subsequent purchases (including purchases by exchange) for 90 days. After the detection of a third violation, the Fund or the Distributor will permanently restrict the account and any other accounts under the shareholder's control in any Loomis Sayles Fund or Natixis Fund from making subsequent purchases (including purchases by exchange). The above limits are applicable whether a shareholder holds shares directly with a Fund or indirectly through a financial intermediary, such as a broker, bank, investment adviser, recordkeeper for retirement plan participants, or other third party. The preceding is not an exclusive description of activities that a Fund and the Distributor may consider to be excessive and, at its discretion, a Fund and the Distributor may

restrict or prohibit transactions by such identified shareholders or intermediaries.

Notwithstanding the above, certain financial intermediaries, such as retirement plan administrators, may monitor and restrict the frequency of purchase and redemption transactions in a manner different from that described above. The policies of these intermediaries may be more or less restrictive than the generally applicable policies described above. Each Fund may choose to rely on a financial intermediary's restrictions on frequent trading in place of the Fund's own restrictions if the Fund determines, at its discretion, that the financial intermediary's restrictions provide reasonable protection for the Fund from excessive short-term trading activity. Please contact your financial representative for additional information regarding their policies for limiting the frequent trading of Fund shares.

This policy also does not apply with respect to shares purchased by certain funds-of-funds or similar asset allocation programs that rebalance their investments only infrequently. To be eligible for this exemption, the fund-of-funds or asset allocation program must identify itself to and receive prior written approval from a Fund or the Distributor. A Fund and the Distributor may request additional information to enable them to determine that the fund-of-funds or asset allocation program is not designed to and/or is not serving as a vehicle for disruptive short-term trading, which may include requests for (i) written assurances from the sponsor or investment manager of the fund-of-funds or asset allocation program that it enforces the Fund's frequent trading policy on investors or another policy reasonably designed to deter disruptive short-term trading in Fund shares, and/or (ii) data regarding transactions by investors in the fund-of-funds or asset allocation program, for periods and on a frequency determined by the Fund and the Distributor, so that the Fund can monitor compliance by such investors with the trading limitations of the Fund or of the fund-of-funds or asset allocation program. Under certain circumstances, waivers to these conditions (including waivers to permit more frequent rebalancing) may be approved for programs that in the Fund's opinion are not vehicles for market timing and are not likely to engage in abusive trading.

**Trade Activity Monitoring.** Trading activity is monitored selectively on a daily basis in an effort to detect excessive short-term trading activities. If a Fund or the Distributor believes that a shareholder or financial intermediary has engaged in excessive, short-term trading activity, it may, at its discretion, request that the shareholder or financial intermediary stop such activities or refuse to process purchases or exchanges in the accounts. At its discretion, a Fund and the Distributor, as well as an adviser to a Fund may ban trading in an account if, in their judgment, a shareholder or financial intermediary has engaged in short-term transactions that, while not necessarily in violation of the Fund's stated policies on frequent trading, are harmful to a Fund or its shareholders. A Fund and the Distributor also reserve the right to notify financial intermediaries of the shareholder's trading activity.

**Accounts Held by Financial Intermediaries.** The ability of a Fund and the Distributor to monitor trades that are placed by omnibus or other nominee accounts is severely limited in those instances in which the financial intermediary maintains the record of a Fund's underlying beneficial owners. In general, each Fund and the Distributor will review trading activity at the omnibus account level. If a Fund and the Distributor detect suspicious activity, they may request and receive personal identifying information and transaction histories for some or all underlying shareholders (including plan participants) to determine whether such shareholders have engaged in excessive short-term trading activity. If a Fund believes that a shareholder has engaged in excessive short-term trading activity in violation of the Fund's policies through an omnibus account, the Fund will attempt to limit transactions by the underlying shareholder that engaged in such trading, although it may be unable to do so. A Fund may also limit or prohibit additional purchases of Fund shares by an intermediary. Investors should not assume a Fund will be able to detect or prevent all trading practices that may disadvantage a Fund.

### Purchase Restrictions

Each Fund is required by federal regulations to obtain certain personal information from you and to use that information to verify your identity. The Funds may not be able to open your account if the requested information is not provided. **Each Fund reserves the right to refuse to open an account, close an account and redeem your shares at the then-current price or take other such steps that the Fund deems necessary to comply with federal regulations if your identity cannot be verified.**

Each Fund reserves the right to create investment minimums in its sole discretion.

### Selling Restrictions

The table below describes restrictions placed on selling shares of a Fund. Please see the SAI for additional information regarding redemption payment policies.

Restriction	Situation
Each Fund may suspend the right of redemption:	<ul style="list-style-type: none"> <li>• When the NYSE is closed (other than a weekend/holiday) as permitted by the SEC.</li> <li>• During an emergency as permitted by the SEC.</li> <li>• During any other period permitted by the SEC.</li> </ul>

Restriction	Situation
Each Fund reserves the right to suspend account services or refuse transaction requests:	<ul style="list-style-type: none"> <li>• With a notice of a dispute between registered owners or death of a registered owner.</li> <li>• With suspicion/evidence of a fraudulent act.</li> </ul>
Each Fund may pay the redemption price in whole or in part by a distribution in-kind of readily marketable securities in lieu of cash or may take up to 7 days to pay a redemption request in order to raise capital:	<ul style="list-style-type: none"> <li>• When or if it is advisable for the Fund to redeem in-kind, as determined in the sole discretion of the Adviser, or if requested by the redeeming shareholder and agreed to by the Fund.</li> </ul>
Each Fund may withhold redemption proceeds for 10 days from the purchase date:	<ul style="list-style-type: none"> <li>• When redemptions are made within 10 calendar days of purchase by check or ACH to allow the check or ACH transaction to clear.</li> </ul>

The Funds reserve the right to suspend account services or refuse transaction requests if a Fund receives notice of a dispute between registered owners or of the death of a registered owner or a Fund suspects a fraudulent act. If a Fund refuses a transaction request because it receives notice of a dispute, the transaction will be processed at the NAV next determined after the Fund receives notice that the dispute has been settled or a court order has been entered adjudicating the dispute. If a Fund determines that its suspicion of fraud or belief that a dispute existed was mistaken, the transaction will be processed as of the NAV next determined after the transaction request was first received in good order.

### Certificates

Certificates will not be issued or honored for any class of shares.

### Tax Consequences

Except where noted, the following discussion addresses only the U.S. federal income tax consequences of an investment in a Fund and does not address any non-U.S., state, or local tax consequences.

Each Fund intends to meet all requirements under Subchapter M of the Internal Revenue Code of 1986 necessary to qualify and be eligible each year for treatment as a “regulated investment company,” and thus does not expect to pay any U.S. federal income tax on income and capital gains that are timely distributed to shareholders.

Unless otherwise noted, the discussion below, to the extent it describes shareholder-level tax consequences, pertains solely to taxable shareholders. The Funds are not managed with a view toward minimizing taxes imposed on such shareholders.

**Taxation of Fund Distributions.** For U.S. federal income tax purposes, distributions of investment income are generally taxable to Fund shareholders as ordinary income. Taxes on distributions of capital gains are determined by how long a Fund owned (or is deemed to have owned) the investments that generated them, rather than how long a shareholder has owned his or her shares. Distributions attributable to the excess of net long-term capital gains from the sale of investments a Fund owned (or is deemed to have owned) for more than one year over net short-term capital losses from the sale of investments a Fund owned (or is deemed to have owned) for one year or less, that are properly reported by the Fund as capital gain dividends (“Capital Gain Dividends”) will generally be taxable to a shareholder receiving such distributions as long-term capital gain includible in net capital gain and taxed to individuals at reduced rates. Distributions attributable to the excess of net short-term capital gains over net long-term capital losses will be taxable as ordinary income.

Distributions of investment income properly reported by a Fund as derived from “qualified dividend income” will be taxed in the hands of individuals at the reduced rates applicable to net capital gain, provided holding period and other requirements are met at both the shareholder and Fund levels. The Funds do not expect a significant portion of their distributions to be derived from qualified dividend income.

A 3.8% Medicare contribution tax is imposed on the net investment income of certain individuals, trusts and estates to the extent their income exceeds certain threshold amounts. Net investment income generally includes for this purpose dividends, including any capital gain dividends, paid by a Fund, and net capital gains recognized on the sale, redemption, exchange or other taxable disposition of shares of the Fund.

Fund distributions are taxable whether shareholders receive them in cash or in additional shares. In addition, Fund distributions are taxable to shareholders even if they are paid from income or gains earned by a Fund before a shareholder’s investment (and thus were included in the price the shareholder paid for his or her shares). Such distributions are likely to occur in respect of shares purchased at a time when a Fund’s NAV reflects gains that are either unrealized or realized but not distributed.

Dividends declared by a Fund and payable to shareholders of record in October, November or December of one year and paid in January of the next year generally are taxable in the year in which the dividends are declared, rather than the year in which the dividends are received.

Dividends derived from interest on securities issued by the U.S. Government or its agencies or instrumentalities, if any, may be exempt from state and local income taxes. Each Fund advises shareholders of the proportion of the Fund's dividends that are derived from such interest.

Distributions by a Fund to retirement plans and other investors that qualify for tax-advantaged treatment under U.S. federal income tax laws will generally not be taxable. Special rules apply to investments through such retirement plans. If your investment is through such a plan, you should consult your tax adviser to determine the suitability of a Fund as an investment through your plan and the tax treatment of distributions to you (including distributions of amounts attributable to an investment in a Fund) from the plan.

**Redemption, Sale or Exchange of Fund Shares.** A redemption, sale or exchange of Fund shares (including an exchange of Fund shares for shares of another Loomis Sayles Fund) is a taxable event and generally will result in recognition of gain or loss. Gain or loss, if any, recognized by a shareholder on a redemption, sale, exchange or other taxable disposition of Fund shares generally will be taxed as long-term capital gain or loss if the shareholder held the shares for more than one year, and as short-term capital gain or loss if the shareholder held the shares for one year or less, assuming in each case that the shareholder held the shares as capital assets. Short-term capital gains generally are taxed at the rates applicable to ordinary income. Any loss realized upon a disposition of shares held for six months or less will be treated as long-term, rather than short-term, capital loss to the extent of any Capital Gain Dividends received by the shareholder with respect to the shares. The deductibility of capital losses is subject to limitations. See "Cost Basis Reporting" above for information about certain cost basis reporting obligations.

**Taxation of Certain Fund Investments.** A Fund's investments in foreign securities may be subject to foreign withholding and other taxes. In that case, the Fund's yield on those securities would be decreased. If a Fund invests more than 50% of its assets in foreign securities, it generally may elect to permit shareholders to claim a credit or deduction on their income tax returns with respect to foreign taxes paid by the Fund. In addition, a Fund's investments in foreign securities and foreign currencies may be subject to special tax rules that have the effect of increasing or accelerating the Fund's recognition of ordinary income and may affect the timing or amount of the Fund's distributions.

A Fund's investments in certain debt obligations, mortgage-backed securities, asset-backed securities and derivatives may cause the Fund to recognize taxable income in excess of the cash generated by such investments. Thus, a Fund could be required to liquidate investments, including at times when it is not advantageous to do so, in order to satisfy its distribution requirements.

A Fund may at times purchase debt instruments at a discount from the price at which they were originally issued, especially during periods of rising interest rates. For U.S. federal income tax purposes, some or all of this market discount will, when recognized as income by a Fund, be included in such Fund's ordinary income, and will be taxable to shareholders as such when it is distributed.

**Backup Withholding.** Each Fund is required in certain circumstances to apply backup withholding on taxable dividends, redemption proceeds and certain other payments that are paid to any shareholder (including a shareholder who is neither a citizen nor a resident of the United States) if the shareholder does not furnish the Fund with certain information and certifications or the shareholder is otherwise subject to backup withholding.

Please see the SAI for additional information on the U.S. federal income tax consequences of an investment in a Fund.

You should consult your tax adviser for more information on your own situation, including possible U.S. federal, state, local, foreign or other applicable taxes.

### **Restructuring and Liquidations**

Investors should note that each fund reserves the right to merge or reorganize at any time, or to cease operations or liquidate itself. At any time prior to the liquidation of a fund, shareholders may redeem their shares of the fund pursuant to the procedures set forth under "How To Redeem Shares." The proceeds from any such redemption will be the net asset value of the Fund's shares. Shareholders may also exchange their shares, subject to investment minimums and other restrictions on exchanges as described under "Exchanging or Converting Shares." For federal income tax purposes, an exchange of a fund's shares for shares of another Loomis Sayles Fund is generally treated as a sale on which a gain or loss may be recognized.

**Retirement Accounts.** Absent an instruction to the contrary prior to the liquidation date of a fund, for shares of a fund held using a Loomis Sayles Funds' prototype document, in individual retirement accounts, in custodial accounts under a SEP, or SARSEP plan or in certain other retirement accounts, Natixis Distribution, L.P. ("Natixis Distribution") will redeem any shares remaining in the fund on the liquidation date and purchase shares of Loomis Sayles Limited Term Government and Agency Fund (or, if that fund is no longer then in existence, in another comparable Natixis Fund or Loomis Sayles Fund) at net asset value. The information in your current account paperwork will be deemed up-to-date and accurate unless you promptly inform us otherwise. Please refer to your plan documents or contact your plan administrator or plan sponsor to determine whether this paragraph applies to you.

# prior performance of adviser's similarly managed accounts

## Loomis Sayles Small/Mid Cap Growth Fund - Prior Performance of Adviser's Similarly Managed Accounts

The following table sets forth historical performance information for the institutional accounts managed by Loomis Sayles that have substantially similar investment objectives, policies, strategies, risks and investment restrictions as the Fund (the "Composite").

The Composite data is provided to illustrate the past performance of Loomis Sayles in managing substantially similar accounts as measured against a specified market index and does not represent the performance of the Fund. The accounts in the Composite are separate and distinct from the Fund; its performance is not intended as a substitute for the Fund's performance and should not be considered a prediction of the future performance of the Fund or of Loomis Sayles.

The Composite's returns were calculated on a total return basis, include all dividends and interest, accrued income and realized and unrealized gains and losses, and assume the reinvestment of earnings. All returns reflect the deduction of brokerage commissions and execution costs paid by the accounts, without provision for federal or state income taxes. "Net of Fees" figures also reflect the deduction of investment advisory fees. The Composite includes all actual discretionary accounts managed by Loomis Sayles for at least one full month that have investment objectives, policies, strategies, risks and investment restrictions substantially similar to those of the Fund. The Composite may include both tax-exempt and taxable accounts.

Securities transactions are accounted for on trade date and accrual accounting is utilized. Cash and equivalents are included in performance returns. Monthly returns of the Composite combine the individual accounts' returns (calculated on a time-weighted rate of return basis that is revalued daily) by asset-weighting each account's asset value as of the beginning of the month. Investors should be aware that the performance information shown below was calculated differently than the methodology mandated by the SEC for registered investment companies.

The accounts that are included in the Composite may not be subject to the diversification requirements, specific tax restrictions and investment limitations imposed on the Fund by the Investment Company Act of 1940 or Subchapter M of the Code. Consequently, the performance results for the Composite would have been less favorable had it been regulated as an investment company under the federal securities laws. The expenses used to calculate the performance of the Composite are higher than those of the Fund.

**The returns set forth below are provided to illustrate the past performance of Loomis Sayles in managing substantially similar accounts and should not be interpreted as indicative of the future results that may be achieved by the Fund. Past results are not necessarily indicative of future results.** In addition, the results presented below may not necessarily equate with the return experienced by any particular investor as a result of the timing of investments and redemptions, market conditions and other factors. In addition, the effect of taxes on any investor will depend on such person's tax status, and the results have not been reduced to reflect any income tax that may have been payable.

The table below shows the annual total returns for the Composite, and a broad-based securities market index for periods ended December 31, 2018.

### Loomis Sayles' Prior Performance of Similar Accounts Relating to the Fund

Average Annual Total Returns (for the periods ended December 31, 2018)	Past 1 Year	Past 5 Years	Since Inception (1/1/12)
Composite (Net of Fees)	-6.34%	7.33%	13.14%
Composite (Gross of Fees)	-5.61%	8.27%	14.17%
Russell 2500™ Growth Index	-7.47%	6.19%	11.96%



## financial highlights

The financial highlights tables are intended to help you understand each Fund's financial performance for the last five years (or, if shorter, the period of the Fund's operations). Certain information reflects financial results for a single Fund share. The total returns in the table represent the return that an investor would have earned (or lost) on an investment in a Fund (assuming reinvestment of all dividends and distributions). This information has been audited by PricewaterhouseCoopers LLP, an independent registered public accounting firm, whose report, along with each Fund's financial statements, is included in the Funds' annual report to shareholders. The annual report is incorporated by reference into the SAI, both of which are available free of charge upon request from the Distributor.

financial highlights

For a share outstanding throughout each period.

Loomis Sayles Bond Fund

	Institutional Class				
	Year Ended September 30, 2018	Year Ended September 30, 2017	Year Ended September 30, 2016	Year Ended September 30, 2015	Year Ended September 30, 2014
Net asset value, beginning of the period	\$ 14.28	\$ 14.04	\$ 13.65	\$ 15.49	\$ 15.09
<b>Income (loss) from Investment Operations:</b>					
Net investment income <sup>(a)</sup>	0.49	0.53	0.56	0.61	0.60
Net realized and unrealized gain (loss)	(0.37)	0.28	0.62	(1.55)	0.54
Total from Investment Operations	0.12	0.81	1.18	(0.94)	1.14
<b>Less Distributions From:</b>					
Net investment income	(0.54)	(0.43)	(0.29)	(0.50)	(0.67)
Net realized capital gains	(0.29)	(0.14)	(0.50)	(0.40)	(0.07)
Total Distributions	(0.83)	(0.57)	(0.79)	(0.90)	(0.74)
Net asset value, end of the period	\$ 13.57	\$ 14.28	\$ 14.04	\$ 13.65	\$ 15.49
Total return	0.97%	5.99%	9.17%	(6.37)%	7.66%
<b>Ratios to Average Net Assets:</b>					
Net assets, end of the period (000's)	\$ 9,025,850	\$ 9,785,854	\$ 10,045,427	\$ 12,966,991	\$ 15,488,726
Net expenses	0.66%	0.66%	0.66%	0.64%	0.63%
Gross expenses	0.66%	0.66%	0.66%	0.64%	0.63%
Net investment income	3.59%	3.80%	4.21%	4.17%	3.85%
Portfolio turnover rate	7%	9%	13%	22%	26%

(a) Per share net investment income has been calculated using the average shares outstanding during the period.

financial highlights

For a share outstanding throughout each period.

Loomis Sayles Bond Fund

	Retail Class				
	Year Ended September 30, 2018	Year Ended September 30, 2017	Year Ended September 30, 2016	Year Ended September 30, 2015	Year Ended September 30, 2014
Net asset value, beginning of the period	\$ 14.21	\$ 13.97	\$ 13.59	\$ 15.43	\$ 15.02
<b>Income (loss) from Investment Operations:</b>					
Net investment income <sup>(a)</sup>	0.46	0.50	0.53	0.57	0.55
Net realized and unrealized gain (loss)	(0.38)	0.28	0.61	(1.55)	0.56
Total from Investment Operations	0.08	0.78	1.14	(0.98)	1.11
<b>Less Distributions From:</b>					
Net investment income	(0.51)	(0.40)	(0.26)	(0.46)	(0.63)
Net realized capital gains	(0.29)	(0.14)	(0.50)	(0.40)	(0.07)
Total Distributions	(0.80)	(0.54)	(0.76)	(0.86)	(0.70)
Net asset value, end of the period	\$ 13.49	\$ 14.21	\$ 13.97	\$ 13.59	\$ 15.43
Total return	0.64%	5.75%	8.86%	(6.58)%	7.40%
<b>Ratios to Average Net Assets:</b>					
Net assets, end of the period (000's)	\$ 2,520,105	\$ 3,496,126	\$ 4,495,997	\$ 6,268,878	\$ 8,627,288
Net expenses	0.91%	0.91%	0.91%	0.89%	0.91%
Gross expenses	0.91%	0.91%	0.91%	0.89%	0.91%
Net investment income	3.33%	3.56%	3.97%	3.91%	3.58%
Portfolio turnover rate	7%	9%	13%	22%	26%

(a) Per share net investment income has been calculated using the average shares outstanding during the period.

financial highlights

For a share outstanding throughout each period.

Loomis Sayles Bond Fund

	Admin Class				
	Year Ended September 30, 2018	Year Ended September 30, 2017	Year Ended September 30, 2016	Year Ended September 30, 2015	Year Ended September 30, 2014
Net asset value, beginning of the period	\$ 14.16	\$ 13.92	\$ 13.54	\$ 15.38	\$ 14.98
<b>Income (loss) from Investment Operations:</b>					
Net investment income <sup>(a)</sup>	0.42	0.46	0.49	0.53	0.51
Net realized and unrealized gain (loss)	(0.38)	0.28	0.62	(1.55)	0.55
Total from Investment Operations	0.04	0.74	1.11	(1.02)	1.06
<b>Less Distributions From:</b>					
Net investment income	(0.47)	(0.36)	(0.23)	(0.42)	(0.59)
Net realized capital gains	(0.29)	(0.14)	(0.50)	(0.40)	(0.07)
Total Distributions	(0.76)	(0.50)	(0.73)	(0.82)	(0.66)
Net asset value, end of the period	\$ 13.44	\$ 14.16	\$ 13.92	\$ 13.54	\$ 15.38
Total return	0.38%	5.51%	8.64%	(6.89)%	7.15%
<b>Ratios to Average Net Assets:</b>					
Net assets, end of the period (000's)	\$ 121,683	\$ 170,436	\$ 185,902	\$ 239,088	\$ 292,668
Net expenses	1.16%	1.16%	1.16%	1.14%	1.17%
Gross expenses	1.16%	1.16%	1.16%	1.14%	1.17%
Net investment income	3.08%	3.31%	3.72%	3.67%	3.32%
Portfolio turnover rate	7%	9%	13%	22%	26%

(a) Per share net investment income has been calculated using the average shares outstanding during the period.

financial highlights

For a share outstanding throughout each period.

Loomis Sayles Bond Fund

	Class N				
	Year Ended September 30, 2018	Year Ended September 30, 2017	Year Ended September 30, 2016	Year Ended September 30, 2015	Year Ended September 30, 2014
Net asset value, beginning of the period	\$ 14.27	\$ 14.02	\$ 13.64	\$ 15.48	\$ 15.07
<b>Income (loss) from Investment Operations:</b>					
Net investment income <sup>(a)</sup>	0.50	0.54	0.57	0.63	0.59
Net realized and unrealized gain (loss)	(0.38)	0.29	0.61	(1.56)	0.57
Total from Investment Operations	0.12	0.83	1.18	(0.93)	1.16
<b>Less Distributions From:</b>					
Net investment income	(0.55)	(0.44)	(0.30)	(0.51)	(0.68)
Net realized capital gains	(0.29)	(0.14)	(0.50)	(0.40)	(0.07)
Total Distributions	(0.84)	(0.58)	(0.80)	(0.91)	(0.75)
Net asset value, end of the period	\$ 13.55	\$ 14.27	\$ 14.02	\$ 13.64	\$ 15.48
Total return	0.97%	6.14%	9.18%	(6.31)%	7.79%
<b>Ratios to Average Net Assets:</b>					
Net assets, end of the period (000's)	\$ 443,609	\$ 224,074	\$ 113,335	\$ 85,042	\$ 31,387
Net expenses	0.59%	0.59%	0.58%	0.57%	0.58% <sup>(b)</sup>
Gross expenses	0.59%	0.59%	0.58%	0.57%	0.58% <sup>(b)</sup>
Net investment income	3.68%	3.83%	4.28%	4.33%	3.80%
Portfolio turnover rate	7%	9%	13%	22%	26%

(a) Per share net investment income has been calculated using the average shares outstanding during the period.

(b) Includes fee/expense recovery of 0.01%.

financial highlights

For a share outstanding throughout each period.

Loomis Sayles Fixed Income Fund

	Institutional Class				
	Year Ended September 30, 2018	Year Ended September 30, 2017	Year Ended September 30, 2016	Year Ended September 30, 2015	Year Ended September 30, 2014
Net asset value, beginning of the period	\$ 13.96	\$ 13.52	\$ 13.16	\$ 15.22	\$ 14.97
<b>Income (loss) from Investment Operations:</b>					
Net investment income <sup>(a)</sup>	0.54	0.57	0.58	0.60	0.65
Net realized and unrealized gain (loss)	(0.35)	0.34	0.61	(1.46)	0.57
Total from Investment Operations	0.19	0.91	1.19	(0.86)	1.22
<b>Less Distributions From:</b>					
Net investment income	(0.52)	(0.46)	(0.61)	(0.65)	(0.76)
Net realized capital gains	(0.23)	(0.01)	(0.22)	(0.55)	(0.21)
Total Distributions	(0.75)	(0.47)	(0.83)	(1.20)	(0.97)
Net asset value, end of the period	\$ 13.40	\$ 13.96	\$ 13.52	\$ 13.16	\$ 15.22
Total return	1.39%	6.96%	9.72%	(5.96)%	8.51%
<b>Ratios to Average Net Assets:</b>					
Net assets, end of the period (000's)	\$ 862,759	\$ 1,093,422	\$ 1,201,509	\$ 1,270,463	\$ 1,403,927
Net expenses	0.57%	0.57%	0.57%	0.57%	0.57%
Gross expenses	0.57%	0.57%	0.57%	0.57%	0.57%
Net investment income	3.99%	4.22%	4.48%	4.29%	4.31%
Portfolio turnover rate	11%	10%	14%	15%	26%

(a) Per share net investment income has been calculated using the average shares outstanding during the period.

financial highlights

For a share outstanding throughout each period.

Loomis Sayles Investment Grade Fixed Income Fund

	Institutional Class				
	Year Ended September 30, 2018	Year Ended September 30, 2017	Year Ended September 30, 2016	Year Ended September 30, 2015	Year Ended September 30, 2014
Net asset value, beginning of the period	\$ 12.43	\$ 12.42	\$ 11.81	\$ 12.82	\$ 12.82
<b>Income (loss) from Investment Operations:</b>					
Net investment income <sup>(a)</sup>	0.37	0.46	0.45	0.42	0.46
Net realized and unrealized gain (loss)	(0.22)	0.22	0.50	(0.88)	0.21
Total from Investment Operations	0.15	0.68	0.95	(0.46)	0.67
<b>Less Distributions From:</b>					
Net investment income	(0.30)	(0.42)	(0.22)	(0.44)	(0.51)
Net realized capital gains	(0.08)	(0.25)	(0.12)	(0.11)	(0.16)
Total Distributions	(0.38)	(0.67)	(0.34)	(0.55)	(0.67)
Net asset value, end of the period	\$ 12.20	\$ 12.43	\$ 12.42	\$ 11.81	\$ 12.82
Total return	1.27%	5.73%	8.27%	(3.74)%	5.36%
<b>Ratios to Average Net Assets:</b>					
Net assets, end of the period (000's)	\$ 272,725	\$ 412,235	\$ 461,429	\$ 561,407	\$ 611,607
Net expenses	0.49%	0.49%	0.48%	0.48%	0.48%
Gross expenses	0.49%	0.49%	0.48%	0.48%	0.48%
Net investment income	3.03%	3.79%	3.72%	3.34%	3.52%
Portfolio turnover rate	1%	3%	23%	26%	23%

(a) Per share net investment income has been calculated using the average shares outstanding during the period.

financial highlights

For a share outstanding throughout each period.

Loomis Sayles Global Bond Fund

	Institutional Class				
	Year Ended September 30, 2018	Year Ended September 30, 2017	Year Ended September 30, 2016	Year Ended September 30, 2015	Year Ended September 30, 2014
Net asset value, beginning of the period	\$ 16.51	\$ 16.47	\$ 15.00	\$ 16.13	\$ 16.56
<b>Income (loss) from Investment Operations:</b>					
Net investment income <sup>(a)</sup>	0.35	0.30	0.33	0.32	0.34
Net realized and unrealized gain (loss)	(0.66)	(0.18)	1.14	(1.16)	(0.08)
Total from Investment Operations	(0.31)	0.12	1.47	(0.84)	0.26
<b>Less Distributions From:</b>					
Net investment income	-	(0.06)	-	(0.14)	(0.51)
Net realized capital gains	(0.04)	(0.02)	-	(0.15)	(0.18)
Total Distributions	(0.04)	(0.08)	-	(0.29)	(0.69)
Net asset value, end of the period	\$ 16.16	\$ 16.51	\$ 16.47	\$ 15.00	\$ 16.13
Total return <sup>(b)</sup>	(1.85)%	0.74%	9.80%	(5.31)%	1.57%
<b>Ratios to Average Net Assets:</b>					
Net assets, end of the period (000's)	\$ 450,376	\$ 509,080	\$ 822,993	\$ 1,289,885	\$ 1,553,641
Net expenses <sup>(c)</sup>	0.72% <sup>(d)</sup>	0.75% <sup>(e)</sup>	0.75%	0.75%	0.75%
Gross expenses	0.77%	0.80%	0.83%	0.78%	0.77%
Net investment income	2.10%	1.88%	2.13%	2.07%	2.03%
Portfolio turnover rate	218% <sup>(f)</sup>	163%	120%	117%	143%

(a) Per share net investment income has been calculated using the average shares outstanding during the period.

(b) Had certain expenses not been waived/reimbursed during the period, total returns would have been lower.

(c) The investment adviser agreed to waive its fees and/or reimburse a portion of the Fund's expenses during the period. Without this waiver/reimbursement, expenses would have been higher.

(d) Effective July 1, 2018, the expense limit decreased to 0.69%.

(e) Effective July 1, 2017, the expense limit decreased to 0.72%.

(f) The variation in the Fund's turnover rate from 2017 to 2018 was primarily due to a repositioning of the portfolio .



financial highlights

For a share outstanding throughout each period.

Loomis Sayles Global Bond Fund

	Retail Class				
	Year Ended September 30, 2018	Year Ended September 30, 2017	Year Ended September 30, 2016	Year Ended September 30, 2015	Year Ended September 30, 2014
Net asset value, beginning of the period	\$ 16.24	\$ 16.23	\$ 14.82	\$ 15.97	\$ 16.40
<b>Income (loss) from Investment Operations:</b>					
Net investment income <sup>(a)</sup>	0.30	0.26	0.29	0.28	0.29
Net realized and unrealized gain (loss)	(0.64)	(0.19)	1.12	(1.15)	(0.07)
Total from Investment Operations	(0.34)	0.07	1.41	(0.87)	0.22
<b>Less Distributions From:</b>					
Net investment income	-	(0.04)	-	(0.13)	(0.47)
Net realized capital gains	(0.04)	(0.02)	-	(0.15)	(0.18)
Total Distributions	(0.04)	(0.06)	-	(0.28)	(0.65)
Net asset value, end of the period	\$ 15.86	\$ 16.24	\$ 16.23	\$ 14.82	\$ 15.97
Total return	(2.12)% <sup>(b)</sup>	0.48% <sup>(b)</sup>	9.51% <sup>(b)</sup>	(5.56)% <sup>(b)</sup>	1.35%
<b>Ratios to Average Net Assets:</b>					
Net assets, end of the period (000's)	\$ 247,119	\$ 288,479	\$ 350,915	\$ 447,304	\$ 682,624
Net expenses	0.97% <sup>(c)(d)</sup>	1.00% <sup>(c)(e)</sup>	1.00% <sup>(c)</sup>	1.00% <sup>(c)</sup>	0.98%
Gross expenses	1.02%	1.05%	1.08%	1.03%	0.98%
Net investment income	1.85%	1.67%	1.87%	1.81%	1.80%
Portfolio turnover rate	218% <sup>(f)</sup>	163%	120%	117%	143%

(a) Per share net investment income has been calculated using the average shares outstanding during the period.

(b) Had certain expenses not been waived/reimbursed during the period, total returns would have been lower.

(c) The investment adviser agreed to waive its fees and/or reimburse a portion of the Fund's expenses during the period. Without this waiver/reimbursement, expenses would have been higher.

(d) Effective July 1, 2018, the expense limit decreased to 0.94%.

(e) Effective July 1, 2017, the expense limit decreased to 0.97%.

(f) The variation in the Fund's turnover rate from 2017 to 2018 was primarily due to a repositioning of the portfolio.

financial highlights

For a share outstanding throughout each period.

Loomis Sayles Global Bond Fund

	Class N				
	Year Ended September 30, 2018	Year Ended September 30, 2017	Year Ended September 30, 2016	Year Ended September 30, 2015	Year Ended September 30, 2014
Net asset value, beginning of the period	\$ 16.55	\$ 16.50	\$ 15.01	\$ 16.13	\$ 16.56
<b>Income (loss) from Investment Operations:</b>					
Net investment income <sup>(a)</sup>	0.36	0.33	0.34	0.34	0.36
Net realized and unrealized gain (loss)	(0.66)	(0.20)	1.15	(1.17)	(0.08)
Total from Investment Operations	(0.30)	0.13	1.49	(0.83)	0.28
<b>Less Distributions From:</b>					
Net investment income	-	(0.06)	-	(0.14)	(0.53)
Net realized capital gains	(0.04)	(0.02)	-	(0.15)	(0.18)
Total Distributions	(0.04)	(0.08)	-	(0.29)	(0.71)
Net asset value, end of the period	\$ 16.21	\$ 16.55	\$ 16.50	\$ 15.01	\$ 16.13
Total return	(1.78)% <sup>(b)</sup>	0.81%	9.93%	(5.22)%	1.70%
<b>Ratios to Average Net Assets:</b>					
Net assets, end of the period (000's)	\$ 276,690	\$ 256,939	\$ 47,895	\$ 32,275	\$ 27,993
Net expenses	0.67% <sup>(c)(d)</sup>	0.69% <sup>(e)</sup>	0.66%	0.63%	0.63% <sup>(f)</sup>
Gross expenses	0.68%	0.69%	0.66%	0.63%	0.63% <sup>(f)</sup>
Net investment income	2.15%	2.09%	2.19%	2.20%	2.16%
Portfolio turnover rate	218% <sup>(g)</sup>	163%	120%	117%	143%

(a) Per share net investment income has been calculated using the average shares outstanding during the period.

(b) Had certain expenses not been waived/reimbursed during the period, total returns would have been lower.

(c) The investment adviser agreed to waive its fees and/or reimburse a portion of the Fund's expenses during the period. Without this waiver/reimbursement, expenses would have been higher.

(d) Effective July 1, 2018, the expense limit decreased to 0.64%.

(e) Effective July 1, 2017, the expense limit decreased to 0.67%.

(f) Includes fee/expense recovery of 0.01%.

(g) The variation in the Fund's turnover rate from 2017 to 2018 was primarily due to a repositioning of the portfolio .

financial highlights

For a share outstanding throughout each period.

Loomis Sayles Inflation Protected Securities Fund

	Institutional Class				
	Year Ended September 30, 2018	Year Ended September 30, 2017	Year Ended September 30, 2016	Year Ended September 30, 2015	Year Ended September 30, 2014
Net asset value, beginning of the period	\$ 10.41	\$ 10.64	\$ 10.17	\$ 10.33	\$ 10.64
<b>Income (loss) from Investment Operations:</b>					
Net investment income <sup>(a)</sup>	0.30	0.18	0.12	0.06	0.15
Net realized and unrealized gain (loss)	(0.25)	(0.22)	0.49	(0.15)	(0.16)
Total from Investment Operations	0.05	(0.04)	0.61	(0.09)	(0.01)
<b>Less Distributions From:</b>					
Net investment income	(0.33)	(0.19)	(0.13)	(0.07)	(0.20)
Net realized capital gains	-	-	-	-	(0.10)
Paid-in capital	-	-	(0.01)	-	-
Total Distributions	(0.33)	(0.19)	(0.14)	(0.07)	(0.30)
Net asset value, end of the period	\$ 10.13	\$ 10.41	\$ 10.64	\$ 10.17	\$ 10.33
Total return <sup>(b)</sup>	0.49%	(0.33)%	6.00%	(0.92)%	(0.02)%
<b>Ratios to Average Net Assets:</b>					
Net assets, end of the period (000's)	\$ 25,914	\$ 26,972	\$ 29,655	\$ 23,696	\$ 24,480
Net expenses <sup>(c)</sup>	0.40%	0.40%	0.40%	0.40%	0.40%
Gross expenses	0.94%	0.81%	0.86%	0.80%	0.91%
Net investment income	2.90%	1.73%	1.16%	0.62%	1.41%
Portfolio turnover rate	324% <sup>(d)</sup>	354% <sup>(d)</sup>	61%	135%	206%

(a) Per share net investment income has been calculated using the average shares outstanding during the period.

(b) Had certain expenses not been waived/reimbursed during the period, total returns would have been lower.

(c) The investment adviser agreed to waive its fees and/or reimburse a portion of the Fund's expenses during the period. Without this waiver/reimbursement, expenses would have been higher.

(d) The variation in the Fund's turnover rate from 2016 to 2017 was primarily due to significant shareholder flows. During 2018, turnover has remained high due to certain trading strategies.

financial highlights

For a share outstanding throughout each period.

Loomis Sayles Inflation Protected Securities Fund

	Retail Class				
	Year Ended September 30, 2018	Year Ended September 30, 2017	Year Ended September 30, 2016	Year Ended September 30, 2015	Year Ended September 30, 2014
Net asset value, beginning of the period	\$ 10.39	\$ 10.62	\$ 10.14	\$ 10.31	\$ 10.61
<b>Income (loss) from Investment Operations:</b>					
Net investment income (loss) <sup>(a)</sup>	0.28	0.14	(0.05)	0.08	0.14
Net realized and unrealized gain (loss)	(0.26)	(0.20)	0.60	(0.20)	(0.16)
Total from Investment Operations	0.02	(0.06)	0.55	(0.12)	(0.02)
<b>Less Distributions From:</b>					
Net investment income	(0.30)	(0.17)	(0.07)	(0.05)	(0.18)
Net realized capital gains	-	-	-	-	(0.10)
Paid-in capital	-	-	(0.00) <sup>(b)</sup>	-	-
Total Distributions	(0.30)	(0.17)	(0.07)	(0.05)	(0.28)
Net asset value, end of the period	\$ 10.11	\$ 10.39	\$ 10.62	\$ 10.14	\$ 10.31
Total return <sup>(c)</sup>	0.23%	(0.59)%	5.47%	(1.17)%	(0.15)%
<b>Ratios to Average Net Assets:</b>					
Net assets, end of the period (000's)	\$ 967	\$ 1,144	\$ 1,522	\$ 19,203	\$ 5,700
Net expenses <sup>(d)</sup>	0.65%	0.65%	0.65%	0.65%	0.65%
Gross expenses	1.19%	1.06%	1.07%	1.03%	1.19%
Net investment income (loss)	2.69%	1.37%	(0.47)%	0.75%	1.36%
Portfolio turnover rate	324% <sup>(e)</sup>	354% <sup>(e)</sup>	61%	135%	206%

(a) Per share net investment income (loss) has been calculated using the average shares outstanding during the period.

(b) Amount rounds to less than \$0.01 per share.

(c) Had certain expenses not been waived/reimbursed during the period, total returns would have been lower.

(d) The investment adviser agreed to waive its fees and/or reimburse a portion of the Fund's expenses during the period. Without this waiver/reimbursement, expenses would have been higher.

(e) The variation in the Fund's turnover rate from 2016 to 2017 was primarily due to significant shareholder flows. During 2018, turnover has remained high due to certain trading strategies.

financial highlights

For a share outstanding throughout each period.

Loomis Sayles Inflation Protected Securities Fund

	Class N	
	Year Ended September 30, 2018	Period Ended September 30, 2017 *
Net asset value, beginning of the period	\$ 10.41	\$ 10.43
<b>Income (loss) from Investment Operations:</b>		
Net investment income <sup>(a)</sup>	0.32	0.15
Net realized and unrealized gain (loss)	(0.26)	(0.01)
Total from Investment Operations	0.06	0.14
<b>Less Distributions From:</b>		
Net investment income	(0.34)	(0.16)
Net asset value, end of the period	\$ 10.13	\$ 10.41
Total return <sup>(b)</sup>	0.53%	1.40% <sup>(c)</sup>
<b>Ratios to Average Net Assets:</b>		
Net assets, end of the period (000's)	\$ 1,704	\$ 1,339
Net expenses <sup>(d)</sup>	0.35%	0.35% <sup>(e)</sup>
Gross expenses	0.87%	0.77% <sup>(e)</sup>
Net investment income	3.09%	2.18% <sup>(e)</sup>
Portfolio turnover rate	324% <sup>(f)</sup>	354% <sup>(g)</sup>

\* From commencement of Class operations on February 1, 2017 through September 30, 2017.

(a) Per share net investment income has been calculated using the average shares outstanding during the period.

(b) Had certain expenses not been waived/reimbursed during the period, total returns would have been lower.

(c) Periods less than one year are not annualized.

(d) The investment adviser agreed to waive its fees and/or reimburse a portion of the Fund's expenses during the period. Without this waiver/reimbursement, expenses would have been higher.

(e) Computed on an annualized basis for periods less than one year.

(f) During 2018, turnover has remained high due to certain trading strategies.

(g) Represents the Fund's portfolio turnover rate for the year ended September 30, 2017.

financial highlights

For a share outstanding throughout each period.

Loomis Sayles Institutional High Income Fund

	Institutional Class				
	Year Ended September 30, 2018	Year Ended September 30, 2017	Year Ended September 30, 2016	Year Ended September 30, 2015	Year Ended September 30, 2014
Net asset value, beginning of the period	\$ 7.01	\$ 6.81	\$ 6.72	\$ 8.15	\$ 8.24
<b>Income (loss) from Investment Operations:</b>					
Net investment income <sup>(a)</sup>	0.36	0.35	0.37	0.40	0.42
Net realized and unrealized gain (loss)	(0.07)	0.25	0.36	(1.04)	0.43
Total from Investment Operations	0.29	0.60	0.73	(0.64)	0.85
<b>Less Distributions From:</b>					
Net investment income	(0.38)	(0.38)	(0.42)	(0.43)	(0.52)
Net realized capital gains	(0.02)	(0.02)	(0.22)	(0.36)	(0.42)
Total Distributions	(0.40)	(0.40)	(0.64)	(0.79)	(0.94)
Net asset value, end of the period	\$ 6.90	\$ 7.01	\$ 6.81	\$ 6.72	\$ 8.15
Total return	4.31%	9.19%	12.53%	(8.38)%	11.14%
<b>Ratios to Average Net Assets:</b>					
Net assets, end of the period (000's)	\$ 672,775	\$ 731,042	\$ 714,188	\$ 630,422	\$ 693,333
Net expenses	0.68%	0.68%	0.68%	0.68%	0.68%
Gross expenses	0.68%	0.68%	0.68%	0.68%	0.68%
Net investment income	5.26%	5.17%	5.87%	5.45%	5.16%
Portfolio turnover rate	14%	17%	17%	19%	29%

(a) Per share net investment income has been calculated using the average shares outstanding during the period.

financial highlights

For a share outstanding throughout each period.

Loomis Sayles Investment Grade Fixed Income Fund

	Institutional Class				
	Year Ended September 30, 2018	Year Ended September 30, 2017	Year Ended September 30, 2016	Year Ended September 30, 2015	Year Ended September 30, 2014
Net asset value, beginning of the period	\$ 12.43	\$ 12.42	\$ 11.81	\$ 12.82	\$ 12.82
<b>Income (loss) from Investment Operations:</b>					
Net investment income <sup>(a)</sup>	0.37	0.46	0.45	0.42	0.46
Net realized and unrealized gain (loss)	(0.22)	0.22	0.50	(0.88)	0.21
Total from Investment Operations	0.15	0.68	0.95	(0.46)	0.67
<b>Less Distributions From:</b>					
Net investment income	(0.30)	(0.42)	(0.22)	(0.44)	(0.51)
Net realized capital gains	(0.08)	(0.25)	(0.12)	(0.11)	(0.16)
Total Distributions	(0.38)	(0.67)	(0.34)	(0.55)	(0.67)
Net asset value, end of the period	\$ 12.20	\$ 12.43	\$ 12.42	\$ 11.81	\$ 12.82
Total return	1.27%	5.73%	8.27%	(3.74)%	5.36%
<b>Ratios to Average Net Assets:</b>					
Net assets, end of the period (000's)	\$ 272,725	\$ 412,235	\$ 461,429	\$ 561,407	\$ 611,607
Net expenses	0.49%	0.49%	0.48%	0.48%	0.48%
Gross expenses	0.49%	0.49%	0.48%	0.48%	0.48%
Net investment income	3.03%	3.79%	3.72%	3.34%	3.52%
Portfolio turnover rate	1%	3%	23%	26%	23%

(a) Per share net investment income has been calculated using the average shares outstanding during the period.

financial highlights

For a share outstanding throughout each period.

Loomis Sayles Small Cap Growth Fund

	Institutional Class				
	Year Ended September 30, 2018	Year Ended September 30, 2017	Year Ended September 30, 2016	Year Ended September 30, 2015	Year Ended September 30, 2014
Net asset value, beginning of the period	\$ 27.37	\$ 22.03	\$ 22.22	\$ 24.27	\$ 26.35
<b>Income (loss) from Investment Operations:</b>					
Net investment loss <sup>(a)</sup>	(0.16)	(0.12)	(0.09)	(0.14)	(0.16) <sup>(b)</sup>
Net realized and unrealized gain (loss)	7.54	5.46	1.59	1.63	(0.09)
Total from Investment Operations	7.38	5.34	1.50	1.49	(0.25)
<b>Less Distributions From:</b>					
Net realized capital gains	(3.20)	-	(1.69)	(3.54)	(1.83)
Net asset value, end of the period	\$ 31.55	\$ 27.37	\$ 22.03	\$ 22.22	\$ 24.27
Total return	29.77%	24.24%	6.92%	5.78%	(1.31)% <sup>(b)</sup>
<b>Ratios to Average Net Assets:</b>					
Net assets, end of the period (000's)	\$ 926,914	\$ 824,103	\$ 812,383	\$ 800,883	\$ 852,131
Net expenses	0.94%	0.95%	0.95%	0.94%	0.94%
Gross expenses	0.94%	0.95%	0.95%	0.94%	0.94%
Net investment loss	(0.58)%	(0.49)%	(0.41)%	(0.57)%	(0.63)% <sup>(b)</sup>
Portfolio turnover rate	41%	45%	56%	78%	63%

(a) Per share net investment loss has been calculated using the average shares outstanding during the period.

(b) Includes a non-recurring dividend. Without this dividend, net investment loss per share would have been \$(0.17), total return would have been (1.35)% and the ratio of net investment loss to average net assets would have been (0.66)%.



financial highlights

For a share outstanding throughout each period.

Loomis Sayles Small Cap Growth Fund

	Retail Class				
	Year Ended September 30, 2018	Year Ended September 30, 2017	Year Ended September 30, 2016	Year Ended September 30, 2015	Year Ended September 30, 2014
Net asset value, beginning of the period	\$ 25.53	\$ 20.61	\$ 20.93	\$ 23.10	\$ 25.23
<b>Income (loss) from Investment Operations:</b>					
Net investment loss <sup>(a)</sup>	(0.22)	(0.16)	(0.13)	(0.19)	(0.22) <sup>(b)</sup>
Net realized and unrealized gain (loss)	6.98	5.08	1.50	1.56	(0.08)
Total from Investment Operations	6.76	4.92	1.37	1.37	(0.30)
<b>Less Distributions From:</b>					
Net realized capital gains	(3.20)	-	(1.69)	(3.54)	(1.83)
Net asset value, end of the period	\$ 29.09	\$ 25.53	\$ 20.61	\$ 20.93	\$ 23.10
Total return	29.45%	23.93%	6.61%	5.58%	(1.58)% <sup>(b)</sup>
<b>Ratios to Average Net Assets:</b>					
Net assets, end of the period (000's)	\$ 136,415	\$ 107,387	\$ 118,670	\$ 162,906	\$ 175,393
Net expenses	1.19%	1.20%	1.20%	1.19%	1.21%
Gross expenses	1.19%	1.20%	1.20%	1.19%	1.21%
Net investment loss	(0.82)%	(0.73)%	(0.66)%	(0.82)%	(0.90)% <sup>(b)</sup>
Portfolio turnover rate	41%	45%	56%	78%	63%

(a) Per share net investment loss has been calculated using the average shares outstanding during the period.

(b) Includes a non-recurring dividend. Without this dividend, net investment loss per share would have been \$(0.23), total return would have been (1.58)% and the ratio of net investment loss to average net assets would have been (0.93)%.

financial highlights

For a share outstanding throughout each period.

Loomis Sayles Small Cap Growth Fund

	Class N				
	Year Ended September 30, 2018	Year Ended September 30, 2017	Year Ended September 30, 2016	Year Ended September 30, 2015	Year Ended September 30, 2014
Net asset value, beginning of the period	\$ 27.50	\$ 22.11	\$ 22.27	\$ 24.29	\$ 26.36
<b>Income (loss) from Investment Operations:</b>					
Net investment loss <sup>(a)</sup>	(0.12)	(0.09)	(0.06)	(0.12)	(0.14) <sup>(b)</sup>
Net realized and unrealized gain (loss)	7.58	5.48	1.59	1.64	(0.10)
Total from Investment Operations	7.46	5.39	1.53	1.52	(0.24)
<b>Less Distributions From:</b>					
Net realized capital gains	(3.20)	-	(1.69)	(3.54)	(1.83)
Net asset value, end of the period	\$ 31.76	\$ 27.50	\$ 22.11	\$ 22.27	\$ 24.29
Total return	29.93%	24.38%	7.05%	5.92%	(1.27)% <sup>(b)</sup>
<b>Ratios to Average Net Assets:</b>					
Net assets, end of the period (000's)	\$ 517,734	\$ 279,508	\$ 196,733	\$ 162,591	\$ 15,080
Net expenses	0.82%	0.82%	0.83%	0.83%	0.83%
Gross expenses	0.82%	0.82%	0.83%	0.83%	0.83%
Net investment loss	(0.43)%	(0.39)%	(0.29)%	(0.51)%	(0.53)% <sup>(b)</sup>
Portfolio turnover rate	41%	45%	56%	78%	63%

(a) Per share net investment loss has been calculated using the average shares outstanding during the period.

(b) Includes a non-recurring dividend. Without this dividend, net investment loss per share would have been \$(0.14), total return would have been (1.31)% and the ratio of net investment loss to average net assets would have been (0.56)%.

financial highlights

For a share outstanding throughout each period.

Loomis Sayles Small Cap Value Fund

	Institutional Class				
	Year Ended September 30, 2018	Year Ended September 30, 2017	Year Ended September 30, 2016	Year Ended September 30, 2015	Year Ended September 30, 2014
Net asset value, beginning of the period	\$ 37.37	\$ 33.78	\$ 32.19	\$ 36.40	\$ 37.42
<b>Income (loss) from Investment Operations:</b>					
Net investment income <sup>(a)</sup>	0.09	0.13	0.17	0.27	0.20
Net realized and unrealized gain (loss)	2.11	6.36	4.82	0.49	2.18
Total from Investment Operations	2.20	6.49	4.99	0.76	2.38
<b>Less Distributions From:</b>					
Net investment income	(0.05)	(0.14)	(0.22)	(0.22)	(0.10)
Net realized capital gains	(4.25)	(2.76)	(3.18)	(4.75)	(3.30)
Total Distributions	(4.30)	(2.90)	(3.40)	(4.97)	(3.40)
Net asset value, end of the period	\$ 35.27	\$ 37.37	\$ 33.78	\$ 32.19	\$ 36.40
Total return <sup>(b)</sup>	6.21%	19.68%	16.75%	1.20%	6.17%
<b>Ratios to Average Net Assets:</b>					
Net assets, end of the period (000's)	\$ 587,198	\$ 665,229	\$ 654,501	\$ 666,107	\$ 730,901
Net expenses <sup>(c)</sup>	0.90%	0.90%	0.90%	0.90%	0.90%
Gross expenses	0.92%	0.93%	0.93%	0.92%	0.91%
Net investment income	0.26%	0.37%	0.52%	0.75%	0.53%
Portfolio turnover rate	19%	25%	22%	22%	23%

(a) Per share net investment income has been calculated using the average shares outstanding during the period.

(b) Had certain expenses not been waived/reimbursed during the period, total returns would have been lower.

(c) The investment adviser agreed to waive its fees and/or reimburse a portion of the Fund's expenses during the period. Without this waiver/reimbursement, expenses would have been higher.

financial highlights

For a share outstanding throughout each period.

Loomis Sayles Small Cap Value Fund

	Retail Class				
	Year Ended September 30, 2018	Year Ended September 30, 2017	Year Ended September 30, 2016	Year Ended September 30, 2015	Year Ended September 30, 2014
Net asset value, beginning of the period	\$ 36.83	\$ 33.33	\$ 31.78	\$ 35.98	\$ 37.03
<b>Income (loss) from Investment Operations:</b>					
Net investment income <sup>(a)</sup>	0.00 <sup>(b)</sup>	0.04	0.08	0.18	0.10
Net realized and unrealized gain (loss)	2.08	6.27	4.77	0.48	2.16
Total from Investment Operations	2.08	6.31	4.85	0.66	2.26
<b>Less Distributions From:</b>					
Net investment income	-	(0.05)	(0.12)	(0.11)	(0.01)
Net realized capital gains	(4.25)	(2.76)	(3.18)	(4.75)	(3.30)
Total Distributions	(4.25)	(2.81)	(3.30)	(4.86)	(3.31)
Net asset value, end of the period	\$ 34.66	\$ 36.83	\$ 33.33	\$ 31.78	\$ 35.98
Total return <sup>(c)</sup>	5.95%	19.38%	16.47%	0.94%	5.90%
<b>Ratios to Average Net Assets:</b>					
Net assets, end of the period (000's)	\$ 208,310	\$ 251,405	\$ 267,936	\$ 306,360	\$ 358,698
Net expenses <sup>(d)</sup>	1.15%	1.15%	1.15%	1.15%	1.15%
Gross expenses	1.17%	1.18%	1.18%	1.17%	1.20%
Net investment income	0.01%	0.12%	0.27%	0.50%	0.28%
Portfolio turnover rate	19%	25%	22%	22%	23%

(a) Per share net investment income has been calculated using the average shares outstanding during the period.

(b) Amount rounds to less than \$0.01 per share.

(c) Had certain expenses not been waived/reimbursed during the period, total returns would have been lower.

(d) The investment adviser agreed to waive its fees and/or reimburse a portion of the Fund's expenses during the period. Without this waiver/reimbursement, expenses would have been higher.

financial highlights

For a share outstanding throughout each period.

Loomis Sayles Small Cap Value Fund

	Admin Class				
	Year Ended September 30, 2018	Year Ended September 30, 2017	Year Ended September 30, 2016	Year Ended September 30, 2015	Year Ended September 30, 2014
Net asset value, beginning of the period	\$ 35.58	\$ 32.31	\$ 30.88	\$ 35.06	\$ 36.24
<b>Income (loss) from Investment Operations:</b>					
Net investment income (loss) <sup>(a)</sup>	(0.08)	(0.04)	0.01	0.09	0.01
Net realized and unrealized gain (loss)	2.00	6.07	4.62	0.48	2.11
Total from Investment Operations	1.92	6.03	4.63	0.57	2.12
<b>Less Distributions From:</b>					
Net investment income	-	-	(0.02)	(0.00) <sup>(b)</sup>	-
Net realized capital gains	(4.25)	(2.76)	(3.18)	(4.75)	(3.30)
Total Distributions	(4.25)	(2.76)	(3.20)	(4.75)	(3.30)
Net asset value, end of the period	\$ 33.25	\$ 35.58	\$ 32.31	\$ 30.88	\$ 35.06
Total return <sup>(c)</sup>	5.68%	19.10%	16.19%	0.71%	5.63%
<b>Ratios to Average Net Assets:</b>					
Net assets, end of the period (000's)	\$ 24,530	\$ 30,533	\$ 43,973	\$ 45,762	\$ 61,791
Net expenses <sup>(d)</sup>	1.40%	1.40%	1.39% <sup>(e)</sup>	1.38% <sup>(f)</sup>	1.40%
Gross expenses	1.42%	1.43%	1.42% <sup>(e)</sup>	1.40% <sup>(f)</sup>	1.51%
Net investment income (loss)	(0.24)%	(0.11)%	0.03%	0.28%	0.02%
Portfolio turnover rate	19%	25%	22%	22%	23%

(a) Per share net investment income (loss) has been calculated using the average shares outstanding during the period.

(b) Amount rounds to less than \$0.01 per share.

(c) Had certain expenses not been waived/reimbursed during the period, total returns would have been lower.

(d) The investment adviser agreed to waive its fees and/or reimburse a portion of the Fund's expenses during the period. Without this waiver/reimbursement, expenses would have been higher.

(e) Includes refund of prior year service fee of 0.01%.

(f) Includes refund of prior year service fee of 0.02%.

financial highlights

For a share outstanding throughout each period.

Loomis Sayles Small Cap Value Fund

	Class N				
	Year Ended September 30, 2018	Year Ended September 30, 2017	Year Ended September 30, 2016	Year Ended September 30, 2015	Year Ended September 30, 2014
Net asset value, beginning of the period	\$ 37.41	\$ 33.81	\$ 32.22	\$ 36.44	\$ 37.44
<b>Income (loss) from Investment Operations:</b>					
Net investment income <sup>(a)</sup>	0.12	0.15	0.19	0.27	0.23
Net realized and unrealized gain (loss)	2.11	6.37	4.83	0.50	2.18
Total from Investment Operations	2.23	6.52	5.02	0.77	2.41
<b>Less Distributions From:</b>					
Net investment income	(0.08)	(0.16)	(0.25)	(0.24)	(0.11)
Net realized capital gains	(4.25)	(2.76)	(3.18)	(4.75)	(3.30)
Total Distributions	(4.33)	(2.92)	(3.43)	(4.99)	(3.41)
Net asset value, end of the period	\$ 35.31	\$ 37.41	\$ 33.81	\$ 32.22	\$ 36.44
Total return	6.28%	19.78%	16.84%	1.25%	6.25% <sup>(b)</sup>
<b>Ratios to Average Net Assets:</b>					
Net assets, end of the period (000's)	\$ 153,646	\$ 136,162	\$ 68,332	\$ 38,555	\$ 2,568
Net expenses	0.83%	0.83%	0.83%	0.83% <sup>(c)</sup>	0.85% <sup>(d)</sup>
Gross expenses	0.83%	0.83%	0.83%	0.83% <sup>(c)</sup>	0.89%
Net investment income	0.33%	0.44%	0.61%	0.76%	0.60%
Portfolio turnover rate	19%	25%	22%	22%	23%

(a) Per share net investment income has been calculated using the average shares outstanding during the period.

(b) Had certain expenses not been waived/reimbursed during the period, total returns would have been lower.

(c) Includes fee/expense recovery of less than 0.01%.

(d) The investment adviser agreed to waive its fees and/or reimburse a portion of the Fund's expenses during the period. Without this waiver/reimbursement, expenses would have been higher.

financial highlights

For a share outstanding throughout each period.

Loomis Sayles Small/Mid Cap Growth Fund

	Institutional Class			
	Year Ended September 30, 2018	Year Ended September 30, 2017	Year Ended September 30, 2016	Year Ended September 30, 2015*
Net asset value, beginning of the period	\$ 12.31	\$ 9.73	\$ 9.05	\$ 10.00
<b>Income (loss) from Investment Operations:</b>				
Net investment income (loss) <sup>(a)</sup>	(0.05)	0.00 <sup>(b)</sup>	(0.02)	(0.01)
Net realized and unrealized gain (loss)	3.23	2.60	0.70	(0.94)
Total from Investment Operations	3.18	2.60	0.68	(0.95)
<b>Less Distributions From:</b>				
Net investment income	-	(0.02)	-	-
Net asset value, end of the period	\$ 15.49	\$ 12.31	\$ 9.73	\$ 9.05
Total return <sup>(c)</sup>	25.83%	26.74%	7.51%	(9.50)% <sup>(d)</sup>
<b>Ratios to Average Net Assets:</b>				
Net assets, end of the period (000's)	\$ 17,500	\$ 14,592	\$ 11,974	\$ 9,242
Net expenses <sup>(e)</sup>	0.85%	0.85%	0.85%	0.85% <sup>(f)</sup>
Gross expenses	1.43%	1.57%	1.75%	2.65% <sup>(f)</sup>
Net investment income (loss)	(0.35)%	0.01%	(0.22)%	(0.53)% <sup>(f)</sup>
Portfolio turnover rate	102% <sup>(g)</sup>	49%	53%	14%

\* From commencement of operations on June 30, 2015 through September 30, 2015.

(a) Per share net investment income (loss) has been calculated using the average shares outstanding during the period.

(b) Amount rounds to less than \$0.01.

(c) Had certain expenses not been waived/reimbursed during the period, total returns would have been lower.

(d) Periods less than one year are not annualized.

(e) The investment adviser agreed to waive its fees and/or reimburse a portion of the Fund's expenses during the period. Without this waiver/reimbursement, expenses would have been higher.

(f) Computed on an annualized basis for periods less than one year.

(g) The variation in the Fund's turnover rate from 2017 to 2018 was primarily due to significant shareholder flows.

If you would like more information about the Funds, the following documents are available free upon request:

#### **ANNUAL AND SEMIANNUAL REPORTS**

Provide additional information about each Fund's investments. Each report includes a discussion of the market conditions and investment strategies that significantly affected the Funds' performance during the last fiscal year.

#### **STATEMENT OF ADDITIONAL INFORMATION (SAI)**

Provides more detailed information about the Funds and their investment limitations and policies. The SAI has been filed with the SEC and is incorporated into this prospectus by reference.

To order a free copy of the Funds' annual or semiannual reports or their SAI, or to make shareholder inquiries generally, contact your financial representative, or Loomis Sayles at 800-633-3330. The Funds' annual and semiannual reports and SAI are available on the Funds' website at [www.loomissayles.com](http://www.loomissayles.com).

Text-only copies of the Funds' reports and SAI are available free from the EDGAR Database on the SEC's Internet site at: [www.sec.gov](http://www.sec.gov). Copies of this information may also be obtained, after paying a duplicating fee, by electronic request at the following E-mail address: [publicinfo@sec.gov](mailto:publicinfo@sec.gov), or by writing to the SEC's Public Reference Section, Washington, D.C. 20549-1520.

#### **Important Notice Regarding Delivery of Shareholder Documents:**

In our continuing effort to reduce your fund's expenses and the amount of mail that you receive from us, we will combine mailings of prospectuses, annual or semiannual reports and proxy statements to your household. If more than one family member in your household owns the same fund or funds described in a single prospectus, report or proxy statement, you will receive one mailing unless you request otherwise. Additional copies of our prospectuses, reports or proxy statements may be obtained at any time by calling 800-633-3330. If you are currently receiving multiple mailings to your household and would like to receive only one mailing or if you wish to receive separate mailings for each member of your household in the future, please call us at the telephone number listed above and we will resume separate mailings within 30 days of your request.



**LOOMIS | SAYLES**®

P.O. Box 219594  
Kansas City, MO 64121-9594  
800-633-3330  
[www.loomissayles.com](http://www.loomissayles.com)

Loomis Sayles Funds I  
File No. 811-08282  
Loomis Sayles Funds II  
File No. 811-06241

M-LS51-0219