

*Supplement dated January 22, 2024, to the Summary Prospectus, Prospectus and Statement of Additional Information (the “SAI”), each dated May 1, 2023, as may be revised or supplemented from time to time, for the following funds:*

**Natixis Vaughan Nelson Select ETF**  
**Natixis Vaughan Nelson Mid Cap ETF**

Effective February 1, 2024 (the “Effective Date”), the structure of each of Natixis Vaughan Nelson Select ETF and Natixis Vaughan Nelson Mid Cap ETF (each a “Fund” and together, the “Funds”) will change from a “semi-transparent” ETF, which does not publicly disclose all its portfolio holdings on a daily basis, to a “transparent” ETF which will disclose all its portfolio holdings daily and operate in reliance on Rule 6c-11 under the Investment Company Act of 1940. Accordingly, all references to the “non-transparent” structure, the portfolio transparency substitute (the “Proxy Portfolio”) and related disclosure in each Fund’s Summary Prospectus, Prospectus and SAI are removed as of the Effective Date.

In addition, in connection with the change in each Fund’s structure, as of the Effective Date, the Funds will no longer operate in reliance on an exemptive order from the U.S. Securities and Exchange Commission (the “Order”), which permitted the Funds to operate without publicly disclosing their portfolio holdings daily, but limited the types of investments the Funds were permitted to hold to those listed in the Funds’ application for the Order. Accordingly, all references to the terms, requirements and limitations of the Order and related disclosure in each Fund’s Summary Prospectus, Prospectus and SAI are removed as of the Effective Date.

*Effective February 1, 2024, the caption titled “These ETFs are Different from Traditional ETFs” and accompanying language are removed from the front cover page of the Funds’ Prospectus.*

*Effective February 1, 2024, the paragraph titled “Non-Transparent ETF with Proxy Portfolio Structure” is removed from the subsection “Principal Investment Strategies” in the “Fund Summary” section in each Fund’s Summary Prospectus and in the “More About Goals and Strategies” section in the Funds’ Prospectus.*

*Effective February 1, 2024, the paragraphs titled “Proxy Portfolio Structure Risk,” “Predatory Trading Practices Risk,” and “Tracking Error Risk” are removed from the subsection “Principal Investment Risks” in the “Fund Summary” section in each Fund’s Summary Prospectus. Effective February 1, 2024, the paragraphs titled “Premium/Discount Risk,” “Authorized Participation Concentration Risk,” and “Trading Issues Risk” in the “Principal Investment Risks” subsection in each Fund’s Summary Prospectus are amended and restated as follows:*

**Premium/Discount Risk:** Shares of the Fund are listed for trading on the NYSE Arca, Inc. (the “NYSE Arca”) and are bought and sold in the secondary market at market prices that may differ from their most recent NAV. The market value of the Fund’s shares will fluctuate, in some cases materially, in response to changes in the Fund’s NAV, the intraday value of the Fund’s holdings, and the relative supply and demand for the Fund’s shares on the exchange. Disruptions to creations and redemptions, the existence of extreme market volatility or potential lack of an active trading market for shares may result in shares trading at a significant premium or discount to NAV and/or in a reduced liquidity of your investment. During such periods, you may be unable to sell your shares or may incur significant losses if you sell your shares. There are various methods by which investors can purchase and sell shares and various types of orders that may be placed. Investors should consult their financial intermediary before purchasing or selling shares of the Fund. If a shareholder purchases shares at a time when the market price is at a premium to the NAV or sells shares at a time when the market price is at a discount to the NAV, the shareholder may sustain losses.

**Authorized Participant Concentration Risk:** Only an authorized participant (“Authorized Participant”) may engage in creation or redemption transactions directly with the Fund. The Fund has a limited number of institutions that act as Authorized Participants, none of which are or will be obligated to engage in creation or redemption transactions. To the extent that these institutions exit the business or are unable to proceed with creation and/or redemption orders with respect to the Fund and no other Authorized Participant is able to step forward to create or redeem Creation Units, the Fund’s shares may trade at a discount to net asset value (“NAV”) and possibly face trading halts and/or delisting.

**Trading Issues Risk:** Trading in Fund shares on the NYSE Arca may be halted in certain circumstances. There can be no assurance that the requirements of the NYSE Arca necessary to maintain the listing of the Fund will continue to be met.

*Effective February 1, 2024, the paragraphs titled “Proxy Portfolio Structure Risk,” “Predatory Trading Practices Risk,” and “Tracking Error Risk” are removed from the subsection “More About Risks” in the “Investment Goals, Strategies and Risks” section in the Funds’ Prospectus. Effective February 1, 2024, the paragraphs titled “Premium/Discount Risk,” “Authorized Participant Concentration Risk,” and “Trading Issues Risk” in the “More About Risks” subsection in the Funds’ Prospectus are amended and restated as follows:*

#### **Premium/Discount Risk**

Shares of a Fund are listed for trading on the NYSE Arca and are bought and sold in the secondary market at market prices that may differ from their most recent NAV. The NAV of a Fund’s shares will generally fluctuate with changes in the market value of the Fund’s holdings. The market value of a Fund’s shares will fluctuate, in some cases materially, in response to changes in the Fund’s NAV, the intraday value of the Fund’s holdings, and the relative supply and demand for the Fund’s shares on the exchange. The Adviser and Subadviser cannot predict whether shares will trade below, at or above their NAV. Price differences may be due, in large part, to the fact that supply and demand forces at work in the secondary trading market for shares will be closely related to, but not identical to, the same forces influencing the prices of the securities held by a Fund. While the creation/redemption feature is designed to make it more likely that a Fund’s shares normally will trade on stock exchanges at prices close to the Fund’s next calculated NAV, exchange prices are not expected to correlate exactly with the Fund’s NAV due to timing reasons, supply and demand imbalances and other factors. Disruptions to creations and redemptions, the existence of extreme market volatility or potential lack of an active trading market for shares may result in shares trading at a significant premium or discount to NAV and/or in a reduced liquidity of your investment. During such periods, you may be unable to sell your shares or may incur significant losses if you sell your shares. There are various methods by which investors can purchase and sell shares and various types of orders that may be placed. Investors should consult their financial intermediary before purchasing or selling shares of a Fund. If a shareholder purchases shares at a time when the market price is at a premium to the NAV or sells shares at a time when the market price is at a discount to the NAV, the shareholder may sustain losses.

#### **Authorized Participant Concentration Risk**

Only an Authorized Participant may engage in creation or redemption transactions directly with a Fund. A Fund has a limited number of institutions that act as Authorized Participants, none of which are or will be obligated to engage in creation or redemption transactions. To the extent that these institutions exit the business or are unable to proceed with creation and/or redemption orders with respect to a Fund and no other Authorized Participant is able to step forward to create or redeem Creation Units, the Fund’s shares may trade at a discount to NAV and possibly face trading halts and/or delisting.

#### **Trading Issues Risk**

Although a Fund’s shares are listed on the NYSE Arca, there can be no assurance that an active or liquid trading market for them will develop or be maintained. Trading in shares of a Fund on the NYSE Arca may be halted due to market conditions or for reasons that, in the view of the NYSE Arca, make trading in shares inadvisable. In addition, trading in shares on the NYSE Arca is subject to trading halts caused by extraordinary market volatility pursuant to the NYSE Arca’s “circuit breaker” rules (rules that require a halt in trading in a specific period of time when market prices decline by a specified percentage during the course of a trading day). There can be no assurance that the requirements of the NYSE Arca necessary to maintain the listing of a Fund will continue to be met or will remain unchanged. In addition, an exchange or market may close or issue trading halts on specific securities, or the ability to buy or sell certain securities or financial instruments may be restricted, which may result in a Fund being unable to buy or sell certain securities or financial instruments. In such circumstances, a Fund may be unable to rebalance its portfolio, may be unable to accurately price its investments and/or may incur substantial trading losses.

***Effective February 1, 2024, the seventh sentence is removed from the paragraph titled “Secondary Market Trading Risk” in the subsection “More About Risks” in the “Investment Goals, Strategies and Risks” section in the Funds’ Prospectus.***

***Effective February 1, 2024, the subsection titled “Differences Between a Traditional ETF and a Non-Transparent ETF” is removed from the “Investment Goals, Strategies and Risks” section in the Funds’ Prospectus.***

***Effective February 1, 2024, the subsection titled “Exchange Listings” in the “Differences Between Investing in an ETF and a Mutual Fund” section in the Funds’ Prospectus is hereby replaced with the following:***

### **Exchange Listings**

Unlike mutual funds, a Fund’s shares are listed for trading on U.S. stock exchanges and may be listed on non-U.S. stock exchanges in the future. These stock exchanges may include exchanges other than the NYSE Arca, the U.S. stock exchange where a Fund’s primary listing is maintained. Investors can purchase and sell individual shares of a Fund only on the secondary market through a broker-dealer. There can be no assurance that a Fund’s shares will continue to trade on any such stock exchange or in any market or that a Fund’s shares will continue to meet the requirements for listing or trading on any exchange or in any market. Natixis Investment Managers, LLC or its affiliates at various times may control a Fund and may account for all or a significant portion of the trading volume in a Fund’s shares. See “Trading Issues Risk” above. Additionally, a Fund’s shares may be less actively traded in certain markets than others, and investors are subject to the execution and settlement risks and market standards of the market where they or their broker-dealers direct their trades for execution. Certain information available to investors who trade fund shares on a U.S. stock exchange during regular U.S. market hours may not be available to investors who trade in other markets, which may result in secondary market prices in such markets being less efficient. Secondary market transactions do not occur at NAV, but at market prices that change throughout the day, based on the supply of, and demand for, shares of a Fund. Given that shares can be purchased and redeemed only by or through Authorized Participants directly with a Fund in Creation Units (unlike shares of many closed-end funds, which frequently trade at appreciable discounts from, and sometimes at premiums to, their NAV), the Adviser and Subadviser believe that large discounts or premiums to the NAV of shares should not be sustained. However, the market prices of a Fund’s shares may deviate significantly from the NAV of the shares during periods of market volatility. See “Premium/Discount Risk” and “Secondary Market Trading Risk” above.

***Effective February 1, 2024, the fifth and sixth sentences are removed from the subsection titled “In-Kind Redemptions – Potential Benefits and Limitations” in the “Differences Between Investing in an ETF and a Mutual Fund” section in the Funds’ Prospectus.***

***Effective February 1, 2024, the subsection titled “Actual Portfolio Holdings” in the “More Information About the Funds’ Strategies” section in the Funds’ Prospectus is amended and restated as follows:***

### **Portfolio Holdings**

A description of a Fund’s policies and procedures with respect to the disclosure of the Fund’s portfolio securities is available in the section “Portfolio Holdings Information” in the SAI. A “snapshot” of a Fund’s investments may be found in its annual and semiannual reports. The top 10 holdings can be found at [im.natixis.com/us/fund-documents](https://im.natixis.com/us/fund-documents) (click fund name). In addition, daily holdings, of a Fund can be found at [im.natixis.com/us/fund-documents](https://im.natixis.com/us/fund-documents) (in the “Daily/Monthly/Quarterly” column under the “Holdings” section, click the download button for the Fund).

***Effective February 1, 2024, the subsection titled “Research Vendor” is removed from the “Other Service Providers” section in the Funds’ Prospectus.***

***Effective February 1, 2024, the twelfth sentence is removed from the second paragraph of the subsection titled “Buying and Selling Shares” in the “Shareholder Information” section in the Funds’ Prospectus.***

*Effective February 1, 2024, the second and third sentences are removed from the subsection titled “Share Prices” in the “Shareholder Information” section in the Funds’ Prospectus.*

*Effective February 1, 2024, the second paragraph in the section titled “Creations and Redemptions” in the “Shareholder Information” section in the Funds’ Prospectus is amended and restated as follows:*

A creation transaction order, which is subject to acceptance by the Distributor, generally takes place when an Authorized Participant deposits into a Fund a designated portfolio of securities (including any portion of such securities for which cash may be substituted) and a specified amount of cash approximating the holdings of the Fund in exchange for a specified number of Creation Units.

*Effective February 1, 2024, the subsection titled “Proxy Portfolio and Proxy Overlap” is removed from the “Other Information” section in the Funds’ Prospectus.*

*Effective February 1, 2024, the last sentence on the back cover of the Funds’ Prospectus is amended and restated as follows:*

**Portfolio Holdings**—A description of a Fund’s policies and procedures with respect to the disclosure of the Fund’s portfolio securities is available in the SAI.

***Effective February 1, 2024, all references to the Funds' reliance on the Order and any restrictions on the types of investments that a Fund may hold to those listed in the Funds' application for the Order, are removed from the Funds' SAI. Accordingly, the second paragraph is removed from the section titled "Investment Restrictions" in the Funds' SAI, and the first paragraph is removed from the section titled "Investment Strategies and Risks" in the Funds' SAI.***

***Effective February 1, 2024, the second and third paragraphs in the section titled "The Trust" in the Funds' SAI are amended and restated as follows:***

Unlike a mutual fund, each Fund offers and issues shares at their net asset value ("NAV") to broker-dealers and other financial intermediaries who are participants in the National Securities Clearing Corporation ("NSCC") and who have signed an Authorized Participant Agreement with the Distributor (each an "Authorized Participant"), and accepted by the Transfer Agent, only in aggregations of a specified number of shares ("Creation Units"), generally in exchange for a basket of securities and/or instruments that generally corresponds pro rata to the positions in the Fund's portfolio (the "Deposit Securities") together with a deposit of a specified cash payment (the "Cash Component"). Each Fund may, in certain circumstances, issue Creation Units solely in exchange for a specified all-cash payment ("Cash Deposit"). Shares of each Fund are redeemable by the Fund only in Creation Units and, generally, in exchange for securities and instruments that correspond pro rata to the positions in the Fund's portfolio ("Redemption Securities") together with a Cash Component. As with the offer and sale of Creation Units, each Fund may, in certain circumstances, redeem Creation Units in exchange for a specified all-cash payment. In addition, each Fund may determine to use baskets that differ from the portfolio holdings in that they include instruments that are not in the portfolio holdings, or are included in the portfolio holdings but in different weightings. Shares trade in the secondary market and elsewhere at market prices that may be at, above or below NAV.

Each Fund charges creation/redemption transaction fees for each creation and redemption. In all cases, transaction fees are limited in accordance with the requirements of the SEC applicable to management investment companies offering redeemable securities (see "Creations and Redemptions" below).

***Effective February 1, 2024, the second and third paragraphs in the section titled "Exchange Listing and Trading" in the Funds' SAI are amended and restated as follows:***

The shares of each Fund are listed for trading on the NYSE Arca, Inc. (the "NYSE Arca"). The shares trade on the NYSE Arca at prices that may differ to some degree from NAV. There can be no assurance that the requirements of the NYSE Arca necessary to maintain the listing of shares of each Fund will continue to be met.

The NYSE Arca may, but is not required to, remove the shares of a Fund from listing if: (i) following the initial twelve-month period beginning upon the commencement of trading of each Fund, there are fewer than 50 beneficial holders of the shares for 30 or more consecutive trading days; or (ii) such other event shall occur or condition exists that, in the opinion of the NYSE Arca, makes further dealings on the NYSE Arca inadvisable. In addition, the NYSE Arca will remove the shares of each Fund from listing and trading upon termination of each Fund.

***Effective February 1, 2024, the section titled "Proxy Portfolio" is removed from the Funds' SAI.***

***Effective February 1, 2024, the third paragraph in the subsection titled "Investment Strategies" in the section "Investment Strategies and Risks" in the Funds' SAI is amended and restated as follows:***

The list of securities or other instruments under each category below is not intended to be an exclusive list of securities, instruments, and practices for investment. Unless a strategy, practice or security is specifically prohibited by the investment restrictions listed in the Prospectus, in the section "Investment Restrictions" in this Statement or under applicable law, a Fund may engage in each of the strategies and invest in securities and instruments in addition to those listed below. The Subadviser may invest in a general category listed below and, where applicable, with particular emphasis on a certain type of security, but investment is not limited to the categories listed below or the securities specifically enumerated under each category. A Fund is not required to engage in a particular transaction or invest in any security or instrument, even if to do so might benefit the Fund. The Subadviser may invest in some securities under a given category as a primary strategy and in other securities under the same category as a secondary strategy.

The Subadviser may invest in any security that falls under the specific category, including securities that are not listed below. The Prospectus and/or this Statement will be updated if a Fund begins to engage in investment practices that are not described in the Prospectus and/or this Statement.

***Effective February 1, 2024, the section titled “Portfolio Holdings Information” in the Funds’ SAI is amended and restated as follows:***

The Board has adopted a policy regarding the disclosure of information about a Fund’s portfolio holdings. Under the policy, a Fund’s portfolio holdings, which will form the basis for the calculation of NAV, are publicly disseminated each day the Fund is open for business through financial reporting and news services, including publicly accessible Internet web sites. In addition, a basket composition file, which includes the security names and share quantities to deliver in exchange for Creation Units, together with estimates and actual cash components, is publicly disseminated daily prior to the opening of the NYSE Arca via the NSCC, a clearing agency that is registered with the SEC.

Each Business Day (as defined below), a Fund's portfolio holdings information is provided to the Distributor or other agent for dissemination through the facilities of the NSCC and/or other fee-based subscription services to NSCC members and/or subscribers to those other fee-based subscription services, including market makers and Authorized Participants, and to entities that publish and/or analyze such information in connection with the process of purchasing or redeeming Creation Units or trading shares of the Fund in the secondary market or evaluating such potential transactions.

Daily access to information concerning a Fund's portfolio holdings is permitted (i) to certain personnel of those service providers that are involved in portfolio management and providing administrative, operational, risk management, or other support to portfolio management; and (ii) to other personnel of the Adviser, the Subadviser, the Distributor and their affiliates, and the administrator, custodian and fund accountant who deal directly with, or assist in, functions related to investment management, distribution, administration, custody, securities lending and fund accounting, as may be necessary to conduct business in the ordinary course in a manner consistent with federal securities laws and regulations thereunder. In addition, a Fund will disclose on the Fund’s website before commencement of trading on each Business Day the identities and quantities of the securities and other assets held by the Fund that will form the basis of the Fund’s calculation of its NAV at the end of that Business Day (as defined below). The basket represents one Creation Unit of a Fund.

Portfolio holdings information made available in connection with the creation/redemption process may be provided to other entities that provide services to a Fund in the ordinary course of business after it has been disseminated to the NSCC. From time to time, information concerning portfolio holdings other than portfolio holdings information made available in connection with the creation/redemption process, as discussed above, may be provided to other entities that provide services to a Fund, including rating or ranking organizations, in the ordinary course of business, no earlier than one Business Day (as defined below) following the date of the information. A Fund, the Adviser, the Subadviser, the custodian and the Distributor will not disseminate non-public information concerning the Fund, except: (i) to a party for a legitimate business purpose related to the day-to-day operations of the Fund or (ii) to any other party for a legitimate business or regulatory purpose, upon waiver or exception.

In addition, a Fund discloses its complete portfolio holdings schedule in public filings with the SEC within 70 days of the end of the second and fourth fiscal quarters and within 60 days of the end of the first and third fiscal quarters and will provide such information to shareholders as required by federal securities laws and regulations thereunder. A Fund may, however, voluntarily disclose all or part of its portfolio holdings other than in connection with the creation/redemption process, as discussed above, in advance of required filings with the SEC, provided that such information is made generally available to all shareholders and other interested parties in a manner that is consistent with the above policy for disclosure of portfolio holdings information. Such information may be made available through a publicly-available website or other means that make the information available to all likely interested parties contemporaneously.

The Funds’ Chief Compliance Officer (the “CCO”) or the CCO’s delegate may authorize disclosure of portfolio holdings information pursuant to the above policy and procedures. The Board reviews the policy and procedures for disclosure of portfolio holdings information at least annually.

*Effective February 1, 2024, the subsection titled “Oversight of the Arbitrage Mechanism” is removed from the section “Management of the Trust” in the Funds’ SAI.*

*Effective February 1, 2024, the fourth and fifth sentences are removed from the subsection titled “Code of Ethics” in the section “Management of the Trust” in the Funds’ SAI.*

*Effective February 1, 2024, the subsection titled “Research Vendor” is removed from the section “Other Arrangements” in the Funds’ SAI.*

*Effective February 1, 2024, the second sentence is removed from the first paragraph in the section titled “Creations and Redemptions” in the Funds’ SAI.*

*Effective February 1, 2024, the second sentence is removed from the first paragraph in the subsection titled “Fund Deposit” in the section “Creations and Redemptions” in the Funds’ SAI.*

*Effective February 1, 2024, the fifth paragraph in the subsection titled “Fund Deposit” in the section “Creations and Redemptions” in the Funds’ SAI is amended and restated as follows:*

The identity and amount of the Deposit Securities and Cash Component (or Cash Deposit) changes pursuant to the changes in the composition of a Fund’s portfolio and as rebalancing adjustments are effected from time to time by the Subadviser with a view to the investment objective of the Fund.

*Effective February 1, 2024, the third sentence of the second paragraph in the subsection titled “Redemption of Creation Units” in the section “Creations and Redemptions” in the Funds’ SAI is amended and restated as follows:*

A Fund’s securities received on redemption will generally correspond pro rata, to the positions in the Fund’s portfolio.

*Effective February 1, 2024, the second sentence of the subsection titled “Custom Baskets” in the section titled “Creations and Redemptions” in the Funds’ SAI is amended and restated as follows:*

A Fund is permitted to use custom baskets that includes cash and securities that are not in the ETF’s portfolio or are included in the ETF’s portfolio but with different weights.

*Supplement dated December 7, 2023, to the Summary Prospectus, Prospectus and Statement of Additional Information (the “SAI”), each dated May 1, 2023, as may be revised or supplemented from time to time.*

**Natixis Vaughan Nelson Select ETF**  
**Natixis Vaughan Nelson Mid Cap ETF**

On December 6, 2023, the Board of Trustees of Natixis ETF Trust II, on behalf of Natixis Vaughan Nelson Select ETF and Natixis Vaughan Nelson Mid Cap ETF (each a “Fund” and together, the “Funds”), approved changes to the structure to each of the Funds, as described below. This supplement is intended to provide advance notice to shareholders of such changes.

The Board has approved a change in each Fund’s structure from a “semi-transparent” ETF, which does not publicly disclose all its portfolio holdings on a daily basis, to a “transparent” ETF which will disclose all its portfolio holdings daily and operate in reliance on Rule 6c-11 under the Investment Company Act of 1940. This change is expected to take effect on or about February 1, 2024 (the “Effective Date”), although the Effective Date may be delayed. In connection with this change, each Fund will no longer disclose a portfolio transparency substitute (the “Proxy Portfolio”) and certain related information about the relative performance of the Proxy Portfolio and such Fund’s actual portfolio holdings, which were designed to facilitate an effective arbitrage mechanism for the Fund’s shares while protecting the identity of the Fund’s full portfolio holdings. Accordingly, references to the “non-transparent” structure, Proxy Portfolio and related disclosure in each Fund’s Summary Prospectus, Prospectus and SAI will be removed.

In addition, in connection with the change in each Fund’s structure, the Funds will no longer operate in reliance on an exemptive order from the U.S. Securities and Exchange Commission (the “Order”). The Order permitted the Funds to operate without publicly disclosing their portfolio holdings daily, but limited the types of investments the Funds were permitted to hold to those listed in the Funds’ application for the Order, including limiting the Funds’ investments to only those that are U.S. exchange-traded instruments as well as cash and cash equivalents.

Although the Funds’ investment objectives, strategies, fees and expenses are not expected to change as a result of the changes described above, each Fund’s principal investment strategies and risks will be revised to remove references to the terms, requirements and limitations of the Order, and to remove references to the “non-transparent” structure, Proxy Portfolio and related disclosure, as noted above. Such changes will be effective on the Effective Date.

The Funds will further update their disclosure documents to provide more detailed information about these changes closer to the Effective Date.



*Supplement dated July 25, 2023 to the Natixis U.S. Equity Opportunities ETF Prospectus and Statement of Additional Information, each dated May 1, 2023, as may be revised and supplemented from time to time.*

**NATIXIS U.S. EQUITY OPPORTUNITIES ETF**

On July 25, 2023, the Natixis U.S. Equity Opportunities ETF (the “Fund”) was liquidated.

The Fund no longer exists, and as a result, shares of the Fund are no longer available for purchase.

*Supplement dated June 8, 2023 to the Natixis U.S. Equity Opportunities ETF's Summary Prospectus, Prospectus and Statement of Additional Information, each dated May 1, 2023, as may be revised or supplemented from time to time.*

### **Natixis U.S. Equity Opportunities ETF**

On June 8, 2023, the Board of Trustees of Natixis ETF Trust II (the “Trust”), on behalf of the Natixis U.S. Equity Opportunities ETF (the “Fund”), upon the recommendation of the Fund’s adviser, Natixis Advisors, LLC (“Natixis Advisors”), approved a Plan of Liquidation for the Fund pursuant to which the Fund will be liquidated (the “Liquidation”) on or about July 25, 2023 (“Liquidation Date”). Any shares of the Fund outstanding on the Liquidation Date will be automatically redeemed on that date.

Effective at the close of business on July 18, 2023, the Fund will no longer accept orders for the purchase of Creation Units. It is expected that July 18, 2023 will be the Fund’s last full day of trading on NYSE Arca, Inc. (“NYSE Arca”). Pursuant to this schedule, NYSE Arca is expected to halt trading in shares of the Fund after the market close on July 18, 2023.

Beginning when the Fund commences liquidation of its portfolio (expected on or around July 18, 2023), the Fund may not pursue its investment objective or engage in normal business activities, except for the purposes of winding up its business and affairs, preserving the value of its assets, paying its liabilities, and distributing its remaining assets to shareholders. During the time between market close on July 18, 2023 and the Liquidation Date, because the Fund’s shares will not be traded on NYSE Arca, there can be no assurance that there will be a market for the purchase or sale of the Fund’s shares.

In connection with the Liquidation, any shares of the Fund outstanding on the Liquidation Date will be automatically redeemed as of the close of business on the Liquidation Date. The proceeds of any such redemption will be equal to the net asset value of such shares after the Fund has paid or provided for all of its charges, taxes, expenses and liabilities, including certain operational costs of liquidating the Fund. The distribution to shareholders of these liquidation proceeds will occur as soon as practicable, and will be made to all Fund shareholders at the time of the Liquidation. Additionally, the Fund may declare and distribute to shareholders any realized capital gains and all net investment income no later than or in connection with the final Liquidation distribution. Natixis Advisors, investment manager to the Fund, may or may not, depending on the circumstances, distribute substantially all of the Fund’s net investment income and any net realized capital gains prior to the date of Liquidation.

Shareholders of the Fund may sell their shares of the Fund on NYSE Arca until the market close on July 18, 2023, and may incur customary transaction fees from their broker-dealer. Prior to the Liquidation Date, Authorized Participants may continue to submit orders to the Fund for the redemption of Creation Units. See “Buying and Selling Shares” in the Prospectus.

Although the Liquidation is not expected to be a taxable event for the Fund, for taxable shareholders, the automatic redemption of shares of the Fund on the Liquidation Date will generally be treated as a sale that may result in a gain or loss for federal income tax purposes. Instead of waiting until the Liquidation Date, a shareholder may voluntarily sell his or her shares on NYSE Arca until the market close on July 18, 2023, and Authorized Participants may voluntarily redeem Creation Units prior to the Liquidation Date, to the extent that the shareholder

wishes to realize any such gains or losses prior thereto. See “Taxation” in the Prospectus. Shareholders should consult their tax advisers regarding the tax treatment of the Liquidation.

# Prospectus

May 1, 2023



## Natixis ETFs

Natixis U.S. Equity Opportunities ETF

Natixis Vaughan Nelson Mid Cap ETF

Natixis Vaughan Nelson Select ETF

NYSE Arca:

EQOP

VNMC

VNSE

---

## THESE ETFs ARE DIFFERENT FROM TRADITIONAL ETFs

Traditional ETFs tell the public what assets they hold each day. These ETFs will not. This may create additional risks for your investment. For example:

- You may have to pay more money to trade these ETFs' shares. These ETFs will provide less information to traders, who tend to charge more for trades when they have less information.
- The price you pay to buy ETF shares on an exchange may not match the value of the ETF's portfolio. The same is true when you sell shares. These price differences may be greater for these ETFs compared to other ETFs because they provides less information to traders.
- These additional risks may be even greater in bad or uncertain market conditions.
- These ETFs will publish on their websites each day a Proxy Portfolio ("Proxy Portfolio") designed to help trading in shares of the ETFs. While the Proxy Portfolio includes some of these ETFs' holdings, it is not the ETFs' Actual Portfolio ("Actual Portfolio").

The differences between these ETFs and other ETFs may also have advantages. By keeping certain information about the ETFs secret, these ETFs may face less risk that other traders can predict or copy its investment strategy. This may improve the ETFs' performance. If other traders are able to copy or predict the ETFs' investment strategy, however, this may hurt the ETFs' performance.

For additional information regarding the unique attributes and risks of these ETFs, see the later discussion on the Proxy Portfolio and the "Proxy Portfolio Structure Risk," "Authorized Participant Concentration Risk," "Predatory Trading Practices Risk," "Premium/Discount Risk," and "Trading Issues Risk" below.

---

---

# Table of Contents

<b>Fund Summary</b>	<b>1</b>
Natixis U.S. Equity Opportunities ETF	1
Natixis Vaughan Nelson Mid Cap ETF	7
Natixis Vaughan Nelson Select ETF	13
<b>Investment Goals, Strategies and Risks</b>	<b>18</b>
More About Goals and Strategies	18
Natixis U.S. Equity Opportunities ETF	18
Natixis Vaughan Nelson Mid Cap ETF	19
Natixis Vaughan Nelson Select ETF	19
More About Risks	20
Differences Between a Traditional ETF and a Non-Transparent ETF	25
Differences Between Investing in an ETF and a Mutual Fund	26
More Information About the Funds' Strategies	27
<b>Management Team</b>	<b>27</b>
Meet the Funds' Investment Adviser and Subadvisers	27
Meet the Funds' Portfolio Managers	28
Other Service Providers	29
Additional Information	30
<b>Shareholder Information</b>	<b>30</b>
Buying and Selling Shares	30
Investments by Registered Investment Companies	30
Frequent Purchases and Redemptions of Fund Shares	30
Payment to Broker-Dealers and Other Financial Intermediaries	31
Share Prices	31
Net Asset Value	31
Distributions	32
Book Entry	32
Creations and Redemptions	33
Taxation	33
<b>Other Information</b>	<b>35</b>
Premium/Discount Information	35
Proxy Portfolio and Proxy Overlap	35
Continuous Offering	35
Conflicts of Interest	36
<b>Prior Performance of Subadvisers' Similarly Managed Accounts</b>	<b>37</b>
<b>Financial Performance</b>	<b>39</b>

---

# Natixis U.S. Equity Opportunities ETF

## Investment Goal

The Fund seeks long-term growth of capital.

## Fund Fees & Expenses

The following table describes the fees and expenses that you may pay if you buy, hold, and sell shares of the Fund. You may pay other fees, such as brokerage commissions and other fees to financial intermediaries, which are not reflected in this table. If such expenses were reflected, the expenses set forth below would be higher.

### Annual Fund Operating Expenses

(expenses that you pay each year as a percentage of the value of your investment)

	ETF
Management fees <sup>1</sup>	0.70%
Distribution and/or service (12b-1) fees	0.00%
Other expenses	1.84%
Total annual fund operating expenses	2.54%
Fee waiver and/or expense reimbursement <sup>2</sup>	1.69%
Total annual fund operating expenses after fee waiver and/or expense reimbursement	0.85%

- The Fund's operating expenses have been restated to reflect a reduction in management fees, effective as of July 1, 2022, as if such reduction had been in effect during the fiscal year ended December 31, 2022. The information has been restated to better reflect anticipated expenses of the Fund.
- Natixis Advisors, LLC ("Natixis Advisors" or the "Adviser") has given a binding contractual undertaking to the Fund to limit the amount of the Fund's total annual fund operating expenses to 0.85% of the Fund's average daily net assets, exclusive of brokerage expenses, interest expense, taxes, acquired fund fees and expenses, organizational and extraordinary expenses, such as litigation and indemnification expenses. This undertaking is in effect through April 30, 2026 and may be terminated before then only with the consent of the Fund's Board of Trustees. The Adviser will be permitted to recover management fees waived and/or expenses reimbursed to the extent that expenses in later periods fall below both (1) the expense limitation ratio in place at the time such amounts were waived/reimbursed and (2) the Fund's current applicable expense limitation ratio. The Fund will not be obligated to repay any such waived/reimbursed fees and expenses more than one year after the end of the fiscal year in which the fees or expenses were waived/reimbursed.

### Example

The example is intended to help you compare the cost of investing in the Fund with the cost of investing in other mutual funds. The example assumes that you invest \$10,000 in the Fund for the time periods indicated (whether or not shares are redeemed), and also assumes that your investment has a 5% return each year and that the Fund's operating expenses remain the same, except that the example is based on the Total Annual Fund Operating Expenses After Fee Waiver and/or Expense Reimbursement assuming that such waivers and/or reimbursements will only be in place through the date noted above and on the Total Annual Fund Operating Expenses for the remaining periods. The example does not take into account brokerage commissions and other fees to financial intermediaries that you may pay on your purchases and sales of shares of the Fund. It also does not include the transaction fees on purchases and redemptions of creation units ("Creation Units"), because those fees will not be imposed on retail investors. Although your actual costs may be higher or lower, based on these assumptions your costs would be:

If shares are redeemed:	1 year	3 years	5 years	10 years
ETF	\$ 87	\$ 271	\$ 859	\$ 2,461

### Portfolio Turnover

The Fund pays transaction costs, such as commissions, when it buys and sells securities (or "turns over" its portfolio). A higher portfolio turnover rate may indicate higher transaction costs and may result in higher taxes for you if your Fund shares are held in a taxable account. These costs, which are not reflected in annual fund operating expenses or in the example, affect the Fund's performance. During its most recently ended fiscal year, the Fund's portfolio turnover rate was 53% of the average value of its portfolio.

## Investments, Risks and Performance

### Principal Investment Strategies

Under normal circumstances, the Fund will invest at least 80% of its assets in equity securities. Equity securities may include exchange-traded common stocks and exchange-traded preferred stocks. Under normal circumstances, the Fund will invest at least 80% of its assets in securities of U.S. issuers. The Fund's approach to equity investing combines the styles of two subadvisers in selecting securities for each of the Fund's segments. The segments and their subadvisers are listed below.

## Fund Summary

---

- **Harris Associates - Large Cap Value segment** - Under normal circumstances, the Large Cap Value segment of the Fund managed by Harris Associates L.P. ("Harris Associates") will invest primarily in the exchange-traded common stocks of larger-capitalization companies that Harris Associates believes are trading at a substantial discount to the company's "intrinsic value." By "intrinsic value," Harris Associates means its estimate of the price a knowledgeable buyer would pay to acquire the entire business. Harris Associates believes that investing in securities priced significantly below what Harris Associates believes is a company's intrinsic value presents the best opportunity to achieve the Fund's investment objectives. Harris Associates usually sells a security when the price approaches its estimated value and monitors each holding and adjusts its price targets as warranted to reflect changes in the issuer's fundamentals. In determining whether an issuer is a U.S. or foreign issuer for the Harris Associates – Large Cap Value segment, Harris Associates considers various factors, including its country of domicile, the primary stock exchange on which it trades, the location from which the majority of its revenue comes, and its reporting currency.
- **Loomis Sayles - All Cap Growth segment** - Under normal circumstances, the All Cap Growth segment of the Fund, managed by Loomis, Sayles & Company, L.P. ("Loomis Sayles"), will invest primarily in exchange-traded equity securities, including exchange-traded common stocks and exchange-traded American Depositary Receipts ("ADRs"). This segment may invest in companies of any size. The segment normally invests across a wide range of sectors and industries. The segment's portfolio manager employs a growth style of equity management that emphasizes companies with sustainable competitive advantages versus others, long-term structural growth drivers that will lead to above-average future cash flow growth, attractive cash flow returns on invested capital, and management teams focused on creating long-term value for shareholders. The segment's portfolio manager aims to invest in companies when they trade at a significant discount to the estimate of intrinsic value (i.e., companies with share prices trading significantly below what the portfolio manager believes the share price should be). The segment will consider selling a portfolio investment when the portfolio manager believes an unfavorable structural change occurs within a given business or the markets in which it operates, a critical underlying investment assumption is flawed, when a more attractive reward-to-risk opportunity becomes available, when the portfolio manager believes the current price fully reflects intrinsic value, or for other investment reasons which the portfolio manager deems appropriate. Although certain equity securities purchased by the Loomis Sayles – All Cap Growth segment of the Fund may be issued by domestic companies incorporated outside of the United States, Loomis Sayles does not consider these securities to be foreign if they are included in the U.S. equity indices published by S&P Global Ratings or Russell Investments or if the security's country of risk defined by Bloomberg is the United States.

Subject to the allocation policy adopted by the Fund's Board of Trustees, Natixis Advisors generally allocates capital invested in the Fund equally (i.e., 50%) between its two segments. Under the allocation policy, Natixis Advisors may also allocate capital away from or towards each segment from time to time and may reallocate capital between the segments. Each subadviser manages its segment of the Fund's assets in accordance with its distinct investment style and strategy.

**Non-Transparent ETF with Proxy Portfolio Structure.** The Fund is a type of exchange traded fund ("ETF"). Unlike traditional ETFs, however, which generally publish their portfolio holdings on a daily basis, the Fund discloses a portfolio transparency substitute—the "Proxy Portfolio"—and certain related information about the relative performance of the Proxy Portfolio and the Fund's actual portfolio ("Actual Portfolio") holdings (the "Proxy Portfolio Disclosures"), which are intended to help keep the market price of the Fund's shares trading at or close to the underlying net asset value ("NAV") per share of the Fund. While the Proxy Portfolio includes some of the Fund's holdings, it is not the Fund's Actual Portfolio, and the Fund will not disclose the daily holdings of the Actual Portfolio. Although the Fund seeks to benefit from keeping its portfolio information secret, market participants may attempt to use the Proxy Portfolio to identify the Fund's trading strategy, which if successful, could result in such market participants engaging in certain predatory trading practices that may have the potential to harm the Fund and its shareholders. The Fund's exemptive relief limits the types of securities in which the Fund can invest, which may constrain the Fund's ability to implement its investment strategies. The Fund is actively-managed and does not intend to track an index.

### Principal Investment Risks

The principal risks of investing in the Fund are summarized below. The Fund does not represent a complete investment program. You may lose money by investing in the Fund.

Fund shares are not bank deposits and are not guaranteed, endorsed or insured by the Federal Deposit Insurance Corporation or any other government agency, and are subject to investment risks, including possible loss of the principal invested.

The significance of any specific risk to an investment in the Fund will vary over time, depending on the composition of the Fund's portfolio, market conditions, and other factors. You should read all of the risk information presented below carefully, because any one or more of these risks may result in losses to the Fund.

**Proxy Portfolio Structure Risk:** Unlike traditional ETFs that provide daily disclosure of their portfolio holdings, the Fund does not disclose the daily holdings of the Actual Portfolio. Instead, the Fund discloses daily a Proxy Portfolio that is designed to reflect the economic exposure and risk characteristics of the Fund's Actual Portfolio on any given trading day. Although the Proxy Portfolio and Proxy Portfolio Disclosures are intended to provide authorized participants ("Authorized Participants") and other market participants with enough information to allow them to engage in effective arbitrage transactions that will keep the market price of the Fund's shares trading at or close to the underlying NAV per share of the Fund, while at the same time enabling them to establish cost-effective hedging strategies to reduce risk, there is a risk that market prices will vary significantly from the underlying NAV of the Fund. See "Premium/Discount Risk." Similarly, shares of the Fund may trade at a wider bid/ask spread than shares of traditional ETFs, and may therefore be more costly for investors to trade. See "Trading Issues Risk." Also, the Fund will incur expenses to license the Proxy Portfolio mechanism, which may impact shareholder returns. Additionally, the proxy mechanism itself may result in additional trading costs, which also may negatively impact shareholder returns. In addition, although the Proxy Portfolio is designed to protect the Fund from predatory practices such as front-running and free-riding, market participants may

## Fund Summary

---

nevertheless be able to use the Proxy Portfolio and Proxy Portfolio Disclosures to engage in trading practices that disadvantage the Fund. See “Predatory Trading Practices Risk.” The Fund will monitor on an ongoing basis the premium/discount between the market price and the NAV of the Fund’s shares, but there can be no assurance that the Proxy Portfolio methodology will operate as intended. The Proxy Portfolio methodology is relatively novel and may not be an effective arbitrage mechanism under all market conditions. Similarly, the Proxy Portfolio methodology may be more prone to operational error than more traditional ETFs. The effectiveness of the Proxy Portfolio methodology as an arbitrage mechanism is contingent upon, among other things, the effectiveness of the Fund’s Factor Model analysis in creating a Proxy Portfolio that performs in a manner substantially identical to the performance of the Fund’s Actual Portfolio and the willingness of Authorized Participants and other market participants to trade based on the Proxy Portfolio. In the event that the Proxy Portfolio methodology does not result in effective arbitrage opportunities in the Fund shares, the Fund may exhibit wider premiums/discounts, bid/ask spreads and tracking error. At certain thresholds for such premiums/discounts, bid/ask spreads and tracking error, the Fund’s Board of Trustees will consider possible remedial measures, which may include liquidation or conversion to a fully-transparent, active ETF or a mutual fund.

- **Premium/Discount Risk:** Shares of the Fund are listed for trading on the NYSE Arca, Inc. (the “NYSE Arca”) and are bought and sold in the secondary market at market prices that may differ from their most recent NAV. The market value of the Fund’s shares will fluctuate, in some cases materially, in response to changes in the Fund’s NAV, the intraday value of the Fund’s holdings, and the relative supply and demand for the Fund’s shares on the exchange. Although the Proxy Portfolio is intended to provide investors with enough information to allow for an effective arbitrage mechanism that will keep the market price of the Fund at or close to the Fund’s NAV, there is a risk (which may increase during periods of market disruption or volatility) that market prices for Fund shares will vary significantly from the Fund’s NAV. This risk may be greater for the Fund than for traditional ETFs that disclose their full portfolio holdings on a daily basis because the publication of the Proxy Portfolio does not provide the same level of transparency as the publication of the full portfolio by a fully transparent active ETF. This could cause the Fund’s shares to have wider bid/ask spreads and larger premiums/discounts than fully transparent ETFs using the same investment strategies. Disruptions to creations and redemptions, the existence of extreme market volatility or potential lack of an active trading market for shares may result in shares trading at a significant premium or discount to NAV and/or in a reduced liquidity of your investment. During such periods, you may be unable to sell your shares or may incur significant losses if you sell your shares. There are various methods by which investors can purchase and sell shares and various types of orders that may be placed. Investors should consult their financial intermediary before purchasing or selling shares of the Fund. If a shareholder purchases shares at a time when the market price is at a premium to the NAV or sells shares at a time when the market price is at a discount to the NAV, the shareholder may sustain losses.
- **Authorized Participant Concentration Risk:** Only an Authorized Participant may engage in creation or redemption transactions directly with the Fund. The Fund has a limited number of institutions that act as Authorized Participants, none of which are or will be obligated to engage in creation or redemption transactions. To the extent that these institutions exit the business or are unable to proceed with creation and/or redemption orders with respect to the Fund and no other Authorized Participant is able to step forward to create or redeem Creation Units, Fund shares may trade at a discount to NAV and possibly face trading halts and/or delisting. The Fund’s novel structure may affect the number of entities willing to act as Authorized Participants, and this risk may be exacerbated during times of market stress.
- **Predatory Trading Practices Risk:** Although the Fund seeks to benefit from keeping its portfolio holdings information secret, market participants may attempt to use the Proxy Portfolio and related Proxy Portfolio Disclosures to identify the Fund’s holdings and trading strategy. If successful, this could result in such market participants engaging in predatory trading practices that could harm the Fund and its shareholders. The Proxy Portfolio and related Proxy Portfolio Disclosures have been designed to minimize the risk that market participants could “reverse engineer” the Fund’s portfolio and investment strategy, but they may not be successful in this regard.
- **Trading Issues Risk:** Trading in Fund shares on the NYSE Arca may be halted in certain circumstances. If 10% or more of the Fund’s Actual Portfolio does not have readily available market quotations, the Fund will promptly request that the NYSE Arca halt trading in the Fund’s shares. Such trading halts may have a greater impact on the Fund compared to other ETFs due to its lack of transparency. If the trading of a security held in the Fund’s Actual Portfolio is halted or otherwise does not have readily available market quotations and the Adviser believes that the lack of any such readily available market quotations may affect the reliability of the Proxy Portfolio as an arbitrage vehicle or otherwise determines it is in the best interest of the Fund, the Adviser promptly will disclose on the Fund’s website the identity and weighting of such security for so long as such security’s trading is halted or otherwise does not have readily available market quotations and remains in the Actual Portfolio. There can be no assurance that the requirements of the NYSE Arca necessary to maintain the listing of the Fund will continue to be met. Because the Fund trades on the basis of a published Proxy Portfolio, it may trade at a wider bid/ask spread and may experience a wider premium/discount than traditional ETFs that publish their portfolios on a daily basis, and therefore, may cost investors more to trade especially during periods of market disruption or volatility.
- **Tracking Error Risk:** Although the Proxy Portfolio is designed to reflect the economic exposure and risk characteristics of the Fund’s Actual Portfolio on any given trading day, there is a risk that the performance of the Proxy Portfolio will diverge from the performance of the Actual Portfolio, potentially materially.

**Allocation Risk:** The Fund’s investment performance depends, in part, on how its assets are allocated. The allocation, as set forth above, may not be optimal in every market condition. You could lose money on your investment in the Fund as a result of this allocation.

**Currency Risk:** Fluctuations in the exchange rates between different currencies may negatively affect an investment. The Fund may be subject to currency risk because it may invest in securities or other instruments denominated in, or that generate income denominated in, foreign currencies. The Fund may elect not to hedge currency risk, or may hedge such risk imperfectly, which may cause the Fund to incur losses that would not have been incurred had the risk been hedged.



**Equity Securities Risk:** The value of the Fund's investments in equity securities could be subject to unpredictable declines in the value of individual securities and periods of below-average performance in individual securities or in the equity market as a whole. Growth stocks are generally more sensitive to market movements than other types of stocks primarily because their stock prices are based heavily on future expectations. If the Subadviser's assessment of the prospects for a company's growth is wrong, or if the Subadviser's judgment of how other investors will value the company's growth is wrong, then the price of the company's stock may fall or not approach the value that the Subadviser has placed on it. Value stocks can perform differently from the market as a whole and from other types of stocks. Value stocks also present the risk that their lower valuations fairly reflect their business prospects and that investors will not agree that the stocks represent favorable investment opportunities, and they may fall out of favor with investors and underperform growth stocks during any given period. In the event an issuer is liquidated or declares bankruptcy, the claims of owners of the issuer's bonds generally take precedence over the claims of those who own preferred stock or common stock. Securities of real estate-related companies and exchange-traded REITs in which the Fund may invest may be considered equity securities, thus subjecting the Fund to the risks of investing in equity securities generally.

**Foreign Securities Risk:** Investments in foreign securities may be subject to greater political, economic, environmental, credit/counterparty and information risks. Foreign securities may be subject to higher volatility than U.S. securities, varying degrees of regulation and limited liquidity.

**Liquidity Risk:** Liquidity risk is the risk that the Fund may be unable to find a buyer for its investments when it seeks to sell them or to receive the price it expects. Decreases in the number of financial institutions willing to make markets in the Fund's investments or in their capacity or willingness to transact may increase the Fund's exposure to this risk. Events that may lead to increased redemptions, such as market disruptions or increases in interest rates, may also negatively impact the liquidity of the Fund's investments when it needs to dispose of them. If the Fund is forced to sell its investments at an unfavorable time and/or under adverse conditions in order to meet redemption requests, such sales could negatively affect the Fund. During times of market turmoil, there may be no buyers or sellers for securities in certain asset classes. In other circumstances, liquid investments may become illiquid. Liquidity issues may also make it difficult to value the Fund's investments. The Fund may invest in liquid investments that become illiquid due to financial distress, or geopolitical events such as sanctions, trading halts or wars.

**Management Risk:** A strategy used by the Fund's portfolio managers may fail to produce the intended result.

**Market/Issuer Risk:** The market value of the Fund's investments will move up and down, sometimes rapidly and unpredictably, based upon overall market and economic conditions, as well as a number of reasons that directly relate to the issuers of the Fund's investments, such as management performance, financial condition and demand for the issuers' goods and services.

**Market Trading Risk:** The Fund faces numerous market trading risks, including the potential lack of an active market for Fund shares or the Fund's underlying portfolio securities, losses from trading in secondary markets, periods of high volatility and disruptions in the creation/redemption process. Any of these factors, among others, may lead to the Fund's shares trading at a premium or discount to NAV. Accordingly, if a shareholder purchases Fund shares at a time when the market price is at a premium to the NAV, or sells shares at a time when the market price is at a discount to the NAV, the shareholder may sustain losses.

**Cybersecurity and Technology Risk:** The Fund, its service providers, market makers, listing exchange, Authorized Participants and other market participants increasingly depend on complex information technology and communications systems, which are subject to a number of different threats and risks that could adversely affect the Fund and its shareholders. Cybersecurity and other operational and technology issues may result in financial losses to the Fund and its shareholders.

**REITs Risk:** Investments in the real estate industry, including REITs, are particularly sensitive to economic downturns and are sensitive to factors such as changes in real estate values, property taxes and tax laws, interest rates, cash flow of underlying real estate assets, occupancy rates, government regulations affecting zoning, land use and rents and the management skill and creditworthiness of the issuer. Companies in the real estate industry also may be subject to liabilities under environmental and hazardous waste laws. In addition, the value of a REIT is affected by changes in the value of the properties owned by the REIT or mortgage loans held by the REIT. REITs are also subject to default and prepayment risk. Many REITs are highly leveraged, increasing their risk. The Fund will indirectly bear its proportionate share of expenses, including management fees, paid by each REIT in which it invests in addition to the expenses of the Fund.

**Secondary Market Trading Risk:** Investors buying or selling shares of the Fund in the secondary market will pay brokerage commissions or other charges imposed by broker-dealers as determined by that broker. Brokerage commissions are often a fixed amount and may be a significant proportional cost for investors seeking to buy or sell relatively small amounts of shares.

**Small- and Mid-Capitalization Companies Risk:** Compared to large-capitalization companies, small- and mid-capitalization companies are more likely to have limited product lines, markets or financial resources. Stocks of these companies often trade less frequently and in limited volume and their prices may fluctuate more than stocks of large-capitalization companies. As a result, it may be relatively more difficult for the Fund to buy and sell securities of small- and mid-capitalization companies.

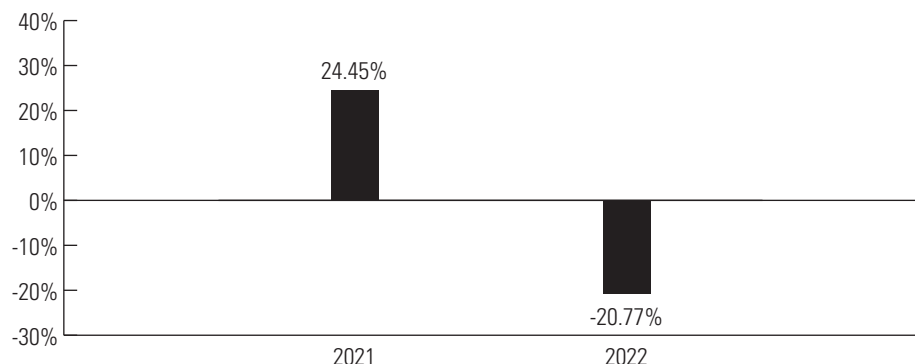
**New and Smaller Sized Fund Risk:** The Fund is relatively new and has a limited operating history for investors to evaluate and may not be successful in implementing its investment strategies. The Fund may fail to attract sufficient assets to achieve or maintain economies of scale, which could result in the Fund being liquidated at any time without shareholder approval and at a time that may not be favorable for all shareholders. Smaller ETFs will have a lower public float and lower trading volumes, leading to wider bid/ask spreads.

## Fund Summary

**Operational Risk:** The Fund is exposed to operational risk arising from a number of factors, including but not limited to human error, processing and communication errors, errors of the Fund's service providers, market makers, listing exchange, Authorized Participants or the issuers of securities in which the Fund invests or with which they do business, failed or inadequate processes and technology or systems failures.

### Risk/Return Bar Chart and Table

The bar chart and table shown below provide some indication of the risks of investing in the Fund by showing changes in the Fund's performance from year to year and by showing how the Fund's average annual returns for the one-year and life-of-fund periods compare to those of a broad measure of market performance. The Russell 1000® Index is an unmanaged index that measures the performance of the large-capitalization segment of the U.S. equity universe. The Fund's past performance (before and after taxes) does not necessarily indicate how the Fund will perform in the future. Updated performance information is available online at [im.natixis.com](http://im.natixis.com) and/or by calling the Fund toll-free at 800-458-7452.



Highest Quarterly Return:  
First Quarter 2021, 9.65%

Lowest Quarterly Return:  
Second Quarter 2022, -20.53%

### Average Annual Total Returns

(for the periods ended December 31, 2022)

	Past 1 Year	Life of Fund (9/17/20)
Return Before Taxes	-20.77%	5.55%
Return After Taxes on Distributions	-22.19%	4.02%
Return After Taxes on Distributions and Sale of Fund Shares	-11.25%	4.19%
S&P 500® Index	-18.11%	7.26%
Russell 1000® Index	-19.13%	6.55%

After-tax returns are calculated using the historical highest individual federal marginal income tax rates and do not reflect the impact of state and local taxes. Actual after-tax returns depend on an investor's tax situation and may differ from those shown. After-tax returns shown are not relevant to investors who hold their shares through tax-advantaged arrangements, such as 401(k) plans, qualified plans, education savings accounts, such as 529 plans, or individual retirement accounts. Index performance reflects no deduction for fees, expenses or taxes. The Return After Taxes on Distributions and Sale of Fund Shares for the 1-year period exceeds the Return Before Taxes due to an assumed tax benefit from losses on a sale of Fund shares at the end of the measurement period.

## Management

### Investment Adviser

Natixis Advisors

### Subadvisers

Harris Associates

Loomis Sayles

### Portfolio Managers

#### Harris Associates

William C. Nygren, CFA®, Vice President, Chief Investment Officer, U.S. Equity and portfolio manager of Harris Associates, has served as co-manager of the Harris Associates Large Cap Value segment of the Fund since 2020.

Michael J. Mangan, CFA®, CPA, portfolio manager of Harris Associates, has served as co-manager of the Harris Associates Large Cap Value segment of the Fund since 2020.

Michael A. Nicolas, CFA®, portfolio manager and analyst of Harris Associates, has served as co-manager of the Harris Associates Large Cap Value segment of the Fund since 2020.

## Fund Summary

---

Robert F. Bierig, Vice President, portfolio manager and analyst of Harris Associates, has served as co-manager of the Harris Associates Large Cap Value segment of the Fund since 2022.

### **Loomis Sayles**

Aziz V. Hamzaogullari, CFA®, Chief Investment Officer of the Growth Equities Strategies Team, Executive Vice President and Director at Loomis Sayles, has served as a manager of the Loomis Sayles All Cap Growth segment of the Fund since 2020.

## Purchase and Sale of Fund Shares

The Fund will issue and redeem shares at NAV only in large blocks of shares, typically 10,000 shares, called “Creation Units.” Only a few financial institutions that are Authorized Participants are authorized to purchase and redeem Creation Units directly with the Fund. Creation Units are typically issued and redeemed in exchange for cash and/or the deposit or delivery of a basket of securities specified each day by the Fund as the securities in exchange for which the Fund will issue or redeem shares. *Except when aggregated in Creation Units, shares are not redeemable securities of the Fund.* The number of shares comprising a Creation Unit may change from time to time.

Individual shares of the Fund may only be purchased and sold in secondary market transactions through broker-dealers. Shares of the Fund are listed for trading on the NYSE Arca, and because shares trade at market prices rather than NAV, shares of the Fund may trade at a price greater than NAV (a premium) or less than NAV (a discount).

You may incur costs attributable to the difference between the highest price a buyer is willing to pay to purchase shares of the Fund (bid) and the lowest price a seller is willing to accept for shares of the Fund (ask) when buying or selling shares in the secondary market (“the bid/ask spread”). For more information, including recent information (when available) regarding the Fund’s NAV, market price, premiums and discounts, and bid/ask spreads, please visit the Fund’s website at [im.natixis.com](http://im.natixis.com).

## Tax Information

Fund distributions are generally taxable to you as ordinary income or capital gains, except for distributions to retirement plans and other investors that qualify for tax-advantaged treatment under U.S. federal income tax law generally. Investments in such tax-advantaged plans will generally be taxed only upon withdrawal of monies from the tax-advantaged arrangement.

## Payments to Broker-Dealers and Other Financial Intermediaries

If you purchase shares of the Fund through a broker-dealer or other financial intermediary (such as a bank), the Fund and its related companies may pay the intermediary for the sale of the Fund shares and related services. These payments may create a conflict of interest by influencing the broker-dealer or other intermediary and your salesperson to recommend the Fund over another investment. Ask your salesperson or visit your financial intermediary’s website for more information.

# Natixis Vaughan Nelson Mid Cap ETF

## Investment Goal

The Fund seeks long-term capital appreciation.

## Fund Fees & Expenses

The following table describes the fees and expenses that you may pay if you buy, hold, and sell shares of the Fund. You may pay other fees, such as brokerage commissions and other fees to financial intermediaries, which are not reflected in this table. If such expenses were reflected, the expenses set forth below would be higher.

### Annual Fund Operating Expenses

(expenses that you pay each year as a percentage of the value of your investment)

	ETF
Management fees	0.75%
Distribution and/or service (12b-1) fees	0.00%
Other expenses	2.01%
Total annual fund operating expenses	2.76%
Fee waiver and/or expense reimbursement <sup>1</sup>	1.91%
Total annual fund operating expenses after fee waiver and/or expense reimbursement	0.85%

<sup>1</sup> Natixis Advisors, LLC ("Natixis Advisors" or the "Adviser") has given a binding contractual undertaking to the Fund to limit the amount of the Fund's total annual fund operating expenses to 0.85% of the Fund's average daily net assets, exclusive of brokerage expenses, interest expense, taxes, acquired fund fees and expenses, and organizational and extraordinary expenses, such as litigation and indemnification expenses. This undertaking is in effect through April 30, 2026 and may be terminated before then only with the consent of the Fund's Board of Trustees. The Adviser will be permitted to recover management fees waived and/or expenses reimbursed to the extent that expenses in later periods fall below both (1) the expense limitation ratio in place at the time such amounts were waived/reimbursed and (2) the Fund's current applicable expense limitation ratio. The Fund will not be obligated to repay any such waived/reimbursed fees and expenses more than one year after the end of the fiscal year in which the fees or expenses were waived/reimbursed.

### Example

This example is intended to help you compare the cost of investing in the Fund with the cost of investing in other funds. The example assumes that you invest \$10,000 in the Fund for the time periods indicated (whether or not shares are redeemed), and also assumes that your investment has a 5% return each year and that the Fund's operating expenses remain the same, except that the example is based on the Total Annual Fund Operating Expenses After Fee Waiver and/or Expense Reimbursement assuming that such waiver and/or reimbursement will only be in place through the date noted above and on the Total Annual Fund Operating Expenses for the remaining periods. The example does not take into account brokerage commissions and other fees to financial intermediaries that you may pay on your purchases and sales of shares of the Fund. It also does not include the transaction fees on purchases and redemptions of creation units ("Creation Units"), because those fees will not be imposed on retail investors. Although your actual costs may be higher or lower, based on these assumptions, your costs would be:

If shares are redeemed:	1 year	3 years	5 years	10 years
ETF	\$ 87	\$ 271	\$ 908	\$ 2,632

### Portfolio Turnover

The Fund pays transaction costs, such as commissions, when it buys and sells securities (or "turns over" its portfolio). A higher portfolio turnover rate may indicate higher transaction costs and may result in higher taxes for you if your Fund shares are held in a taxable account. These costs, which are not reflected in annual fund operating expenses or in the example, affect the Fund's performance. During its most recently ended fiscal year, the Fund's portfolio turnover rate was 55% of the average value of its portfolio.

## Investments, Risks and Performance

### Principal Investment Strategies

Under normal circumstances, the Fund will invest at least 80% of its assets in companies that, at the time of purchase, have market capitalizations within the capitalization range of the Russell Midcap<sup>®</sup> Value Index. The Russell Midcap<sup>®</sup> Value Index is an unmanaged index that measures the performance of companies with lower price to book ratios and lower forecasted growth values within the broader Russell Midcap<sup>®</sup> Value Index. While the market capitalization range for the Russell Midcap<sup>®</sup> Value Index fluctuates, at December 31, 2022, it was \$306.4 million to \$52.8 billion. However, the Fund may

## Fund Summary

---

invest up to 20% of its assets in companies with smaller or larger capitalizations. Equity securities may take the form of exchange-traded stock (e.g., common and preferred exchange-traded stocks) in corporations and exchange-traded real estate investment trusts ("REITs").

Vaughan Nelson Investment Management, L.P. ("Vaughan Nelson") invests in medium-capitalization companies with a focus on those companies meeting Vaughan Nelson's return expectations. Vaughan Nelson uses a bottom-up value oriented investment process in constructing the Fund's portfolio. Vaughan Nelson seeks companies with the following characteristics, although not all of the companies selected will have these attributes:

- Companies earning a positive return on capital with stable-to-improving returns.
- Companies valued at a discount to their asset value.
- Companies with an attractive and sustainable dividend level.

In selecting investments for the Fund, Vaughan Nelson generally employs the following strategies:

- Vaughan Nelson employs a value-driven investment philosophy that selects stocks selling at a relatively low value based on business fundamentals, economic margin analysis and discounted cash flow models. Vaughan Nelson selects companies that it believes are out of favor or misunderstood.
- Vaughan Nelson uses fundamental analysis to construct a portfolio that, in the opinion of Vaughan Nelson, is made up of quality companies with the potential to provide significant increases in share price over a three year period.
- Vaughan Nelson will generally sell a security when it reaches Vaughan Nelson's price target or when the issuer shows a change in financial condition, competitive pressures, poor management decisions or internal or external forces reducing future expected returns from those expected at the time of investment.

*Non-Transparent ETF with Proxy Portfolio Structure.* The Fund is a type of exchange traded fund ("ETF"). Unlike traditional ETFs, however, which generally publish their portfolio holdings on a daily basis, the Fund discloses a portfolio transparency substitute—the "Proxy Portfolio"—and certain related information about the relative performance of the Proxy Portfolio and the Fund's actual portfolio ("Actual Portfolio") holdings (the "Proxy Portfolio Disclosures"), which are intended to help keep the market price of the Fund's shares trading at or close to the underlying net asset value ("NAV") per share of the Fund. While the Proxy Portfolio includes some of the Fund's holdings, it is not the Fund's Actual Portfolio, and the Fund will not disclose the daily holdings of the Actual Portfolio. Although the Fund seeks to benefit from keeping its portfolio information secret, market participants may attempt to use the Proxy Portfolio to identify the Fund's trading strategy, which if successful, could result in such market participants engaging in certain predatory trading practices that may have the potential to harm the Fund and its shareholders. The Fund's exemptive relief limits the types of securities in which the Fund can invest, which may constrain the Fund's ability to implement its investment strategies. The Fund is actively-managed and does not intend to track an index.

### Principal Investment Risks

The principal risks of investing in the Fund are summarized below. The Fund does not represent a complete investment program. You may lose money by investing in the Fund.

Fund shares are not bank deposits and are not guaranteed, endorsed or insured by the Federal Deposit Insurance Corporation or any other government agency, and are subject to investment risks, including possible loss of the principal invested.

The significance of any specific risk to an investment in the Fund will vary over time, depending on the composition of the Fund's portfolio, market conditions, and other factors. You should read all of the risk information presented below carefully, because any one or more of these risks may result in losses to the Fund.

**Proxy Portfolio Structure Risk:** Unlike traditional ETFs that provide daily disclosure of their portfolio holdings, the Fund does not disclose the daily holdings of the Actual Portfolio. Instead, the Fund discloses daily a Proxy Portfolio that is designed to reflect the economic exposure and risk characteristics of the Fund's Actual Portfolio on any given trading day. Although the Proxy Portfolio and Proxy Portfolio Disclosures are intended to provide authorized participants ("Authorized Participants") and other market participants with enough information to allow them to engage in effective arbitrage transactions that will keep the market price of the Fund's shares trading at or close to the underlying NAV per share of the Fund, while at the same time enabling them to establish cost-effective hedging strategies to reduce risk, there is a risk that market prices will vary significantly from the underlying NAV of the Fund. See "Premium/Discount Risk." Similarly, shares of the Fund may trade at a wider bid/ask spread than shares of traditional ETFs, and may therefore be more costly for investors to trade. See "Trading Issues Risk." Also, the Fund will incur expenses to license the Proxy Portfolio mechanism, which may impact shareholder returns. Additionally, the proxy mechanism itself may result in additional trading costs, which also may negatively impact shareholder returns. In addition, although the Proxy Portfolio is designed to protect the Fund from predatory practices such as front-running and free-riding, market participants may nevertheless be able to use the Proxy Portfolio and Proxy Portfolio Disclosures to engage in trading practices that disadvantage the Fund. See "Predatory Trading Practices Risk." The Fund will monitor on an ongoing basis the premium/discount between the market price and the NAV of the Fund's shares, but there can be no assurance that the Proxy Portfolio methodology will operate as intended. The Proxy Portfolio methodology is relatively novel and may not be an effective arbitrage mechanism under all market conditions. Similarly, the Proxy Portfolio methodology may be more prone to operational error than more traditional ETFs. The effectiveness of the Proxy Portfolio methodology as an arbitrage mechanism is contingent upon, among other things, the effectiveness of the Fund's Factor Model analysis in creating a Proxy Portfolio that performs in a manner substantially identical to the performance of the Fund's Actual Portfolio and the willingness of Authorized Participants and other market participants to trade based on the Proxy Portfolio. In the event that the Proxy Portfolio methodology does not result in effective arbitrage opportunities in the Fund shares, the Fund may exhibit wider premiums/discounts, bid/ask spreads and tracking error. At certain thresholds for such premiums/discounts, bid/ask spreads and tracking error, the Fund's Board of Trustees will consider possible remedial measures, which may include liquidation or conversion to a fully-transparent, active ETF or a mutual fund.

## Fund Summary

---

- **Premium/Discount Risk:** Shares of the Fund are listed for trading on the NYSE Arca, Inc. (the “NYSE Arca”) and are bought and sold in the secondary market at market prices that may differ from their most recent NAV. The market value of the Fund’s shares will fluctuate, in some cases materially, in response to changes in the Fund’s NAV, the intraday value of the Fund’s holdings, and the relative supply and demand for the Fund’s shares on the exchange. Although the Proxy Portfolio is intended to provide investors with enough information to allow for an effective arbitrage mechanism that will keep the market price of the Fund at or close to the Fund’s NAV, there is a risk (which may increase during periods of market disruption or volatility) that market prices for Fund shares will vary significantly from the Fund’s NAV. This risk may be greater for the Fund than for traditional ETFs that disclose their full portfolio holdings on a daily basis because the publication of the Proxy Portfolio does not provide the same level of transparency as the publication of the full portfolio by a fully transparent active ETF. This could cause the Fund’s shares to have wider bid/ask spreads and larger premiums/discounts than fully transparent ETFs using the same investment strategies. Disruptions to creations and redemptions, the existence of extreme market volatility or potential lack of an active trading market for shares may result in shares trading at a significant premium or discount to NAV and/or in a reduced liquidity of your investment. During such periods, you may be unable to sell your shares or may incur significant losses if you sell your shares. There are various methods by which investors can purchase and sell shares and various types of orders that may be placed. Investors should consult their financial intermediary before purchasing or selling shares of the Fund. If a shareholder purchases shares at a time when the market price is at a premium to the NAV or sells shares at a time when the market price is at a discount to the NAV, the shareholder may sustain losses.
- **Authorized Participant Concentration Risk:** Only an Authorized Participant may engage in creation or redemption transactions directly with the Fund. The Fund has a limited number of institutions that act as Authorized Participants, none of which are or will be obligated to engage in creation or redemption transactions. To the extent that these institutions exit the business or are unable to proceed with creation and/or redemption orders with respect to the Fund and no other Authorized Participant is able to step forward to create or redeem Creation Units, Fund shares may trade at a discount to NAV and possibly face trading halts and/or delisting. The Fund’s novel structure may affect the number of entities willing to act as Authorized Participants, and this risk may be exacerbated during times of market stress.
- **Predatory Trading Practices Risk:** Although the Fund seeks to benefit from keeping its portfolio holdings information secret, market participants may attempt to use the Proxy Portfolio and related Proxy Portfolio Disclosures to identify the Fund’s holdings and trading strategy. If successful, this could result in such market participants engaging in predatory trading practices that could harm the Fund and its shareholders. The Proxy Portfolio and related Proxy Portfolio Disclosures have been designed to minimize the risk that market participants could “reverse engineer” the Fund’s portfolio and investment strategy, but they may not be successful in this regard.
- **Trading Issues Risk:** Trading in Fund shares on the NYSE Arca may be halted in certain circumstances. If 10% or more of the Fund’s Actual Portfolio does not have readily available market quotations, the Fund will promptly request that the NYSE Arca halt trading in the Fund’s shares. Such trading halts may have a greater impact on the Fund compared to other ETFs due to its lack of transparency. If the trading of a security held in the Fund’s Actual Portfolio is halted or otherwise does not have readily available market quotations and the Adviser believes that the lack of any such readily available market quotations may affect the reliability of the Proxy Portfolio as an arbitrage vehicle or otherwise determines it is in the best interest of the Fund, the Adviser promptly will disclose on the Fund’s website the identity and weighting of such security for so long as such security’s trading is halted or otherwise does not have readily available market quotations and remains in the Actual Portfolio. There can be no assurance that the requirements of the NYSE Arca necessary to maintain the listing of the Fund will continue to be met. Because the Fund trades on the basis of a published Proxy Portfolio, it may trade at a wider bid/ask spread and may experience a wider premium/discount than traditional ETFs that publish their portfolios on a daily basis, and therefore, may cost investors more to trade especially during periods of market disruption or volatility.
- **Tracking Error Risk:** Although the Proxy Portfolio is designed to reflect the economic exposure and risk characteristics of the Fund’s Actual Portfolio on any given trading day, there is a risk that the performance of the Proxy Portfolio will diverge from the performance of the Actual Portfolio, potentially materially.

**Equity Securities Risk:** The value of the Fund’s investments in equity securities could be subject to unpredictable declines in the value of individual securities and periods of below-average performance in individual securities or in the equity market as a whole. Value stocks can perform differently from the market as a whole and from other types of stocks. Value stocks also present the risk that their lower valuations fairly reflect their business prospects and that investors will not agree that the stocks represent favorable investment opportunities, and they may fall out of favor with investors and underperform growth stocks during any given period. In the event an issuer is liquidated or declares bankruptcy, the claims of owners of the issuer’s bonds generally take precedence over the claims of those who own preferred stock or common stock. Securities of real estate-related companies and exchange-traded REITs in which the Fund may invest may be considered equity securities, thus subjecting the Fund to the risks of investing in equity securities generally.

**Market/Issuer Risk:** The market value of the Fund’s investments will move up and down, sometimes rapidly and unpredictably, based upon overall market and economic conditions, as well as a number of reasons that directly relate to the issuers of the Fund’s investments, such as management performance, financial condition and demand for the issuers’ goods and services.

**Market Trading Risk:** The Fund faces numerous market trading risks, including the potential lack of an active market for Fund shares or the Fund’s underlying portfolio securities, losses from trading in secondary markets, periods of high volatility and disruptions in the creation/redemption process. Any of these factors, among others, may lead to the Fund’s shares trading at a premium or discount to NAV. Accordingly, if a shareholder purchases Fund shares at a time when the market price is at a premium to the NAV, or sells shares at a time when the market price is at a discount to the NAV, the shareholder may sustain losses.

**Management Risk:** A strategy used by the Fund’s portfolio managers may fail to produce the intended result.



**Small- and Mid-Capitalization Companies Risk:** Compared to large-capitalization companies, small- and mid-capitalization companies are more likely to have limited product lines, markets or financial resources. Stocks of these companies often trade less frequently and in limited volume and their prices may fluctuate more than stocks of large-capitalization companies. As a result, it may be relatively more difficult for the Fund to buy and sell securities of small- and mid-capitalization companies.

**Liquidity Risk:** Liquidity risk is the risk that the Fund may be unable to find a buyer for its investments when it seeks to sell them or to receive the price it expects. Decreases in the number of financial institutions willing to make markets in the Fund's investments or in their capacity or willingness to transact may increase the Fund's exposure to this risk. Events that may lead to increased redemptions, such as market disruptions or increases in interest rates, may also negatively impact the liquidity of the Fund's investments when it needs to dispose of them. If the Fund is forced to sell its investments at an unfavorable time and/or under adverse conditions in order to meet redemption requests, such sales could negatively affect the Fund. During times of market turmoil, there may be no buyers or sellers for securities in certain asset classes. In other circumstances, liquid investments may become illiquid. Liquidity issues may also make it difficult to value the Fund's investments. The Fund may invest in liquid investments that become illiquid due to financial distress, or geopolitical events such as sanctions, trading halts or wars.

**Currency Risk:** Fluctuations in the exchange rates between different currencies may negatively affect an investment. The Fund may be subject to currency risk because it may invest in securities or other instruments denominated in, or that generate income denominated in, foreign currencies. The Fund may elect not to hedge currency risk, or may hedge such risk imperfectly, which may cause the Fund to incur losses that would not have been incurred had the risk been hedged.

**Cybersecurity and Technology Risk:** The Fund, its service providers, market makers, listing exchange, Authorized Participants and other market participants increasingly depend on complex information technology and communications systems, which are subject to a number of different threats and risks that could adversely affect the Fund and its shareholders. Cybersecurity and other operational and technology issues may result in financial losses to the Fund and its shareholders.

**Foreign Securities Risk:** Investments in foreign securities may be subject to greater political, economic, environmental, credit/counterparty and information risks. Foreign securities may be subject to higher volatility than U.S. securities, varying degrees of regulation and limited liquidity.

**Investments in Other Investment Companies Risk:** The Fund will indirectly bear the management, service and other fees of any other investment companies, including exchange-traded funds, in which it invests in addition to its own expenses.

**New and Smaller Sized Fund Risk:** The Fund is relatively new and has a limited operating history for investors to evaluate and may not be successful in implementing its investment strategies. The Fund may fail to attract sufficient assets to achieve or maintain economies of scale, which could result in the Fund being liquidated at any time without shareholder approval and at a time that may not be favorable for all shareholders. Smaller ETFs will have a lower public float and lower trading volumes, leading to wider bid/ask spreads.

**Operational Risk:** The Fund is exposed to operational risk arising from a number of factors, including but not limited to human error, processing and communication errors, errors of the Fund's service providers, market makers, listing exchange, Authorized Participants or the issuers of securities in which the Fund invests or with which they do business, failed or inadequate processes and technology or systems failures.

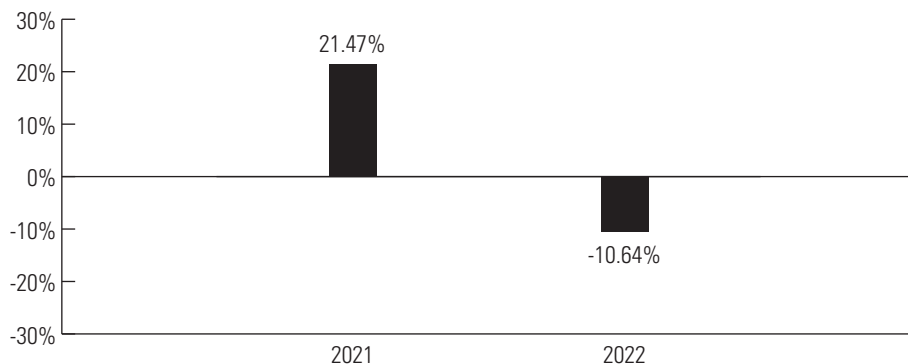
**REITs Risk:** Investments in the real estate industry, including REITs, are particularly sensitive to economic downturns and are sensitive to factors such as changes in real estate values, property taxes and tax laws, interest rates, cash flow of underlying real estate assets, occupancy rates, government regulations affecting zoning, land use and rents and the management skill and creditworthiness of the issuer. Companies in the real estate industry also may be subject to liabilities under environmental and hazardous waste laws. In addition, the value of a REIT is affected by changes in the value of the properties owned by the REIT or mortgage loans held by the REIT. REITs are also subject to default and prepayment risk. Many REITs are highly leveraged, increasing their risk. The Fund will indirectly bear its proportionate share of expenses, including management fees, paid by each REIT in which it invests in addition to the expenses of the Fund.

**Secondary Market Trading Risk:** Investors buying or selling shares of the Fund in the secondary market will pay brokerage commissions or other charges imposed by broker-dealers as determined by that broker. Brokerage commissions are often a fixed amount and may be a significant proportional cost for investors seeking to buy or sell relatively small amounts of shares.

### Risk/Return Bar Chart and Table

The bar chart and table shown below provide some indication of the risks of investing in the Fund by showing changes in the Fund's performance from year to year and by showing how the Fund's average annual returns for the one-year and life-of-fund periods compare to those of a broad measure of market performance. The Fund's past performance (before and after taxes) does not necessarily indicate how the Fund will perform in the future. Updated performance information is available online at [im.natixis.com](http://im.natixis.com) and/or by calling the Fund toll-free at 800-458-7452.

## Fund Summary



Highest Quarterly Return:  
First Quarter 2021, 10.41%

Lowest Quarterly Return:  
Second Quarter 2022, -11.11%

### Average Annual Total Returns

(for the periods ended December 31, 2022)

	Past 1 Year	Life of Fund (9/17/20)
Return Before Taxes	-10.64%	11.79%
Return After Taxes on Distributions	-11.59%	9.56%
Return After Taxes on Distributions and Sale of Fund Shares	-5.71%	8.55%
Russell Midcap <sup>®</sup> Value Index	-12.03%	12.76%

After-tax returns are calculated using the historical highest individual federal marginal income tax rates and do not reflect the impact of state and local taxes. Actual after-tax returns depend on an investor's tax situation and may differ from those shown. After-tax returns shown are not relevant to investors who hold their shares through tax-advantaged arrangements, such as 401(k) plans, qualified plans, education savings accounts, such as 529 plans, or individual retirement accounts. Index performance reflects no deduction for fees, expenses or taxes. The Return After Taxes on Distributions and Sale of Fund Shares for the 1-year period exceeds the Return Before Taxes due to an assumed tax benefit from losses on a sale of Fund shares at the end of the measurement period.

## Management

### Investment Adviser

Natixis Advisors

### Subadviser

Vaughan Nelson Investment Management, L.P. ("Vaughan Nelson")

### Portfolio Managers

Dennis G. Alff, CFA<sup>®</sup>, Lead Senior Portfolio Manager of Vaughan Nelson, has served as co-manager of the Fund since 2020.

Chad D. Fargason, Senior Portfolio Manager of Vaughan Nelson, has served as co-manager of the Fund since 2020.

Chris D. Wallis, CFA<sup>®</sup>, Chief Executive Officer and Lead Senior Portfolio Manager of Vaughan Nelson, has served as co-manager of the Fund since 2020.

## Purchase and Sale of Fund Shares

The Fund will issue and redeem shares at NAV only in large blocks of shares, typically 10,000 shares, called "Creation Units." Only a few financial institutions that are Authorized Participants are authorized to purchase and redeem Creation Units directly with the Fund. Creation Units are typically issued and redeemed in exchange for cash and/or the deposit or delivery of a basket of securities specified each day by the Fund as the securities in exchange for which the Fund will issue or redeem shares. *Except when aggregated in Creation Units, shares are not redeemable securities of the Fund.* The number of shares comprising a Creation Unit may change from time to time.

Individual shares of the Fund may only be purchased and sold in secondary market transactions through broker-dealers. Shares of the Fund are listed for trading on the NYSE Arca, and because shares trade at market prices rather than NAV, shares of the Fund may trade at a price greater than NAV (a premium) or less than NAV (a discount).

You may incur costs attributable to the difference between the highest price a buyer is willing to pay to purchase shares of the Fund (bid) and the lowest price a seller is willing to accept for shares of the Fund (ask) when buying or selling shares in the secondary market ("the bid/ask spread"). For more information, including recent information (when available) regarding the Fund's NAV, market price, premiums and discounts, and bid/ask spreads, please visit the Fund's website at [im.natixis.com](http://im.natixis.com).



### Tax Information

Fund distributions are generally taxable to you as ordinary income or capital gains, except for distributions to retirement plans and other investors that qualify for tax-advantaged treatment under U.S. federal income tax law generally. Investments in such tax-advantaged plans will generally be taxed only upon withdrawal of monies from the tax-advantaged arrangement.

### Payments to Broker-Dealers and Other Financial Intermediaries

If you purchase shares of the Fund through a broker-dealer or other financial intermediary (such as a bank), the Fund and its related companies may pay the intermediary for the sale of the Fund shares and related services. These payments may create a conflict of interest by influencing the broker-dealer or other intermediary and your salesperson to recommend the Fund over another investment. Ask your salesperson or visit your financial intermediary's website for more information.

# Natixis Vaughan Nelson Select ETF

## Investment Goal

The Fund seeks long-term capital appreciation.

## Fund Fees & Expenses

The following table describes the fees and expenses that you may pay if you buy, hold, and sell shares of the Fund. You may pay other fees, such as brokerage commissions and other fees to financial intermediaries, which are not reflected in this table. If such expenses were reflected, the expenses set forth below would be higher.

### Annual Fund Operating Expenses

(expenses that you pay each year as a percentage of the value of your investment)

	ETF
Management fees	0.70%
Distribution and/or service (12b-1) fees	0.00%
Other expenses	1.87%
Total annual fund operating expenses	2.57%
Fee waiver and/or expense reimbursement <sup>1</sup>	1.77%
Total annual fund operating expenses after fee waiver and/or expense reimbursement	0.80%

<sup>1</sup> Natixis Advisors, LLC ("Natixis Advisors" or the "Adviser") has given a binding contractual undertaking to the Fund to limit the amount of the Fund's total annual fund operating expenses to 0.80% of the Fund's average daily net assets, exclusive of brokerage expenses, interest expense, taxes, acquired fund fees and expenses, and organizational and extraordinary expenses, such as litigation and indemnification expenses. This undertaking is in effect through April 30, 2026 and may be terminated before then only with the consent of the Fund's Board of Trustees. The Adviser will be permitted to recover management fees waived and/or expenses reimbursed to the extent that expenses in later periods fall below both (1) the expense limitation ratio in place at the time such amounts were waived/reimbursed and (2) the Fund's current applicable expense limitation ratio. The Fund will not be obligated to repay any such waived/reimbursed fees and expenses more than one year after the end of the fiscal year in which the fees or expenses were waived/reimbursed.

### Example

This example is intended to help you compare the cost of investing in the Fund with the cost of investing in other funds. The example assumes that you invest \$10,000 in the Fund for the time periods indicated (whether or not shares are redeemed), and also assumes that your investment has a 5% return each year and that the Fund's operating expenses remain the same, except that the example is based on the Total Annual Fund Operating Expenses After Fee Waiver and/or Expense Reimbursement assuming that such waiver and/or reimbursement will only be in place through the date noted above and on the Total Annual Fund Operating Expenses for the remaining periods. The example does not take into account brokerage commissions and other fees to financial intermediaries that you may pay on your purchases and sales of shares of the Fund. It also does not include the transaction fees on purchases and redemptions of creation units ("Creation Units"), because those fees will not be imposed on retail investors. Although your actual costs may be higher or lower, based on these assumptions, your costs would be:

If shares are redeemed:	1 year	3 years	5 years	10 years
ETF	\$ 82	\$ 255	\$ 851	\$ 2,471

### Portfolio Turnover

The Fund pays transaction costs, such as commissions, when it buys and sells securities (or "turns over" its portfolio). A higher portfolio turnover rate may indicate higher transaction costs and may result in higher taxes for you if your Fund shares are held in a taxable account. These costs, which are not reflected in annual fund operating expenses or in the example, affect the Fund's performance. During its most recently ended fiscal year, the Fund's portfolio turnover rate was 55% of the average value of its portfolio.

## Investments, Risks and Performance

### Principal Investment Strategies

The Fund, under normal market conditions, will invest primarily in equity securities, including exchange-traded common stocks, exchange-traded preferred stocks and exchange-traded real estate investment trusts ("REITs"). The Fund is non-diversified, which means that it may invest a greater percentage of its assets in a particular issuer and may invest in fewer issuers than a diversified fund. Typically, the Fund's portfolio will generally hold 20 to 40 securities. The Fund may invest in companies with any market capitalization, although, it will typically focus its investments in mid- to large- capitalization companies. A company will be considered to be a mid- to large-capitalization company if its capitalization is \$5 billion or higher.

## Fund Summary

---

Vaughan Nelson Investment Management, L.P. ("Vaughan Nelson") invests in companies of all market capitalizations with a focus on those companies meeting Vaughan Nelson's return expectations.

Vaughan Nelson uses a bottom-up value oriented investment process in constructing the Fund's portfolio. Vaughan Nelson seeks companies with the following characteristics, although not all of the companies selected will have these attributes:

- Companies earning a positive return on capital with stable-to-improving returns.
- Companies valued at discount to their asset value.
- Companies with an attractive and sustainable dividend level.

In selecting investments for the Fund, Vaughan Nelson generally employs the following strategies:

- Vaughan Nelson employs a value-driven investment philosophy that selects securities selling at a relatively low value based on discounted cash flow models. Vaughan Nelson selects companies that it believes are out-of-favor or misunderstood.
- Vaughan Nelson starts with the entire U.S. exchange-traded equity investment universe. Vaughan Nelson then narrows the investment universe by using fundamental analysis to construct a portfolio of generally 20 to 40 securities.
- Vaughan Nelson uses fundamental analysis to construct a portfolio that, in the opinion of Vaughan Nelson, is made up of quality companies with the potential to provide significant increases in share price over a three year period.
- Vaughan Nelson will generally sell a security when it reaches Vaughan Nelson's price target or when the issuer shows a change in financial condition, competitive pressures, poor management decisions or internal or external forces reducing future expected returns from the investment thesis.

*Non-Transparent ETF with Proxy Portfolio Structure.* The Fund is a type of exchange traded fund ("ETF"). Unlike traditional ETFs, however, which generally publish their portfolio holdings on a daily basis, the Fund discloses a portfolio transparency substitute—the "Proxy Portfolio"—and certain related information about the relative performance of the Proxy Portfolio and the Fund's actual portfolio ("Actual Portfolio") holdings (the "Proxy Portfolio Disclosures"), which are intended to help keep the market price of the Fund's shares trading at or close to the underlying net asset value ("NAV") per share of the Fund. While the Proxy Portfolio includes some of the Fund's holdings, it is not the Fund's Actual Portfolio, and the Fund will not disclose the daily holdings of the Actual Portfolio. Although the Fund seeks to benefit from keeping its portfolio information secret, market participants may attempt to use the Proxy Portfolio to identify the Fund's trading strategy, which if successful, could result in such market participants engaging in certain predatory trading practices that may have the potential to harm the Fund and its shareholders. The Fund's exemptive relief limits the types of securities in which the Fund can invest, which may constrain the Fund's ability to implement its investment strategies. The Fund is actively-managed and does not intend to track an index.

### Principal Investment Risks

The principal risks of investing in the Fund are summarized below. The Fund does not represent a complete investment program. You may lose money by investing in the Fund.

Fund shares are not bank deposits and are not guaranteed, endorsed or insured by the Federal Deposit Insurance Corporation or any other government agency, and are subject to investment risks, including possible loss of the principal invested.

The significance of any specific risk to an investment in the Fund will vary over time, depending on the composition of the Fund's portfolio, market conditions, and other factors. You should read all of the risk information presented below carefully, because any one or more of these risks may result in losses to the Fund.

**Proxy Portfolio Structure Risk:** Unlike traditional ETFs that provide daily disclosure of their portfolio holdings, the Fund does not disclose the daily holdings of the Actual Portfolio. Instead, the Fund discloses daily a Proxy Portfolio that is designed to reflect the economic exposure and risk characteristics of the Fund's Actual Portfolio on any given trading day. Although the Proxy Portfolio and Proxy Portfolio Disclosures are intended to provide authorized participants ("Authorized Participants") and other market participants with enough information to allow them to engage in effective arbitrage transactions that will keep the market price of the Fund's shares trading at or close to the underlying NAV per share of the Fund, while at the same time enabling them to establish cost-effective hedging strategies to reduce risk, there is a risk that market prices will vary significantly from the underlying NAV of the Fund. See "Premium/Discount Risk." Similarly, shares of the Fund may trade at a wider bid/ask spread than shares of traditional ETFs, and may therefore be more costly for investors to trade. See "Trading Issues Risk." Also, the Fund will incur expenses to license the Proxy Portfolio mechanism, which may impact shareholder returns. Additionally, the proxy mechanism itself may result in additional trading costs, which also may negatively impact shareholder returns. In addition, although the Proxy Portfolio is designed to protect the Fund from predatory practices such as front-running and free-riding, market participants may nevertheless be able to use the Proxy Portfolio and Proxy Portfolio Disclosures to engage in trading practices that disadvantage the Fund. See "Predatory Trading Practices Risk." The Fund will monitor on an ongoing basis the premium/discount between the market price and the NAV of the Fund's shares, but there can be no assurance that the Proxy Portfolio methodology will operate as intended. The Proxy Portfolio methodology is relatively novel and may not be an effective arbitrage mechanism under all market conditions. Similarly, the Proxy Portfolio methodology may be more prone to operational error than more traditional ETFs. The effectiveness of the Proxy Portfolio methodology as an arbitrage mechanism is contingent upon, among other things, the effectiveness of the Fund's Factor Model analysis in creating a Proxy Portfolio that performs in a manner substantially identical to the performance of the Fund's Actual Portfolio and the willingness of Authorized Participants and other market participants to trade based on the Proxy Portfolio. In the event that the Proxy Portfolio methodology does not result in effective arbitrage opportunities in the Fund shares, the Fund may exhibit wider premiums/discounts, bid/ask spreads and tracking error. At certain thresholds for such premiums/discounts, bid/ask spreads and tracking error, the Fund's Board of Trustees will consider possible remedial measures, which may include liquidation or conversion to a fully-transparent, active ETF or a mutual fund.

- **Premium/Discount Risk:** Shares of the Fund are listed for trading on the NYSE Arca, Inc. (the “NYSE Arca”) and are bought and sold in the secondary market at market prices that may differ from their most recent NAV. The market value of the Fund’s shares will fluctuate, in some cases materially, in response to changes in the Fund’s NAV, the intraday value of the Fund’s holdings, and the relative supply and demand for the Fund’s shares on the exchange. Although the Proxy Portfolio is intended to provide investors with enough information to allow for an effective arbitrage mechanism that will keep the market price of the Fund at or close to the Fund’s NAV, there is a risk (which may increase during periods of market disruption or volatility) that market prices for Fund shares will vary significantly from the Fund’s NAV. This risk may be greater for the Fund than for traditional ETFs that disclose their full portfolio holdings on a daily basis because the publication of the Proxy Portfolio does not provide the same level of transparency as the publication of the full portfolio by a fully transparent active ETF. This could cause the Fund’s shares to have wider bid/ask spreads and larger premiums/discounts than fully transparent ETFs using the same investment strategies. Disruptions to creations and redemptions, the existence of extreme market volatility or potential lack of an active trading market for shares may result in shares trading at a significant premium or discount to NAV and/or in a reduced liquidity of your investment. During such periods, you may be unable to sell your shares or may incur significant losses if you sell your shares. There are various methods by which investors can purchase and sell shares and various types of orders that may be placed. Investors should consult their financial intermediary before purchasing or selling shares of the Fund. If a shareholder purchases shares at a time when the market price is at a premium to the NAV or sells shares at a time when the market price is at a discount to the NAV, the shareholder may sustain losses.
- **Authorized Participant Concentration Risk:** Only an Authorized Participant may engage in creation or redemption transactions directly with the Fund. The Fund has a limited number of institutions that act as Authorized Participants, none of which are or will be obligated to engage in creation or redemption transactions. To the extent that these institutions exit the business or are unable to proceed with creation and/or redemption orders with respect to the Fund and no other Authorized Participant is able to step forward to create or redeem Creation Units, Fund shares may trade at a discount to NAV and possibly face trading halts and/or delisting. The Fund’s novel structure may affect the number of entities willing to act as Authorized Participants, and this risk may be exacerbated during times of market stress.
- **Predatory Trading Practices Risk:** Although the Fund seeks to benefit from keeping its portfolio holdings information secret, market participants may attempt to use the Proxy Portfolio and related Proxy Portfolio Disclosures to identify the Fund’s holdings and trading strategy. If successful, this could result in such market participants engaging in predatory trading practices that could harm the Fund and its shareholders. The Proxy Portfolio and related Proxy Portfolio Disclosures have been designed to minimize the risk that market participants could “reverse engineer” the Fund’s portfolio and investment strategy, but they may not be successful in this regard.
- **Trading Issues Risk:** Trading in Fund shares on the NYSE Arca may be halted in certain circumstances. If 10% or more of the Fund’s Actual Portfolio does not have readily available market quotations, the Fund will promptly request that the NYSE Arca halt trading in the Fund’s shares. Such trading halts may have a greater impact on the Fund compared to other ETFs due to its lack of transparency. If the trading of a security held in the Fund’s Actual Portfolio is halted or otherwise does not have readily available market quotations and the Adviser believes that the lack of any such readily available market quotations may affect the reliability of the Proxy Portfolio as an arbitrage vehicle or otherwise determines it is in the best interest of the Fund, the Adviser promptly will disclose on the Fund’s website the identity and weighting of such security for so long as such security’s trading is halted or otherwise does not have readily available market quotations and remains in the Actual Portfolio. There can be no assurance that the requirements of the NYSE Arca necessary to maintain the listing of the Fund will continue to be met. Because the Fund trades on the basis of a published Proxy Portfolio, it may trade at a wider bid/ask spread and may experience a wider premium/discount than traditional ETFs that publish their portfolios on a daily basis, and therefore, may cost investors more to trade especially during periods of market disruption or volatility.
- **Tracking Error Risk:** Although the Proxy Portfolio is designed to reflect the economic exposure and risk characteristics of the Fund’s Actual Portfolio on any given trading day, there is a risk that the performance of the Proxy Portfolio will diverge from the performance of the Actual Portfolio, potentially materially.

**Currency Risk:** Fluctuations in the exchange rates between different currencies may negatively affect an investment. The Fund may be subject to currency risk because it may invest in securities or other instruments denominated in, or that generate income denominated in, foreign currencies. The Fund may elect not to hedge currency risk, or may hedge such risk imperfectly, which may cause the Fund to incur losses that would not have been incurred had the risk been hedged.

**Equity Securities Risk:** The value of the Fund’s investments in equity securities could be subject to unpredictable declines in the value of individual securities and periods of below-average performance in individual securities or in the equity market as a whole. In the event an issuer is liquidated or declares bankruptcy, the claims of owners of the issuer’s bonds generally take precedence over the claims of those who own preferred stock or common stock. Securities of real estate-related companies and exchange-traded REITs in which the Fund may invest may be considered equity securities, thus subjecting the Fund to the risks of investing in equity securities generally.

**Non-Diversification Risk:** Compared with other mutual funds, the Fund may invest a greater percentage of its assets in a particular issuer and may invest in fewer issuers. Therefore, the Fund may have more risk because changes in the value of a single security or the impact of a single economic, political or regulatory occurrence may have a greater adverse impact on the Fund’s net asset value.

**Market/Issuer Risk:** The market value of the Fund’s investments will move up and down, sometimes rapidly and unpredictably, based upon overall market and economic conditions, as well as a number of reasons that directly relate to the issuers of the Fund’s investments, such as management performance, financial condition and demand for the issuers’ goods and services.

**Market Trading Risk:** The Fund faces numerous market trading risks, including the potential lack of an active market for Fund shares or the Fund’s underlying portfolio securities, losses from trading in secondary markets, periods of high volatility and disruptions in the creation/redemption process. Any of

## Fund Summary

these factors, among others, may lead to the Fund's shares trading at a premium or discount to NAV. Accordingly, if a shareholder purchases Fund shares at a time when the market price is at a premium to the NAV, or sells shares at a time when the market price is at a discount to the NAV, the shareholder may sustain losses.

**Management Risk:** A strategy used by the Fund's portfolio managers may fail to produce the intended result.

**Liquidity Risk:** Liquidity risk is the risk that the Fund may be unable to find a buyer for its investments when it seeks to sell them or to receive the price it expects. Decreases in the number of financial institutions willing to make markets in the Fund's investments or in their capacity or willingness to transact may increase the Fund's exposure to this risk. Events that may lead to increased redemptions, such as market disruptions or increases in interest rates, may also negatively impact the liquidity of the Fund's investments when it needs to dispose of them. If the Fund is forced to sell its investments at an unfavorable time and/or under adverse conditions in order to meet redemption requests, such sales could negatively affect the Fund. During times of market turmoil, there may be no buyers or sellers for securities in certain asset classes. In other circumstances, liquid investments may become illiquid. Liquidity issues may also make it difficult to value the Fund's investments. The Fund may invest in liquid investments that become illiquid due to financial distress, or geopolitical events such as sanctions, trading halts or wars.

**Cybersecurity and Technology Risk:** The Fund, its service providers, market makers, listing exchange, Authorized Participants and other market participants increasingly depend on complex information technology and communications systems, which are subject to a number of different threats and risks that could adversely affect the Fund and its shareholders. Cybersecurity and other operational and technology issues may result in financial losses to the Fund and its shareholders.

**Foreign Securities Risk:** Investments in foreign securities may be subject to greater political, economic, environmental, credit/counterparty and information risks. Foreign securities may be subject to higher volatility than U.S. securities, varying degrees of regulation and limited liquidity.

**New and Smaller Sized Fund Risk:** The Fund is relatively new and has a limited operating history for investors to evaluate and may not be successful in implementing its investment strategies. The Fund may fail to attract sufficient assets to achieve or maintain economies of scale, which could result in the Fund being liquidated at any time without shareholder approval and at a time that may not be favorable for all shareholders. Smaller ETFs will have a lower public float and lower trading volumes, leading to wider bid/ask spreads.

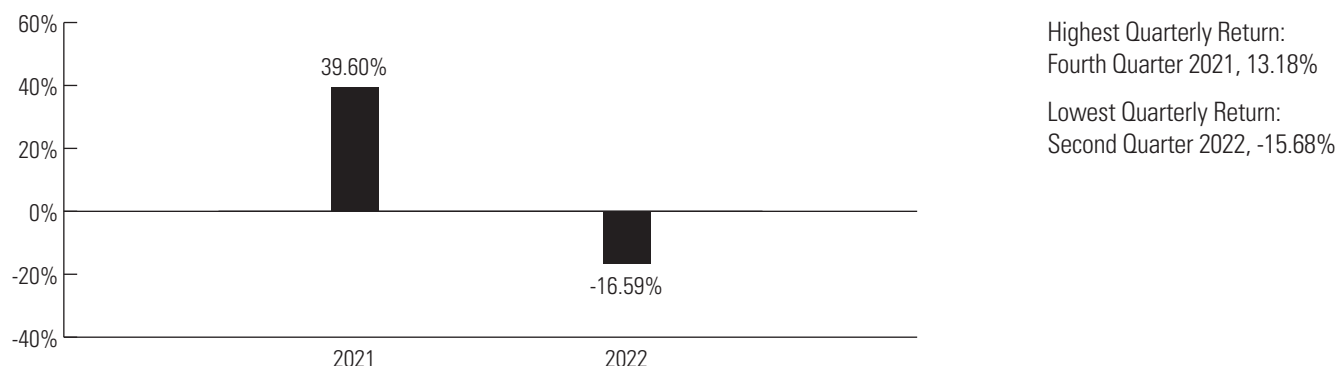
**Operational Risk:** The Fund is exposed to operational risk arising from a number of factors, including but not limited to human error, processing and communication errors, errors of the Fund's service providers, market makers, listing exchange, Authorized Participants or the issuers of securities in which the Fund invests or with which they do business, failed or inadequate processes and technology or systems failures.

**REITs Risk:** Investments in the real estate industry, including REITs, are particularly sensitive to economic downturns and are sensitive to factors such as changes in real estate values, property taxes and tax laws, interest rates, cash flow of underlying real estate assets, occupancy rates, government regulations affecting zoning, land use and rents and the management skill and creditworthiness of the issuer. Companies in the real estate industry also may be subject to liabilities under environmental and hazardous waste laws. In addition, the value of a REIT is affected by changes in the value of the properties owned by the REIT or mortgage loans held by the REIT. REITs are also subject to default and prepayment risk. Many REITs are highly leveraged, increasing their risk. The Fund will indirectly bear its proportionate share of expenses, including management fees, paid by each REIT in which it invests in addition to the expenses of the Fund.

**Secondary Market Trading Risk:** Investors buying or selling shares of the Fund in the secondary market will pay brokerage commissions or other charges imposed by broker-dealers as determined by that broker. Brokerage commissions are often a fixed amount and may be a significant proportional cost for investors seeking to buy or sell relatively small amounts of shares.

### Risk/Return Bar Chart and Table

The bar chart and table shown below provide some indication of the risks of investing in the Fund by showing changes in the Fund's performance from year to year and by showing how the Fund's average annual returns for the one-year and life-of-fund periods compare to those of a broad measure of market performance. The Fund's past performance (before and after taxes) does not necessarily indicate how the Fund will perform in the future. Updated performance information is available online at [im.natixis.com](http://im.natixis.com) and/or by calling the Fund toll-free at 800-458-7452.



## Fund Summary

### Average Annual Total Returns

(for the periods ended December 31, 2022)

	Past 1 Year	Life of Fund (9/17/20)
Return Before Taxes	-16.59%	11.57%
Return After Taxes on Distributions	-18.17%	7.54%
Return After Taxes on Distributions and Sale of Fund Shares	-9.20%	7.86%
S&P 500 <sup>®</sup> Index	-18.11%	7.26%

After-tax returns are calculated using the historical highest individual federal marginal income tax rates and do not reflect the impact of state and local taxes. Actual after-tax returns depend on an investor's tax situation and may differ from those shown. After-tax returns shown are not relevant to investors who hold their shares through tax-advantaged arrangements, such as 401(k) plans, qualified plans, education savings accounts, such as 529 plans, or individual retirement accounts. Index performance reflects no deduction for fees, expenses or taxes. The Return After Taxes on Distributions and Sale of Fund Shares for the 1-year period exceeds the Return Before Taxes due to an assumed tax benefit from losses on a sale of Fund shares at the end of the measurement period.

## Management

### Investment Adviser

Natixis Advisors

### Subadviser

Vaughan Nelson Investment Management, L.P. ("Vaughan Nelson")

### Portfolio Managers

Scott J. Weber, CFA<sup>®</sup>, Lead Senior Portfolio Manager of Vaughan Nelson, has served as co-manager of the Fund since 2020.

Chris D. Wallis, CFA<sup>®</sup>, Chief Executive Officer and Lead Senior Portfolio Manager of Vaughan Nelson, has served as co-manager of the Fund since 2020.

## Purchase and Sale of Fund Shares

The Fund will issue and redeem shares at NAV only in large blocks of shares, typically 10,000 shares, called "Creation Units." Only a few financial institutions that are Authorized Participants are authorized to purchase and redeem Creation Units directly with the Fund. Creation Units are typically issued and redeemed in exchange for cash and/or the deposit or delivery of a basket of securities specified each day by the Fund as the securities in exchange for which the Fund will issue or redeem shares. *Except when aggregated in Creation Units, shares are not redeemable securities of the Fund.* The number of shares comprising a Creation Unit may change from time to time.

Individual shares of the Fund may only be purchased and sold in secondary market transactions through broker-dealers. Shares of the Fund are listed for trading on the NYSE Arca, and because shares trade at market prices rather than NAV, shares of the Fund may trade at a price greater than NAV (a premium) or less than NAV (a discount).

You may incur costs attributable to the difference between the highest price a buyer is willing to pay to purchase shares of the Fund (bid) and the lowest price a seller is willing to accept for shares of the Fund (ask) when buying or selling shares in the secondary market ("the bid/ask spread"). For more information, including recent information (when available) regarding the Fund's NAV, market price, premiums and discounts, and bid/ask spreads, please visit the Fund's website at [im.natixis.com](http://im.natixis.com).

## Tax Information

Fund distributions are generally taxable to you as ordinary income or capital gains, except for distributions to retirement plans and other investors that qualify for tax-advantaged treatment under U.S. federal income tax law generally. Investments in such tax-advantaged plans will generally be taxed only upon withdrawal of monies from the tax-advantaged arrangement.

## Payments to Broker-Dealers and Other Financial Intermediaries

If you purchase shares of the Fund through a broker-dealer or other financial intermediary (such as a bank), the Fund and its related companies may pay the intermediary for the sale of the Fund shares and related services. These payments may create a conflict of interest by influencing the broker-dealer or other intermediary and your salesperson to recommend the Fund over another investment. Ask your salesperson or visit your financial intermediary's website for more information.



# More About Goals and Strategies

## Natixis U.S. Equity Opportunities ETF

### Investment Goal

The Fund seeks long-term growth of capital. The Fund's investment goal may be changed without shareholder approval. The Fund will provide 60 days' prior written notice to shareholders before changing the investment goal.

### Principal Investment Strategies

Under normal circumstances, the Fund will invest at least 80% of its assets in equity securities. Equity securities may include exchange-traded common stocks and exchange-traded preferred stocks. Under normal circumstances, the Fund will invest at least 80% of its assets in securities of U.S. issuers. The Fund's approach to equity investing combines the styles of two subadvisers in selecting securities for each of the Fund's segments. The segments and their subadvisers are listed below.

- **Harris Associates - Large Cap Value segment** - Under normal circumstances, the Large Cap Value segment of the Fund managed by Harris Associates L.P. ("Harris Associates") will invest primarily in the exchange-traded common stocks of larger-capitalization companies that Harris Associates believes are trading at a substantial discount to the company's "intrinsic value." By "intrinsic value," Harris Associates means its estimate of the price a knowledgeable buyer would pay to acquire the entire business. Harris Associates believes that investing in securities priced significantly below what Harris Associates believes is a company's intrinsic value presents the best opportunity to achieve the Fund's investment objectives. Harris Associates usually sells a security when the price approaches its estimated value and monitors each holding and adjusts its price targets as warranted to reflect changes in the issuer's fundamentals. In determining whether an issuer is a U.S. or foreign issuer for the Harris Associates – Large Cap Value segment, Harris Associates considers various factors, including its country of domicile, the primary stock exchange on which it trades, the location from which the majority of its revenue comes, and its reporting currency.
- **Loomis Sayles - All Cap Growth segment** - Under normal circumstances, the All Cap Growth segment of the Fund, managed by Loomis, Sayles & Company, L.P. ("Loomis Sayles"), will invest primarily in exchange-traded equity securities, including exchange-traded common stocks and exchange-traded American Depositary Receipts ("ADRs"). This segment may invest in companies of any size. The segment normally invests across a wide range of sectors and industries. The segment's portfolio manager employs a growth style of equity management that emphasizes companies with sustainable competitive advantages versus others, long-term structural growth drivers that will lead to above-average future cash flow growth, attractive cash flow returns on invested capital, and management teams focused on creating long-term value for shareholders. The segment's portfolio manager aims to invest in companies when they trade at a significant discount to the estimate of intrinsic value (i.e., companies with share prices trading significantly below what the portfolio manager believes the share price should be). The segment will consider selling a portfolio investment when the portfolio manager believes an unfavorable structural change occurs within a given business or the markets in which it operates, a critical underlying investment assumption is flawed, when a more attractive reward-to-risk opportunity becomes available, when the portfolio manager believes the current price fully reflects intrinsic value, or for other investment reasons which the portfolio manager deems appropriate. Although certain equity securities purchased by the Loomis Sayles – All Cap Growth segment of the Fund may be issued by domestic companies incorporated outside of the United States, Loomis Sayles does not consider these securities to be foreign if they are included in the U.S. equity indices published by S&P Global Ratings or Russell Investments or if the security's country of risk defined by Bloomberg is the United States.

Subject to the allocation policy adopted by the Fund's Board of Trustees, Natixis Advisors generally allocates capital invested in the Fund equally (i.e., 50%) between its two segments. Under the allocation policy, Natixis Advisors may also allocate capital away from or towards each segment from time to time and may reallocate capital between the segments. Each subadviser manages its segment of the Fund's assets in accordance with its distinct investment style and strategy.

The Fund may also:

- Invest in exchange-traded real estate investment trusts ("REITs").
- Invest in common stocks listed on a foreign exchange that trade on such exchange contemporaneously with the shares of the Fund.
- Invest in exchange-traded ADRs.

**Non-Transparent ETF with Proxy Portfolio Structure.** The Fund is a type of exchange traded fund ("ETF"). Unlike traditional ETFs, however, which generally publish their portfolio holdings on a daily basis, the Fund discloses a portfolio transparency substitute—the "Proxy Portfolio"—and certain related information about the relative performance of the Proxy Portfolio and the Fund's actual portfolio ("Actual Portfolio") holdings (the "Proxy Portfolio Disclosures"), which are intended to help keep the market price of the Fund's shares trading at or close to the underlying net asset value ("NAV") per share of the Fund. While the Proxy Portfolio includes some of the Fund's holdings, it is not the Fund's Actual Portfolio. The Fund will not disclose the daily holdings of the Actual Portfolio and will not require a minimum overlap of holdings between the Proxy Portfolio and Actual Portfolio. Although the Fund seeks to benefit from keeping its portfolio information secret, market participants may attempt to use the Proxy Portfolio to identify the Fund's trading strategy, which if successful, could result in such market participants engaging in certain predatory trading practices that may have the potential to harm the Fund and its shareholders. The Fund's exemptive relief limits the types of securities in which the Fund can invest, which may constrain the Fund's ability to implement its investment strategies. The Fund is actively-managed and does not intend to track an index.

## Natixis Vaughan Nelson Mid Cap ETF

### Investment Goal

The Fund seeks long-term capital appreciation. The Fund's investment goal may be changed without shareholder approval. The Fund will provide 60 days' prior written notice to shareholders before changing the investment goal.

### Principal Investment Strategies

Under normal circumstances, the Fund will invest at least 80% of its assets in companies that, at the time of purchase, have market capitalizations within the capitalization range of the Russell Midcap<sup>®</sup> Value Index. The Russell Midcap<sup>®</sup> Value Index is an unmanaged index that measures the performance of companies with lower price to book ratios and lower forecasted growth values within the broader Russell Midcap<sup>®</sup> Value Index. While the market capitalization range for the Russell Midcap<sup>®</sup> Value Index fluctuates, at December 31, 2022, it was \$306.4 million to \$52.8 billion. However, the Fund may invest up to 20% of its assets in companies with smaller or larger capitalizations. Equity securities may take the form of exchange-traded stock (e.g., common and preferred exchange-traded stocks) in corporations and exchange-traded real estate investment trusts ("REITs").

Vaughan Nelson Investment Management, L.P. ("Vaughan Nelson") invests in medium-capitalization companies with a focus on those companies meeting Vaughan Nelson's return expectations. Vaughan Nelson uses a bottom-up value oriented investment process in constructing the Fund's portfolio. Vaughan Nelson seeks companies with the following characteristics, although not all of the companies selected will have these attributes:

- Companies earning a positive return on capital with stable-to-improving returns.
- Companies valued at a discount to their asset value.
- Companies with an attractive and sustainable dividend level.

In selecting investments for the Fund, Vaughan Nelson generally employs the following strategies:

- Vaughan Nelson employs a value-driven investment philosophy that selects stocks selling at a relatively low value based on business fundamentals, economic margin analysis and discounted cash flow models. Vaughan Nelson selects companies that it believes are out of favor or misunderstood.
- Vaughan Nelson uses fundamental analysis to construct a portfolio that, in the opinion of Vaughan Nelson, is made up of quality companies with the potential to provide significant increases in share price over a three year period.
- Vaughan Nelson will generally sell a security when it reaches Vaughan Nelson's price target or when the issuer shows a change in financial condition, competitive pressures, poor management decisions or internal or external forces reducing future expected returns from those expected at the time of investment.

The Fund may also:

- Invest in exchange-traded preferred stock.
- Invest in common stocks listed on a foreign exchange that trade on such exchange contemporaneously with the shares of the Fund.
- Invest in other investment companies, to the extent permitted by the Investment Company Act of 1940, as amended (the "1940 Act").

*Non-Transparent ETF with Proxy Portfolio Structure.* The Fund is a type of exchange traded fund ("ETF"). Unlike traditional ETFs, however, which generally publish their portfolio holdings on a daily basis, the Fund discloses a portfolio transparency substitute—the "Proxy Portfolio"—and certain related information about the relative performance of the Proxy Portfolio and the Fund's actual portfolio ("Actual Portfolio") holdings (the "Proxy Portfolio Disclosures"), which are intended to help keep the market price of the Fund's shares trading at or close to the underlying net asset value ("NAV") per share of the Fund. While the Proxy Portfolio includes some of the Fund's holdings, it is not the Fund's Actual Portfolio. The Fund will not disclose the daily holdings of the Actual Portfolio and will not require a minimum overlap of holdings between the Proxy Portfolio and Actual Portfolio. Although the Fund seeks to benefit from keeping its portfolio information secret, market participants may attempt to use the Proxy Portfolio to identify the Fund's trading strategy, which if successful, could result in such market participants engaging in certain predatory trading practices that may have the potential to harm the Fund and its shareholders. The Fund's exemptive relief limits the types of securities in which the Fund can invest, which may constrain the Fund's ability to implement its investment strategies. The Fund is actively-managed and does not intend to track an index.

## Natixis Vaughan Nelson Select ETF

### Investment Goal

The Fund seeks long-term capital appreciation. The Fund's investment goal may be changed without shareholder approval. The Fund will provide 60 days' prior notice to shareholders before changing the investment goal.

### Principal Investment Strategies

The Fund, under normal market conditions, will invest primarily in equity securities, including exchange-traded common stocks, exchange-traded preferred stocks and exchange-traded real estate investment trusts ("REITs"). The Fund is non-diversified, which means that it may invest a greater percentage of its assets in a particular issuer and may invest in fewer issuers than a diversified fund. Typically, the Fund's portfolio will generally hold 20 to 40 securities. The Fund may invest in companies with any market capitalization, although, it will typically focus its investments in mid- to large- capitalization companies. A company will be considered to be a mid- to large-capitalization company if its capitalization is \$5 billion or higher.



Vaughan Nelson Investment Management, L.P. (“Vaughan Nelson”) invests in companies of all market capitalizations with a focus on those companies meeting Vaughan Nelson’s return expectations.

Vaughan Nelson uses a bottom-up value oriented investment process in constructing the Fund’s portfolio. Vaughan Nelson seeks companies with the following characteristics, although not all of the companies selected will have these attributes:

- Companies earning a positive return on capital with stable-to-improving returns.
- Companies valued at discount to their asset value.
- Companies with an attractive and sustainable dividend level.

In selecting investments for the Fund, Vaughan Nelson generally employs the following strategies:

- Vaughan Nelson employs a value-driven investment philosophy that selects securities selling at a relatively low value based on discounted cash flow models. Vaughan Nelson selects companies that it believes are out-of-favor or misunderstood.
- Vaughan Nelson starts with the entire U.S. exchange-traded equity investment universe. Vaughan Nelson then narrows the investment universe by using fundamental analysis to construct a portfolio of generally 20 to 40 securities.
- Vaughan Nelson uses fundamental analysis to construct a portfolio that, in the opinion of Vaughan Nelson, is made up of quality companies with the potential to provide significant increases in share price over a three year period.
- Vaughan Nelson will generally sell a security when it reaches Vaughan Nelson’s price target or when the issuer shows a change in financial condition, competitive pressures, poor management decisions or internal or external forces reducing future expected returns from the investment thesis.

The Fund also may:

- Invest in common stocks listed on a foreign exchange that trade on such exchange contemporaneously with the shares of the Fund.
- Invest in exchange-traded REITs.
- Invest in exchange-traded American Depositary Receipts (“ADRs”).

*Non-Transparent ETF with Proxy Portfolio Structure.* The Fund is a type of exchange traded fund (“ETF”). Unlike traditional ETFs, however, which generally publish their portfolio holdings on a daily basis, the Fund discloses a portfolio transparency substitute—the “Proxy Portfolio”—and certain related information about the relative performance of the Proxy Portfolio and the Fund’s actual portfolio (“Actual Portfolio”) holdings (the “Proxy Portfolio Disclosures”), which are intended to help keep the market price of the Fund’s shares trading at or close to the underlying net asset value (“NAV”) per share of the Fund. While the Proxy Portfolio includes some of the Fund’s holdings, it is not the Fund’s Actual Portfolio. The Fund will not disclose the daily holdings of the Actual Portfolio and will not require a minimum overlap of holdings between the Proxy Portfolio and Actual Portfolio. Although the Fund seeks to benefit from keeping its portfolio information secret, market participants may attempt to use the Proxy Portfolio to identify the Fund’s trading strategy, which if successful, could result in such market participants engaging in certain predatory trading practices that may have the potential to harm the Fund and its shareholders. The Fund’s exemptive relief limits the types of securities in which the Fund can invest, which may constrain the Fund’s ability to implement its investment strategies. The Fund is actively-managed and does not intend to track an index.

## More About Risks

This section provides more information on certain principal risks that may affect a Fund’s portfolio, as well as information on additional risks a Fund may be subject to because of its investments or practices. In seeking to achieve its investment goals, a Fund may also invest in various types of securities and engage in various investment practices which are not a principal focus of a Fund and therefore are not described in this Prospectus. These securities and investment practices and their associated risks are discussed in the Funds’ SAI, which is available without charge upon request (see back cover). The significance of any specific risk to an investment in a Fund will vary over time, depending on the composition of the Fund’s portfolio, market conditions, and other factors. You should read all of the risk information presented below carefully, because any one or more of these risks may result in losses to a Fund.

Fund shares are not bank deposits and are not guaranteed, endorsed or insured by the Federal Deposit Insurance Corporation or any other government agency, and are subject to investment risks, including possible loss of the principal invested.

### Proxy Portfolio Structure Risk

Unlike traditional ETFs that provide daily disclosure of their portfolio holdings, the Funds do not disclose the daily holdings of the Actual Portfolio. Instead, a Fund discloses a Proxy Portfolio daily that is designed to reflect the economic exposure and risk characteristics of the Fund’s Actual Portfolio on any given trading day. Although the Proxy Portfolio and Proxy Portfolio Disclosures are intended to provide authorized participants (“Authorized Participants”) and other market participants with enough information to allow them to engage in effective arbitrage transactions that will keep the market price of a Fund’s shares trading at or close to the underlying NAV per share of the Fund, while at the same time enabling them to establish cost-effective hedging strategies to reduce risk, there is a risk that market prices will vary significantly from the underlying NAV of the Fund. See “Premium/Discount Risk.” Similarly, shares of the Fund may trade at a wider bid/ask spread than shares of traditional ETFs, and may therefore be more costly for investors to trade. See “Trading Issues Risk.” Also, the Fund will incur expenses to license the Proxy Portfolio mechanism, which may impact shareholder returns. Additionally, the proxy mechanism itself may result in additional trading costs, which also may negatively impact shareholder returns. In addition, although the Proxy Portfolio is designed to protect a Fund from predatory practices such as front-running and free-riding, market participants may nevertheless be able to use the Proxy Portfolio and Proxy Portfolio

Disclosures to engage in trading practices that disadvantage the Fund. See “Predatory Trading Practices Risk.” A Fund will monitor on an ongoing basis the premium/discount between the market price and the NAV of the Fund’s shares, but there can be no assurance that the Proxy Portfolio methodology will operate as intended. The Proxy Portfolio methodology is relatively novel and may not be an effective arbitrage mechanism under all market conditions. Similarly, the Proxy Portfolio methodology may be more prone to operational errors than more traditional ETFs. The effectiveness of the Proxy Portfolio methodology as an arbitrage mechanism is contingent upon, among other things, the effectiveness of the Fund’s Factor Model analysis in creating a Proxy Portfolio that performs in a manner substantially identical to the performance of the Fund’s Actual Portfolio and the willingness of Authorized Participants and other market participants to trade based on the Proxy Portfolio. In the event that the Proxy Portfolio methodology does not result in effective arbitrage opportunities in a Fund’s shares, the Fund may exhibit wider premiums/discounts, bid/ask spreads and tracking error. At certain thresholds for such premiums/discounts, bid/ask spreads and tracking error, the Fund’s Board of Trustees will consider possible remedial measures, which may include liquidation or conversion to a fully-transparent, active ETF or a mutual fund.

The Funds, their service providers, Authorized Participants, and the relevant listing exchange are subject to operational risks arising from, among other things, human error, systems and technology errors and disruptions, failed or inadequate controls, and fraud. These errors may adversely affect a Fund’s operations, including its ability to execute its investment process, calculate or disseminate its NAV or intraday value of the Fund’s holdings in a timely or accurate manner, and accurately process creations or redemptions. These issues could, for example, cause the Fund to sell or repurchase its share at incorrect prices, or result in the market prices of the Fund’s shares deviating materially from NAV. While the Funds seek to minimize such events through controls and oversight, there may still be failures and a Fund may be unable to recover any damages associated with such failures. These failures may have a material adverse effect on the Fund’s returns.

- **Premium/Discount Risk** Shares of the Funds are listed for trading on the NYSE Arca and are bought and sold in the secondary market at market prices that may differ from their most recent NAV. The NAV of a Fund’s shares will generally fluctuate with changes in the market value of a Fund’s holdings. The market value of a Fund’s shares will fluctuate, in some cases materially, in response to changes in a Fund’s NAV, the intraday value of a Fund’s holdings, and the relative supply and demand for a Fund’s shares on the exchange. Although the disclosure of the Proxy Portfolio and Proxy Portfolio Disclosure is intended to provide investors with enough information to allow for an effective arbitrage mechanism that will keep the market price of a Fund at or close to a Fund’s NAV, there is a risk (which may increase during periods of market disruption or volatility) that market prices for Fund shares will vary significantly from a Fund’s NAV. This risk may be greater for a Fund than for traditional ETFs that disclose their full portfolio holdings on a daily basis because publication of the Proxy Portfolio does not provide the same level of transparency as the publication of the full portfolio by a fully transparent active ETF. This could cause a Fund’s shares to have wider bid/ask spreads and larger premiums/discounts than fully transparent active ETFs using the same investment strategies. The Adviser and Subadvisers cannot predict whether shares will trade below, at or above their NAV. Price differences may be due, in large part, to the fact that supply and demand forces at work in the secondary trading market for shares will be closely related to, but not identical to, the same forces influencing the prices of the securities held by a Fund. While the creation/redemption feature is designed to make it more likely that a Fund’s shares normally will trade on stock exchanges at prices close to a Fund’s next calculated NAV, exchange prices are not expected to correlate exactly with a Fund’s NAV due to timing reasons, supply and demand imbalances and other factors. Disruptions to creations and redemptions, the existence of extreme market volatility or potential lack of an active trading market for shares may result in shares trading at a significant premium or discount to NAV and/or in a reduced liquidity of your investment. During such periods, you may be unable to sell your shares or may incur significant losses if you sell your shares. There are various methods by which investors can purchase and sell shares and various types of orders that may be placed. Investors should consult their financial intermediary before purchasing or selling shares of a Fund. If a shareholder purchases shares at a time when the market price is at a premium to the NAV or sells shares at a time when the market price is at a discount to the NAV, the shareholder may sustain losses.
- **Authorized Participant Concentration Risk** Only an Authorized Participant may engage in creation or redemption transactions directly with a Fund. A Fund has a limited number of institutions that act as Authorized Participants, none of which are or will be obligated to engage in creation or redemption transactions. To the extent that these institutions exit the business or are unable to proceed with creation and/or redemption orders with respect to a Fund and no other Authorized Participant is able to step forward to create or redeem creation units (“Creation Units”), the Funds’ shares may trade at a discount to NAV and possibly face trading halts and/or delisting. The Funds’ novel structure may affect the number of entities willing to act as Authorized Participants, and this risk may be exacerbated during times of market stress.
- **Predatory Trading Practices Risk** Although a Fund seeks to benefit from keeping its portfolio information secret, market participants may attempt to use the Proxy Portfolio and related Proxy Portfolio Disclosures to identify a Fund’s holdings and trading strategy. If successful, this could result in such market participants engaging in predatory trading practices that could harm a Fund and its shareholders. The Proxy Portfolio and related Proxy Portfolio Disclosures have been designed to minimize the risk that market participants could “reverse engineer” a Fund’s portfolio and investment strategy, but they may not be successful in this regard.
- **Trading Issues Risk** Although a Fund’s shares are listed on the NYSE Arca, there can be no assurance that an active or liquid trading market for them will develop or be maintained. Trading in Fund shares on the NYSE Arca may be halted due to market conditions or for reasons that, in the view of the NYSE Arca, make trading in shares inadvisable. If 10% or more of a Fund’s Actual Portfolio does not have readily available market quotations, a Fund will promptly request that the Exchange halt trading in a Fund’s shares. Such trading halts may have a greater impact on a Fund compared to other ETFs due to a Fund’s lack of transparency. In addition, trading in shares on the NYSE Arca is subject to trading halts caused by extraordinary market volatility pursuant to the NYSE Arca’s “circuit breaker” rules (rules that require a halt in trading in a specific period of time when market prices decline by a specified percentage during the course of a trading day). If the trading of a security held in a Fund’s Actual Portfolio is halted or otherwise does not have readily available market quotations and the Adviser believes that the lack of any such readily available market quotations may affect the reliability of the Proxy Portfolio as an arbitrage vehicle or otherwise determines it is in the best interest of a Fund, the Adviser promptly will disclose on a Fund’s website the

identity and weighting of such security for so long as such security's trading is halted or otherwise does not have readily available market quotations and remains in the Actual Portfolio. There can be no assurance that the requirements of the NYSE Arca necessary to maintain the listing of a Fund will continue to be met or will remain unchanged. In addition, an exchange or market may close or issue trading halts on specific securities, or the ability to buy or sell certain securities or financial instruments may be restricted, which may result in a Fund being unable to buy or sell certain securities or financial instruments. In such circumstances, a Fund may be unable to rebalance its portfolio, may be unable to accurately price its investments and/or may incur substantial trading losses. Because the Funds trade on the basis of published Proxy Portfolios, they may trade at a wider bid/ask spread and may experience a wider premium/discount than traditional ETFs that publish their portfolios on a daily basis, and therefore, the Funds may cost investors more to trade especially during periods of market volatility.

- **Tracking Error Risk** Although the Proxy Portfolio is designed to reflect the economic exposure and risk characteristics of a Fund's Actual Portfolio on any given trading day, there is a risk that the performance of the Proxy Portfolio will diverge from the performance of the Actual Portfolio, potentially materially.

### **Allocation Risk**

A Fund's allocations between asset classes and market exposures may not be optimal in every market condition and may adversely affect a Fund's performance. You could lose money on your investment in a Fund as a result of this allocation.

### **Currency Risk**

Fluctuations in the exchange rates between different currencies may negatively affect an investment. A Fund may be subject to currency risk because it may invest in currency-related instruments and/or securities or other instruments denominated in, or that generate income denominated in, foreign currencies. The market for some or all currencies may from time to time have low trading volume and become illiquid, which may prevent a Fund from effecting a position or from promptly liquidating unfavorable positions in such markets, thus subjecting the Fund to substantial losses. A Fund may elect not to hedge currency risk, or may hedge such risk imperfectly, which may cause the Fund to incur losses that would not have been incurred had the risk been hedged.

### **Cybersecurity and Technology Risk**

The Funds, their service providers, market makers, listing exchange, Authorized Participants and other market participants increasingly depend on complex information technology and communications systems, which are subject to a number of different threats and risks that could adversely affect the Funds and their shareholders. These risks include, among others, theft, misuse, and improper release of confidential or highly sensitive information relating to the Funds and their shareholders, as well as compromises or failures to systems, networks, devices and applications relating to the operations of the Funds and their service providers. Power outages, natural disasters, equipment malfunctions and processing errors that threaten these systems, as well as market events that occur at a pace that overloads these systems, may also disrupt business operations or impact critical data. Any problems relating to the performance and effectiveness of security procedures used by a Fund or its service providers to protect a Fund's assets, such as algorithms, codes, passwords, multiple signature systems, encryption and telephone call-backs, may have an adverse impact on an investment in a Fund. Cybersecurity and other operational and technology issues may result in financial losses to the Funds and their shareholders, impede business transactions, violate privacy and other laws, subject the Funds to certain regulatory penalties and reputational damage, and increase compliance costs and expenses. Furthermore, as a Fund's assets grow, it may become a more appealing target for cybersecurity threats such as hackers and malware. Although the Funds have developed processes, risk management systems and business continuity plans designed to reduce these risks, the Funds do not directly control the cybersecurity defenses, operational and technology plans and systems of their service providers, financial intermediaries and companies in which they invest or with which they do business. The Funds and their shareholders could be negatively impacted as a result. Similar types of cybersecurity risks also are present for issuers of securities in which the Funds invest, which could result in material adverse consequences for such issuers, and may cause the Funds' investment in such securities to lose value.

### **Equity Securities Risk**

The value of your investment in a Fund is based on the market value (or price) of the securities the Fund holds. You may lose money on your investment due to unpredictable declines in the value of individual securities and/or periods of below-average performance in individual securities, industries or in the equity market as a whole. This may impact a Fund's performance and may result in higher portfolio turnover, which may increase the tax liability to taxable shareholders and the expenses incurred by the Fund. The market value of a security can change daily due to political, economic and other events that affect the securities markets generally, as well as those that affect particular companies or governments. These price movements, sometimes called volatility, will vary depending on the types of securities a Fund owns and the markets in which they trade. Historically, the equity markets have moved in cycles, and the value of a Fund's equity securities may fluctuate drastically from day to day. Individual companies may report poor results or be negatively affected by industry and/or economic trends and developments. The prices of securities issued by such companies may suffer a decline in response to such trends and developments. Small-capitalization and emerging growth companies may be subject to more abrupt price movements, limited markets and less liquidity than larger, more established companies, which could adversely affect the value of a Fund's portfolio. Growth stocks are generally more sensitive to market movements than other types of stocks primarily because their stock prices are based heavily on future expectations. If the Subadviser's assessment of the prospects for a company's growth is wrong, or if the Subadviser's judgment of how other investors will value the company's growth is wrong, then the price of the company's stock may fall or not approach the value that a Subadviser has placed on it. Value stocks can perform differently from the market as a whole and from other types of stocks. Value stocks also present the risk that their lower valuations fairly reflect their business prospects and that investors will not agree that the stocks represent favorable investment opportunities, and they may fall out of favor with investors and underperform growth stocks during any given period. Common stocks represent an equity or ownership interest in an issuer. In the event an issuer is liquidated or declares bankruptcy, the claims of owners of the issuer's bonds generally take precedence over the claims of those who own preferred stock or common stock.

### Foreign Securities Risk

Foreign securities risk is the risk associated with investments in issuers located in foreign countries. A Fund's investments in foreign securities may experience more rapid and extreme changes in value than investments in securities of U.S. issuers. The securities markets of many foreign countries are relatively small, with a limited number of issuers and a small number of securities. In addition, foreign companies often are not subject to the same degree of regulation as U.S. companies. Reporting, accounting, disclosure, custody and auditing standards and practices of foreign countries differ, in some cases significantly, from U.S. standards and practices, and are often not as rigorous. The Public Company Accounting Oversight Board, which regulates auditors of U.S. public companies, is unable to inspect audit work papers in certain foreign countries. Many countries, including developed nations and emerging markets, are faced with concerns about high government debt levels, credit rating downgrades, the future of the euro as a common currency, possible government debt restructuring and related issues, all of which may cause the value of a Fund's non-U.S. investments to decline. Nationalization, expropriation or confiscatory taxation, currency blockage, the imposition of sanctions or threat thereof by other countries (such as the United States), political changes or diplomatic developments may impair a Fund's ability to buy, sell, hold, receive, deliver, or otherwise transact in certain securities and may also cause the value of a Fund's non-U.S. investments to decline. When imposed, foreign withholding or other taxes reduce a Fund's return on foreign securities. In the event of nationalization, expropriation, confiscation, or other government action, intervention, or restriction, a Fund could lose its entire investment in a particular foreign issuer or country. Investments in emerging markets may be subject to these risks to a greater extent than those in more developed markets and securities of developed market companies that conduct substantial business in emerging markets may also be subject to greater risk. These risks also apply to securities of foreign issuers traded in the United States or through depositary receipt programs such as American Depositary Receipts. To the extent a Fund invests a significant portion of its assets in a specific geographic region, the Fund may have more exposure to regional political, economic, environmental, credit/counterparty and information risks. In addition, foreign securities may be subject to increased credit/counterparty risk because of the potential difficulties of requiring foreign entities to honor their contractual commitments.

### Investments in Other Investment Companies Risk

A Fund will indirectly bear the management, service and other fees of any other investment companies, including ETFs, in which it invests in addition to its own expenses. A Fund is also indirectly exposed to the same risks as the underlying funds in proportion to the allocation of the Fund's assets among the underlying funds. In addition, investments in ETFs have unique characteristics, including, but not limited to, the expense structure and additional expenses associated with investing in ETFs.

### Liquidity Risk

Liquidity risk is the risk that a Fund may be unable to find a buyer for its investments when it seeks to sell them or to receive the price it expects. Decreases in the number of financial institutions willing to make markets in a Fund's investments or in their capacity or willingness to transact may increase the Fund's exposure to this risk. Events that may lead to increased redemptions, such as market disruptions or increases in interest rates, may also negatively impact the liquidity of a Fund's investments when it needs to dispose of them. If a Fund is forced to sell its investments at an unfavorable time and/or under adverse conditions in order to meet redemption requests, such sales could negatively affect the Fund. Liquidity issues may also make it difficult to value a Fund's investments. A Fund may invest in liquid investments that become illiquid due to financial distress, or geopolitical events such as sanctions, trading halts or wars. In some cases, especially during times of market turmoil, there may be no buyers or sellers for securities in certain asset classes and a redemption may dilute the interest of the remaining shareholders.

### Management Risk

Management risk is the risk that the portfolio managers' investment techniques could fail to achieve a Fund's objective and could cause your investment in a Fund to lose value. Each Fund is subject to management risk because each Fund is actively managed. The portfolio managers will apply their investment techniques and risk analyses in making investment decisions for the Funds, but there can be no guarantee that such decisions will produce the desired results. For example, securities that the portfolio managers expect to appreciate in value may, in fact, decline. Similarly, in some cases, derivative and other investment techniques may be unavailable or the portfolio managers may determine not to use them, even under market conditions where their use could have benefited the Funds.

### Market/Issuer Risk

The market value of a Fund's investments will move up and down, sometimes rapidly and unpredictably, based upon political, regulatory, market, economic, and social conditions, as well as developments that impact specific economic sectors, industries, or segments of the market, including conditions that directly relate to the issuers of a Fund's investments, such as management performance, financial condition, and demand for the issuers' goods and services. A Fund is subject to the risk that geopolitical events will adversely affect global economies and markets. War, terrorism, and related geopolitical events have led, and in the future may lead, to increased short-term market volatility and may have adverse long-term effects on global economies and markets. Likewise, natural and environmental disasters and epidemics or pandemics may be highly disruptive to economies and markets.

### Market Trading Risk

- **Absence of Active Market** Although shares of the Fund are listed for trading on one or more stock exchanges, there can be no assurance that an active trading market for such shares or the Fund's underlying portfolio securities will develop or be maintained by market makers or Authorized Participants.
- **Risk of Secondary Listings** The Fund's shares may be listed or traded on U.S. and non-U.S. stock exchanges other than the U.S. stock exchange where the Fund's primary listing is maintained, and may otherwise be made available to non-U.S. investors through funds or structured investment vehicles



similar to depositary receipts. There can be no assurance that the Fund's shares will continue to trade on any such stock exchange or in any market or that the Fund's shares will continue to meet the requirements for listing or trading on any exchange or in any market. The Fund's shares may be less actively traded in certain markets than in others, and investors are subject to the execution and settlement risks and market standards of the market where they or their broker direct their trades for execution. Certain information available to investors who trade Fund shares on a U.S. stock exchange during regular U.S. market hours may not be available to investors who trade in other markets, which may result in secondary market prices in such markets being less efficient.

- **Shares of the Fund May Trade at Prices Other Than NAV** Shares of the Fund trade on stock exchanges at prices at, above or below the Fund's most recent NAV. The NAV of the Fund is calculated at the end of each business day and fluctuates with changes in the market value of the Fund's holdings. The trading price of the Fund's shares fluctuates continuously throughout trading hours based on both market supply of and demand for Fund shares and the underlying value of the Fund's portfolio holdings or NAV. As a result, the trading prices of the Fund's shares may deviate significantly from NAV during periods of market volatility, including during periods of significant redemption requests or other unusual market conditions. Any of these factors, among others, may lead to the Fund's shares trading at a premium or discount to NAV. Accordingly, if a shareholder purchases Fund shares at a time when the market price is at a premium to the NAV, or sells shares at a time when the market price is at a discount to the NAV, the shareholder may sustain losses. However, because shares can be created and redeemed in Creation Units at NAV, the Adviser believes that large discounts or premiums to the NAV of the Fund are not likely to be sustained over the long term (unlike shares of many closed-end funds, which frequently trade at appreciable discounts from, and sometimes at premiums to, their NAVs). While the creation/redemption feature is designed to make it more likely that the Fund's shares normally will trade on stock exchanges at prices close to the Fund's next calculated NAV, exchange prices are not expected to correlate exactly with the Fund's NAV due to timing reasons, supply and demand imbalances and other factors. In addition, disruptions to creations and redemptions, including disruptions at market makers, Authorized Participants, or other market participants, and during periods of significant market volatility, may result in trading prices for shares of the Fund that differ significantly from its NAV. Authorized Participants may be less willing to create or redeem Fund shares if there is a lack of an active market for such shares or its underlying investments, which may contribute to the Fund's shares trading at a premium or discount to NAV.
- **Costs of Buying or Selling Fund Shares** Buying or selling Fund shares on an exchange involves two types of costs that apply to all securities transactions. When buying or selling shares of the Fund through a broker, you will likely incur a brokerage commission and other charges. In addition, you may incur the cost of the "bid-ask spread"; that is, the difference between what investors are willing to pay for Fund shares (the "bid" price) and the price at which they are willing to sell Fund shares (the "ask" price). The bid-ask spread, which varies over time for shares of the Fund based on trading volume and market liquidity, is generally narrower if the Fund has more trading volume and market liquidity and wider if the Fund has less trading volume and market liquidity. In addition, increased market volatility may cause wider bid-ask spreads. There may also be regulatory and other charges that are incurred as a result of trading activity. Because of the costs inherent in buying or selling Fund shares, frequent trading may detract significantly from investment results and an investment in Fund shares may not be advisable for investors who anticipate regularly making small investments through a brokerage account.

### **New and Smaller Sized Fund Risk**

Funds that are relatively new or relatively small are subject to additional risks. A Fund that is relatively new has a limited operating history for investors to evaluate and may not be successful in implementing its investment strategies. A Fund that is relatively small may fail to attract sufficient assets to achieve or maintain economies of scale, which could result in the Fund being liquidated at any time without shareholder approval and at a time that may not be favorable for all shareholders. In addition, a Fund that is relatively small may not be successful in implementing its investment strategies after the Fund's assets grow beyond a certain size, which could adversely affect the Fund's performance. Smaller ETFs will have a lower public float and lower trading volumes, leading to wider bid/ask spreads.

### **Non-Diversification Risk**

Compared with diversified mutual funds, a non-diversified Fund may invest a greater percentage of its assets in a particular issuer and may invest in fewer issuers. Therefore, a non-diversified Fund may have more risk because changes in the value of a single security or the impact of a single economic, political or regulatory occurrence may have a greater adverse impact on the Fund's net asset value.

### **Operational Risk**

A Fund is exposed to operational risk arising from a number of factors, including but not limited to human error, processing and communication errors, errors of the Fund's service providers, market makers, listing exchange, Authorized Participants or the issuers of securities in which a Fund invests or with which it does business, failed or inadequate processes and technology or systems failures. A Fund seeks to reduce these operational risks through controls and procedures. However, these measures do not address every possible risk and may be inadequate for those risks that they are intended to address.

### **Recent Market Events Risk**

The COVID-19 pandemic resulted in, among other things, significant market volatility, exchange trading suspensions and closures, declines in global financial markets, higher default rates, and economic downturns and recessions, and may continue to have similar effects in the future. There remains significant uncertainty surrounding the magnitude, duration, reach, costs, and effects of the COVID-19 pandemic, as well as actions that have been or could be taken by governmental authorities or other third-parties in the future, and it is difficult to predict its potential impacts on a Fund's investments. The COVID-19 pandemic and efforts to contain its spread may also exacerbate other risks that apply to a Fund and may exacerbate existing economic, political, or social tensions.

In addition, Russia's military invasion of Ukraine in February 2022, the resulting responses by the United States and other countries, and the potential for wider conflict could increase volatility and uncertainty in the financial markets and adversely affect regional and global economies. These and any related events could significantly impact a Fund's performance and the value of an investment in the Fund, even if the Fund does not have direct exposure to Russian issuers or issuers in other countries affected by the invasion.

### **REITs Risk**

The performance of a Fund that invests in REITs may be dependent in part on the performance of the real estate market and the real estate industry in general. The real estate industry is particularly sensitive to economic downturns. Securities of companies in the real estate industry, including REITs, are sensitive to factors such as changes in real estate values, property taxes and tax laws, interest rates, cash flow of underlying real estate assets, occupancy rates, government regulations affecting zoning, land use and rents, and the management skill and creditworthiness of the issuer. Companies in the real estate industry also may be subject to liabilities under environmental and hazardous waste laws. In addition, the value of a REIT is affected by changes in the value of the properties owned by the REIT or the mortgage loans held by the REIT. REITs also are subject to default and prepayment risk. REITs are dependent upon cash flow from their investments to repay financing costs and also on the ability of the REITs' managers. A Fund will indirectly bear its proportionate share of expenses, including management fees, paid by each REIT in which it invests in addition to the expenses of the Fund.

### **Secondary Market Trading Risk**

A Fund is subject to a number of secondary market trading risks, including the potential lack of an active market for Fund shares, losses from trading in secondary markets, periods of high volatility and disruptions in the creation and redemption process, any of which may lead to the Fund's shares trading at a premium or discount. Investors buying or selling shares of a Fund in the secondary market will pay brokerage commissions or other charges imposed by and determined by the broker-dealers, which may be a significant proportional cost for investors seeking to buy or sell relatively small amounts of shares. In addition, secondary market investors will also incur the cost of the difference between the price that an investor is willing to pay for shares (the "bid" price) and the price at which an investor is willing to sell shares (the "ask" price). This difference in bid and ask prices is often referred to as the "spread" or "bid/ask spread." The bid/ask spread varies over time for shares based on trading volume and market liquidity, and is generally lower if a Fund's shares have more trading volume and market liquidity and higher if a Fund's shares have little trading volume and market liquidity. Further, increased market volatility may cause increased bid/ask spreads. Shares of a Fund may trade at a wider bid/ask spread than shares of traditional ETFs, and may therefore be more costly for investors to trade. Due to the costs of buying or selling shares, including bid/ask spreads, frequent trading of shares may significantly reduce investment results and an investment in shares may not be advisable for investors who anticipate regularly making small investments. Shares of a Fund, similar to shares of other issuers listed on a stock exchange, may be sold short and are therefore subject to the risk of increased volatility and price decreases associated with being sold short.

### **Small- and Mid-Capitalization Companies Risk**

Compared to companies with large market capitalization, small- and mid-capitalization companies are more likely to have limited product lines, markets or financial resources, or to depend on a small, inexperienced management group. Securities of these companies often trade less frequently and in limited volume and their prices may fluctuate more than stocks of large-capitalization companies. Securities of small- and mid-capitalization companies may therefore be more vulnerable to adverse developments than those of large-capitalization companies. As a result, it may be relatively more difficult for a Fund to buy and sell securities of small- and mid-capitalization companies.

## Differences Between a Traditional ETF and a Non-Transparent ETF

### **Proxy Portfolio Methodology**

Unlike a traditional ETF, a Fund does not disclose its portfolio holdings daily. Rather, a Fund discloses a portfolio transparency substitute—the "Proxy Portfolio"—and certain related information about the relative performance of the Proxy Portfolio and a Fund's Actual Portfolio holdings, which are designed to facilitate an effective arbitrage mechanism for a Fund's shares while protecting the identity of a Fund's full portfolio holdings. A Fund believes that daily disclosure of its full portfolio holdings could enable market participants to predict a Fund's trading strategy and trade ahead of a Fund's portfolio trades (a practice known as "front-running"), or to copy a Fund's investment strategy (a practice known as "free riding"). The purpose of the proxy portfolio methodology, as described below (the "Proxy Portfolio Methodology") is to protect a Fund and its shareholders against such practices. Although the Fund does not publish its full portfolio holdings daily, the Proxy Portfolio Methodology is designed to allow Authorized Participants and other market makers to assess the intraday value and associated risk characteristics of a Fund's then-current portfolio holdings (the "Actual Portfolio").

An important feature of the Proxy Portfolio Methodology is the daily disclosure of a basket of cash and securities—the Proxy Portfolio—that is designed and constructed to closely track the daily performance of a Fund's Actual Portfolio. In addition to the Proxy Portfolio, a Fund discloses daily the percentage weight overlap between the holdings of the Proxy Portfolio and the Actual Portfolio that formed the basis for a Fund's calculation of NAV at the end of the prior Business Day (the "Proxy Overlap"). Daily disclosure of the Proxy Portfolio, the Proxy Overlap and the other related Proxy Portfolio Disclosures is designed to enable Authorized Participants and other market participants to accurately assess the profitability of arbitrage trades in shares of a Fund and to effectively hedge their risks associated with arbitrage and market making activities, thereby helping to ensure that investors can purchase and sell Fund shares in the secondary market at prices that are at or close to the underlying NAV per share of a Fund.

### **Proxy Portfolio**

The goal of the Proxy Portfolio Methodology is to permit a Fund's Proxy Portfolio, during all market conditions, to track closely the daily performance of a

Fund's Actual Portfolio and to minimize intra-day misalignment between the performance of the Proxy Portfolio and the performance of the Actual Portfolio. The Proxy Portfolio is designed to reflect the economic exposures and the risk characteristics of the Actual Portfolio on any given trading day.

Construction of a Proxy Portfolio that replicates the daily performance of the Actual Portfolio is achieved by performing a factor model analysis of a Fund's Actual Portfolio. The factor model is comprised of three sets of factors or analytical metrics: market-based factors, fundamental factors, and industry/sector factors. Each Fund has a universe of securities (the "Model Universe") that is used to generate a Fund's Proxy Portfolio. The Model Universe is comprised of securities that a Fund can purchase and is a financial index or stated portfolio of securities from which Fund investments are selected. The results of the factor model analysis of a Fund's Actual Portfolio are then applied to a Fund's model universe of securities, resulting in the generation of a Proxy Portfolio, which consists of a small subset of the securities in the Model Universe. The Proxy Portfolio is designed to perform in a manner substantially identical to the performance of the Actual Portfolio. The Proxy Portfolio only includes securities and investments in which a Fund may invest. However, while the Proxy Portfolio and the Actual Portfolio likely hold some or many of the same securities, the Proxy Portfolio and a Fund's Actual Portfolio do not include identical securities. The Proxy Portfolio is reconstituted daily.

### Proxy Portfolio Disclosures

The composition of the Proxy Portfolio is published on the Funds' website at [im.natixis.com](http://im.natixis.com) each Business Day and includes the following information for each portfolio holding in the Proxy Portfolio: (1) ticker symbol; (2) CUSIP or other identifier; (3) description of holding; (4) quantity of each security or other asset held; and (5) percentage weight of the holding in the Proxy Portfolio. Each Funds' website publishes on a daily basis, per share for each Fund, the prior Business Day's NAV and the Closing Price or Bid/Ask Price (each as defined below), and a calculation of the premium/discount of the Closing Price or Bid/Ask Price against such NAV. Each Funds' website also publishes a variety of other information metrics regarding the relative behavior of the Proxy Portfolio and the Actual Portfolio, including the Proxy Overlap (defined below). Additional information about how the Proxy Portfolio and the Proxy Overlap are calculated can be found in the SAI and on the Funds' website at [im.natixis.com](http://im.natixis.com). The website also includes Tracking Error for each Fund and, once a Fund has completed a fiscal year, the median bid/ask spread (expressed as a percentage rounded to the nearest hundredth), will be computed by identifying the Funds' National Best Bid and Offer as of the end of each ten second interval during each trading day of the last thirty calendar days, dividing the difference between each such bid and offer by the midpoint of the National Best Bid and Offer and identifying the median of these values. Additionally, the Funds are required to disclose on their website a table showing the number of days the Funds' shares traded at a premium/discount and a line graph showing the Funds' share premiums or discounts during the most recently completed calendar year and the most recently completed calendar quarters since that year (or the life of the Funds).

The Funds believe that the Proxy Portfolio Disclosures will enable Authorized Participants and other market makers to use the component securities and their weightings of the Proxy Portfolio to calculate intraday values that approximate the value of the securities in the Actual Portfolio and, based thereon, assess whether the market price of a Fund's shares is higher or lower than the approximate contemporaneous value of the Actual Portfolio. These activities are intended to facilitate an arbitrage mechanism that keeps market prices of a Fund's shares at or close to a Fund's NAV. Moreover, the Proxy Portfolio Disclosures generated by the Proxy Portfolio Methodology are intended to facilitate effective hedging activities by market makers, so that share market price bid/ask spreads will be narrow.

Below are some definitions of the defined terms used above:

- Closing Price – the official closing price of a Fund's shares on a Fund's primary listing exchange.
- Bid/Ask Price – the midpoint of the highest bid and the lowest offer based upon the National Best Bid and Offer as of the time of calculation of a Fund's NAV.
- National Best Bid and Offer – the current national best bid and national best offer as disseminated by the Consolidated Quotation System or UTP Plan Securities Information Processor.
- Proxy Overlap – the percentage weight overlap between the holdings of the prior Business Day's Proxy Portfolio compared to the Actual Portfolio's holdings that formed the basis for a Fund's calculation of NAV at the end of the prior Business Day. The Proxy Overlap is calculated based on the Proxy Portfolio and portfolio holdings as of the prior Business Day. The Proxy Overlap is calculated by taking the lesser weight of each asset held in common between the Actual Portfolio and the Proxy Portfolio and adding the totals. Additional information about how the Proxy Overlap is calculated can be found on a Fund's website at [im.natixis.com](http://im.natixis.com).
- Tracking Error - At the end of each trading day, a Fund calculates its Proxy Overlap and the standard deviation over the past three months of the daily proxy spread (i.e., the difference, in percentage terms, between the Proxy Portfolio per share NAV and that of the Actual Portfolio at the end of the trading day) and publish such information before the opening of Fund share trading each Business Day.

## Differences Between Investing in an ETF and a Mutual Fund

Shareholders of a Fund should be aware of certain differences between investing in an ETF and a mutual fund.

### Redeemability

Mutual fund shares may be bought from, and redeemed with, the issuing fund for cash at NAV typically calculated once at the end of each business day. Shares of a Fund, by contrast, cannot be purchased from or redeemed with the Fund except by or through Authorized Participants and then typically for an in-kind basket of securities. In contrast, investors who are not Authorized Participants purchase and sell shares generally for cash on a secondary market at the

prevailing market price. In addition, a Fund issues and redeems shares on a continuous basis only in large blocks of shares, typically 10,000 shares, called Creation Units. The number of shares comprising a Creation Unit may change from time to time.

### Exchange Listings

Unlike mutual funds, a Fund's shares are listed on an exchange and traded in the secondary market in the same manner as other equity securities and ETFs. Investors can purchase and sell individual shares of a Fund only on the secondary market through a broker-dealer. A Fund's shares may be less actively traded in certain markets than others, and investors are subject to the execution and settlement risks and market standards of the market where they or their broker-dealers direct their trades for execution. Certain information (including an updated Proxy Portfolio) available to investors who trade fund shares on a U.S. stock exchange during regular U.S. market hours may not be available to investors who trade in other markets, which may result in secondary market prices in such markets being less efficient. Secondary market transactions do not occur at NAV, but at market prices that change throughout the day, based on the supply of, and demand for, shares of a Fund.

### In-Kind Redemptions – Potential Benefits and Limitations

Unlike shares of many mutual funds that are only bought and sold at closing NAVs, the shares of a Fund are created and redeemed principally in kind in Creation Units at each day's market close at a Fund's NAV and tradable in a secondary market on an intraday basis at prevailing market prices. These in kind arrangements will potentially mitigate adverse effects on a Fund's portfolio that could arise from frequent cash purchase and redemption transactions that continuously affect the NAV of a Fund. These transactions may reduce transaction costs borne by a Fund. Moreover, relative to mutual funds, where frequent redemptions can have an adverse tax impact on taxable shareholders because of the need to sell portfolio securities that, in turn, may generate taxable gain, a Fund's in-kind redemption mechanism is expected to reduce the need to sell portfolio securities to meet redemption requests, and therefore may lessen the taxable gain generated by such sales of portfolio securities. A Fund may nevertheless be required to sell certain securities from its Actual Portfolio, including to the extent the composition of the Actual Portfolio differs from that of the Proxy Portfolio, prior to effecting an in-kind redemption to ensure it distributes the proper securities to Authorized Participants. Any such sales may generate taxable gain or loss. A Fund cannot predict to what extent, if any, it will redeem its shares in kind rather than in cash; nor can a Fund predict the extent to which any such in kind redemption will reduce the taxable gain recognized in connection therewith. A Fund may still realize gains related to either cash redemptions or rebalancing transactions which may need to be distributed.

## More Information About the Funds' Strategies

### Temporary Defensive Measures

Temporary defensive measures may be used by a Fund during adverse economic, market, political or other conditions. In this event, a Fund may hold any portion of its assets in cash (U.S. dollars, foreign currencies or multinational currency units) and/or invest in cash equivalents such as short-term U.S. Treasury securities, government money market funds and repurchase agreements as it deems appropriate. A Fund may miss certain investment opportunities if it uses defensive strategies and thus may not achieve its investment goal.

### Percentage Investment Limitations

Except as set forth in the SAI, the percentage limitations set forth in this Prospectus and the SAI apply at the time an investment is made and shall not be considered violated unless an excess or deficiency occurs or exists immediately after and as a result of such investment.

### Actual Portfolio Holdings

A description of each Fund's policies and procedures with respect to the disclosure of the securities in a Fund's Actual Portfolio is available in the section "Portfolio Holdings Information" in the SAI.

A "snapshot" of each Fund's investments may be found in its annual and semiannual reports. In addition, a list of each Fund's full portfolio holdings, which is updated monthly after an aging period of at least 15 days for Natixis Vaughan Nelson Select ETF and Natixis Vaughan Nelson Mid Cap ETF and quarterly after an aging period of at least 10 business days for Natixis U.S. Equity Opportunities ETF, is available on the Funds' website at [im.natixis.com/us/funddocuments](http://im.natixis.com/us/funddocuments). These holdings will remain accessible on the website until each Fund files its Form N-CSR or Form N-PORT with the SEC for the period that includes the date of the information. In addition, a list of Natixis Vaughan Nelson Select ETF and Natixis Vaughan Nelson Mid Cap ETF top 10 holdings as of the month end is generally available within 7 business days after the month end on the Funds' website at [im.natixis.com/holdings](http://im.natixis.com/holdings) (click fund name).

# Management Team

## Meet the Funds' Investment Adviser and Subadvisers

### Adviser

**Natixis Advisors**, located at 888 Boylston Street, Suite 800, Boston, Massachusetts 02199-8197, serves as the adviser to the Funds. Natixis Advisors oversees, evaluates, and monitors the subadvisory services provided to the Funds. It also provides general business management and administration to the Funds. Natixis Advisors does not determine what investments will be purchased or sold by the Funds. The subadvisers listed below make the investment decisions for the Funds.



## Management Team

### Subadvisers

The Subadvisers have full investment discretion and make all determinations with respect to the investment of the assets of the Funds, subject to the general supervision of the Funds' Adviser and the Board of Trustees.

**Harris Associates**, located at 111 S.Wacker Drive, Suite 4600, Chicago, Illinois 60606, serves as a subadviser to the Natixis U.S. Equity Opportunities ETF. Harris Associates, managed \$94 billion in assets under management as of December 31, 2022, and, together with its predecessor, has managed investments since 1976. It also manages investments for other mutual funds as well as assets of individuals, trusts, retirement plans, endowments, foundations, and several private partnerships.

**Loomis Sayles**, located at One Financial Center, Boston, Massachusetts 02111, serves as a subadviser to the Natixis U.S. Equity Opportunities ETF. Founded in 1926, Loomis Sayles is one of the oldest investment advisory firms in the United States with over \$282.1 billion in assets under management as of December 31, 2022. Loomis Sayles is known for its professional research staff.

**Vaughan Nelson**, located at 600 Travis Street, Suite 3800, Houston, Texas 77002, serves as subadviser to the Natixis Vaughan Nelson Select ETF and Natixis Vaughan Nelson Mid Cap ETF. Vaughan Nelson is a subsidiary of Natixis Investment Managers, LLC ("Natixis Investment Managers"). Originally founded in 1970, Vaughan Nelson focuses primarily on managing equity and fixed-income funds for clients who consist of foundations, university endowments, corporate retirement plans and family/individual funds. As of December 31, 2022, Vaughan Nelson had \$13.6 billion in assets under management.

The following table shows the aggregate advisory and subadvisory fees paid by the Funds during the fiscal year ended December 31, 2022 as a percentage of the Fund's average daily net assets (after waiver):

Fund	Aggregate Advisory Fee
Natixis U.S. Equity Opportunities ETF	0.00%
Natixis Vaughan Nelson Mid Cap ETF	0.00%
Natixis Vaughan Nelson Select ETF	0.00%

### Subadvisory Agreements

Natixis Advisors and the Natixis Funds have received an exemptive order from the SEC (the "Order"), which permits Natixis Advisors, subject to approval by the Board of Trustees but without shareholder approval, to hire or terminate, and to modify any existing or future subadvisory agreement with, subadvisers that are not affiliated with Natixis Advisors as well as subadvisers that are indirect or direct wholly-owned subsidiaries of Natixis Advisors or of another company that, indirectly or directly, wholly owns Natixis Advisors. Before any Natixis Fund can begin to rely on the exemptions described above, a majority of the shareholders of the Fund must approve the Fund's ability to rely on the Order. Shareholders of certain Natixis Funds have already approved the Fund's operation under the manager-of-managers structure contemplated by the Order. If a new subadviser is hired for a Fund, shareholders will receive information about the new subadviser within 90 days of the change.

A discussion of the factors considered by the Funds' Board of Trustees in approving each Fund's investment advisory and subadvisory contracts is included in the Fund's shareholder report for the period ended December 31, 2022.

The Funds consider the series of Natixis Funds Trust I, Natixis Funds Trust II, Natixis Funds Trust IV, Gateway Trust, Loomis Sayles Funds I, Loomis Sayles Funds II, Natixis ETF Trust and Natixis ETF Trust II, all of which are advised or subadvised by Natixis Advisors, Loomis Sayles, AEW Capital Management, L.P., AlphaSimplex Group, LLC, Gateway Investment Advisers, LLC, Mirova US LLC, Harris Associates or Vaughan Nelson (collectively, the "Affiliated Investment Managers"), to be part of the "same group of investment companies" under Section 12(d)(1)(G) of the 1940 Act for the purchase of other investment companies. The Affiliated Investment Managers are all under common control.

### Portfolio Trades

In placing portfolio trades, Harris Associates, Loomis Sayles and Vaughan Nelson may use brokerage firms that market the Funds' shares, are Authorized Participants, or are affiliated with Natixis Advisors, Natixis Investment Managers LLC or any subadviser. In placing trades, Harris Associates, Loomis Sayles and Vaughan Nelson will seek to obtain the best combination of price and execution, which involves a number of subjective factors. Such portfolio trades are subject to applicable regulatory restrictions and related procedures adopted by the Board of Trustees.

## Meet the Funds' Portfolio Managers

The following persons have had primary responsibility for the day-to-day management of the applicable Fund's portfolio since the dates stated below.

### Harris Associates

Robert F. Bierig — Robert F. Bierig has co-managed the Harris Associates segment of Natixis U.S. Equity Opportunities ETF since 2022. Mr. Bierig, Vice President, portfolio manager and analyst of Harris Associates, joined the firm in 2012. Mr. Bierig received a B.A. in economics from Duke University and has over 24 years of investment experience.

## Management Team

---

William C. Nygren, CFA®—William C. Nygren has co-managed the Harris Associates segment of Natixis U.S. Equity Opportunities ETF since 2020. Mr. Nygren, Vice President, Chief Investment Officer, U.S. Equity and portfolio manager of Harris Associates, joined the firm in 1983. Mr. Nygren received a B.S. from the University of Minnesota and an M.S. from the University of Wisconsin-Madison. Mr. Nygren holds the designation of Chartered Financial Analyst® and has over 41 years of investment experience.

Michael J. Mangan, CFA®—Michael J. Mangan has co-managed the Harris Associates segment of Natixis U.S. Equity Opportunities ETF since 2020. Mr. Mangan, a portfolio manager of Harris Associates joined the firm in 1997. Mr. Mangan received a B.B.A. from the University of Iowa and an M.B.A. from Northwestern University. Mr. Mangan is a CPA, holds the designation of Chartered Financial Analyst® and has over 33 years of investment experience.

Michael A. Nicolas, CFA®—Michael A. Nicolas has co-managed the Harris Associates segment of Natixis U.S. Equity Opportunities ETF since 2020. Mr. Nicolas, portfolio manager and analyst of Harris Associates, joined the firm in 2013. Mr. Nicolas received a B.A. from the University of Wisconsin-Madison. Mr. Nicolas holds the designation of Chartered Financial Analyst® and has over 19 years of investment experience.

### Loomis Sayles

Aziz V. Hamzaogullari, CFA®—Aziz V. Hamzaogullari is the Chief Investment Officer and Founder of the Growth Equity Strategies Team at Loomis Sayles. He has managed the Loomis Sayles segment of the Natixis U.S. Equity Opportunities ETF since 2020. Mr. Hamzaogullari is an Executive Vice President and Director of Loomis Sayles. He received a B.S. in management from Bilkent University in Turkey and an M.B.A. from George Washington University. He holds the designation of Chartered Financial Analyst® and has over 29 years of investment industry experience.

Please see the SAI for information on portfolio manager compensation, other accounts under management by the portfolio managers and the portfolio managers' ownership of securities in the Fund.

### Vaughan Nelson

Dennis G. Alff, CFA®—Dennis G. Alff has co-managed the Natixis Vaughan Nelson Mid Cap ETF since 2020. Mr. Alff, a Lead Senior Portfolio Manager of Vaughan Nelson, joined the firm in 2006. Mr. Alff received a B.S. from the United States Military Academy and an M.B.A. from Harvard Business School. Mr. Alff holds the designation of Chartered Financial Analyst® and has over 26 years of investment management and research experience.

Chad D. Fargason—Chad D. Fargason has co-managed the Natixis Vaughan Nelson Mid Cap ETF since 2020. Dr. Fargason, Senior Portfolio Manager of Vaughan Nelson, joined the firm in 2013. Prior to joining the firm Dr. Fargason was a Director at KKR & Co. Dr. Fargason received a Ph.D. from Duke University, M.A. from Duke University and a B.A. from Rice University. Dr. Fargason has over 23 years investment management and research experience.

Chris D. Wallis, CFA®—Chris D. Wallis has co-managed the Natixis Vaughan Nelson Select ETF and Natixis Vaughan Nelson Mid Cap ETF since 2020. Mr. Wallis, Chief Executive Officer and a Lead Senior Portfolio Manager of Vaughan Nelson, joined the firm in 1999. Mr. Wallis received a B.B.A. from Baylor University and an M.B.A. from Harvard Business School. Mr. Wallis holds the designation of Chartered Financial Analyst® and has over 31 years of investment/financial analysis and accounting experience.

Scott J. Weber, CFA®—Scott J. Weber has co-managed the Natixis Vaughan Nelson Select ETF since 2020. Mr. Weber, a Lead Senior Portfolio Manager of Vaughan Nelson, joined the firm in 2003. Mr. Weber received a B.S. from the University of the South and an M.B.A. from Tulane University. He holds the designation of Chartered Financial Analyst® and has over 27 years of investment management and financial analysis experience.

Please see the SAI for information on portfolio manager compensation, other accounts under management by the portfolio managers and the portfolio managers' ownership of securities in the Funds.

## Other Service Providers

*Administrator.* Natixis Advisors, 888 Boylston Street, Suite 800, Boston, Massachusetts 02199, serves as the Funds' administrator and performs certain accounting and administrative services for the Funds.

*Distributor.* ALPS Distributors, Inc. ("ALPS"), 1290 Broadway, Suite 1000, Denver, Colorado 80203, serves as the Distributor of Creation Units for the Funds on an agency basis. The Distributor will deliver a prospectus to Authorized Participants purchasing Shares in Creation Units and will maintain records of both orders placed with it and confirmations of acceptance furnished by it to Authorized Participants. The Distributor does not maintain a secondary market in shares of the Funds. The Distributor has no role in determining the investment policies of the Funds or which securities are to be purchased or sold by the Funds. The Adviser has entered into an agreement with ALPS under which it makes payments to ALPS in consideration for its services under the Distribution Agreement. The payments made by the Adviser to ALPS do not represent an additional expense to the Funds or its shareholders.

*Custodian.* State Street Bank and Trust Company ("State Street Bank"), One Lincoln Street, Boston, Massachusetts 02111, serves as the custodian ("Custodian") for the Funds.

*Transfer Agent.* State Street Bank, One Lincoln Street, Boston, Massachusetts 02111, acts as shareholder servicing and transfer agent ("Transfer Agent") for the Funds.

*Primary Listing Exchange.* The shares of the Funds are listed for trading on the NYSE Arca, a national securities exchange.

*Research Vendor.* The NYSE Group, Inc., 11 Wall Street, New York, New York 10005, is a wholly-owned subsidiary of NYSE Holdings LLC, which is itself an indirect subsidiary of Intercontinental Exchange, Inc. NYSE Group is the parent company of, among others, entities that are registered national securities exchanges. The NYSE Proxy Portfolio Methodology, the New York Stock Exchange's proprietary methodology for operating an actively managed, periodically

disclosed ETF, is owned by the NYSE Group, Inc. and licensed for use to Natixis Advisors. The license agreement related to the Funds does not and will not mandate that the ETFs' shares be listed on an NYSE Group exchange.

## Additional Information

The Funds enter into contractual arrangements with various parties, including, among others, the Adviser, the Subadvisers, the Authorized Participants, the Distributor and the Funds' Custodian and Transfer Agent, who provide services to the Funds. Shareholders are not parties to, or intended to be third-party beneficiaries of, any of those contractual arrangements, and those contractual arrangements are not intended to create in any individual shareholder or group of shareholders any right to enforce such arrangements against the service providers or to seek any remedy thereunder against the service providers, either directly or on behalf of a Fund.

This Prospectus provides information concerning the Funds that you should consider in determining whether to purchase shares of a Fund. None of this Prospectus, the SAI or any contract that is an exhibit to the Funds' registration statement, is intended to, nor does it, give rise to an agreement or contract between a Fund and any investor, or give rise to any contract or other rights in any individual shareholder, group of shareholders or other person other than any rights conferred explicitly by applicable federal or state securities laws that may not be waived.

# Shareholder Information

## Buying and Selling Shares

Shares of a Fund may be acquired or redeemed directly from the Fund only in Creation Units or multiples thereof, as discussed in the "Creations and Redemptions" section of this Prospectus. Only an Authorized Participant may engage in creation or redemption transactions directly with a Fund. An Authorized Participant is either a "participating party" (*i.e.*, a broker-dealer or other participant in the clearing process through the Continuous Net Settlement System of the National Securities Clearing Corporation) or a Depository Trust Company ("DTC") participant, in either case, who has executed an agreement with the Distributor, and accepted by the Transfer Agent, with respect to creations and redemptions of Creation Units. Once created, shares of the Fund generally trade in the secondary market in amounts less than a Creation Unit.

Most investors will buy and sell shares of a Fund in secondary market transactions through broker-dealers. Shares of a Fund are listed for trading on a national securities exchange during the trading day. Shares can be bought and sold throughout the trading day like shares of other publicly traded companies. However, there can be no guarantee that an active trading market will develop or be maintained, or that the Fund shares listing will continue or remain unchanged. A Fund does not impose any minimum investment for shares of a Fund purchased on an exchange. Buying or selling a Fund's shares involves certain costs that apply to all securities transactions. When buying or selling shares of a Fund through a financial intermediary, you may incur a brokerage commission or other charges determined by your financial intermediary. Due to these brokerage costs, if any, frequent trading may detract significantly from investment returns. In addition, you may also incur the cost of the spread (the difference between the bid price and the ask price of a Fund's shares). The commission is frequently a fixed amount and may be a significant cost for investors seeking to buy or sell small amounts of Fund shares. The spread varies over time for shares of a Fund based on its trading volume and market liquidity, and is generally narrower if a Fund has more trading volume and market liquidity and wider if a Fund has less trading volume and market liquidity. The Funds have the potential for wider spreads given their non-transparent structure, especially during periods of market stress or volatility. *Shares of the Funds trade on an exchange at prices that may differ to varying degrees from the daily NAV of the shares.*

The Funds' primary listing exchange is the NYSE Arca. The NYSE Arca is open for trading Monday through Friday and is closed on the following holidays: New Year's Day, Martin Luther King, Jr. Day, Presidents' Day, Good Friday, Memorial Day, Juneteenth National Independence Day, Independence Day, Labor Day, Thanksgiving Day, and Christmas Day.

A "Business Day" with respect to a Fund is each day a Fund is open and includes any day that a Fund is required to be open under Section 22(e) of the 1940 Act. Orders from Authorized Participants to create or redeem Creation Units will only be accepted on a Business Day. On days when the NYSE Arca closes earlier than normal, a Fund may require orders to create or redeem Creation Units to be placed earlier in the day. Please see the SAI for more information.

## Investments by Registered Investment Companies

Section 12(d)(1) of the 1940 Act restricts investments by registered investment companies and companies relying on Section 3(c)(1) or Section 3(c)(7) of the 1940 Act in the securities of other investment companies. Registered investment companies are permitted to invest in a Fund beyond the limits set forth in Section 12(d)(1) subject to certain terms and conditions set forth in an SEC exemptive order covering a Fund, including that such investment companies enter into an agreement with a Fund.

## Frequent Purchases and Redemptions of Fund Shares

The Board of Trustees has not adopted a policy of monitoring for frequent purchases and redemptions of Fund shares ("frequent trading") that appear to attempt to take advantage of potential arbitrage opportunities presented by a lag between a change in the value of a Fund's portfolio securities after the close of the primary markets for a Fund's portfolio securities and the reflection of that change in the Fund's NAV ("market timing"). A Fund believes this is

appropriate because ETFs, such as the Funds, are intended to be attractive to arbitrageurs, as trading activity is critical to ensuring that the market price of Fund shares remains at or close to NAV. Since a Fund issues and redeems Creation Units at NAV plus applicable transaction fees, and a Fund's shares may be purchased and sold on the NYSE Arca at prevailing market prices, the risks of frequent trading are limited.

### Rule 12b-1 Fees

While there are no current plans to charge Rule 12b-1 fees, each Fund has adopted a Rule 12b-1 Plan under which a Fund is authorized to pay distribution and/or service fees to the Funds' Distributor and other firms that provide distribution and shareholder services. Rule 12b-1 fees that are paid to the Funds' Distributor may be used by the Distributor for expenses relating to the distribution of, and shareholder or administrative services for holders of, shares, and for the payment of service fees that come within Rule 2341(d) of the Conduct Rules of the Financial Industry Regulatory Authority.

Because Rule 12b-1 fees may be paid out of a Fund's assets on an ongoing basis, over time they may increase the cost of your investment and may cost shareholders more than other types of sales charges. Currently, no Rule 12b-1 fees are charged.

## Payment to Broker-Dealers and Other Financial Intermediaries

The Adviser or its affiliates may make payments to broker-dealers, registered investment advisers, banks or other intermediaries (together "intermediaries") related to marketing activities and presentations, educational training programs, conferences, the development of technology platforms and reporting systems, or their making shares of the Funds and certain other Natixis funds available to their customers generally and in certain investment programs. Such payments, which may be significant to the intermediary, are not made by a Fund. Rather, such payments are made by the Adviser or its affiliates from their own resources, which come directly or indirectly in part from fees paid by the Natixis funds complex. Payments of this type are sometimes referred to as revenue sharing payments. A financial intermediary may make decisions about which investment options it recommends or makes available, or the level of services provided, to its customers based on the payments it is eligible to receive. Therefore, such payments to an intermediary create conflicts of interest between the intermediary and its customers and may cause the intermediary to recommend the Fund or other Natixis funds over another investment. More information regarding these payments is contained in the Funds' SAI. Please contact your salesperson or other investment professional for more information regarding any such payments his or her firm may receive from the Adviser or its affiliates.

## Share Prices

The trading prices of a Fund's shares in the secondary market generally differ from a Fund's daily NAV and are affected by market forces such as the supply of and demand for shares of a Fund and shares of underlying securities held by a Fund, economic conditions and other factors. It is possible that a Fund will trade with a larger premium/discount because of its non-transparent structure, and this risk may increase during times of market stress or volatility. The quotations of certain Fund holdings may not be updated during U.S. trading hours if such holdings do not trade in the United States.

## Net Asset Value

NAV is the price of one share of a Fund without a sales charge, and is calculated each business day using this formula:

$$\text{Net Asset Value} = \frac{\text{Total market value of securities} + \text{Cash and other assets} - \text{Liabilities}}{\text{Number of outstanding shares}}$$

The policies and procedures used to determine the NAV of Fund shares are summarized below:

- A share's NAV is determined at the close of regular trading on the NYSE on the days the NYSE is open for trading. This is normally 4:00 p.m., Eastern time. A Fund's shares will not be priced on the days on which the NYSE is closed for trading. In addition, a Fund's shares will not be priced on the holidays listed in the SAI. See the section "Net Asset Value" in the SAI for more details.
- The price that an Authorized Participant pays for purchasing or redeeming shares in Creation Units will be based upon the NAV next calculated after an order is received by the Transfer Agent "in good order" (meaning that the order is complete and contains all necessary information).
- Requests received by the Transfer Agent in good order during a trading window that is open after the NYSE closes will be processed based upon the NAV determined at the close of regular trading on the next day that the NYSE is open. If the Transfer Agent receives the order in good order during a trading window that is open prior to the NYSE market close, the shareholder will receive that day's NAV. See the section "Creations and Redemptions" in the SAI for more details.
- If a Fund invests in securities that trade on non-U.S. markets, it may experience NAV changes on days when you cannot buy or sell its shares.

Fund securities and other investments for which market quotations are readily available, as outlined in the Funds' policies and procedures, are valued at market value. The Funds may use independent pricing services to obtain market quotations and other valuation information, such as evaluated bids.

Generally, Fund securities and other investments are valued as follows:

- **Equity securities (including shares of closed-end investment companies and ETFs), exchange traded notes, rights and warrants** — listed equity securities are valued at the last sale price quoted on the exchange where they are traded most extensively or, if there is no reported sale during the day, the closing bid quotation as reported by an independent pricing service. Securities traded on the NASDAQ Global Select Market, NASDAQ Global Market and NASDAQ Capital Market are valued at the NASDAQ Official Closing Price ("NOCP"), or if lacking an NOCP, at the most recent bid quotations

on the applicable NASDAQ Market. Unlisted equity securities (except unlisted preferred equity securities discussed below) are valued at the last sale price quoted in the market where they are traded most extensively or, if there is no reported sale during the day, the closing bid quotation as reported by an independent pricing service. If there is no sale price or closing bid quotation available, unlisted equity securities will be valued using evaluated bids furnished by an independent pricing service, if available. In some foreign markets, an official close price and a last sale price may be available from the foreign exchange or market. In those cases, the official close price is used. Valuations based on information from foreign markets may be subject to the Funds' fair value policies described below. If a right is not traded on any exchange, its value is based on the market value of the underlying security, less the cost to subscribe to the underlying security (e.g., to exercise the right), adjusted for the subscription ratio. If a warrant is not traded on any exchange, a price is obtained from a broker-dealer.

- **Futures** — most recent settlement price on the exchange on which the Adviser believes that, over time, they are traded most extensively. Valuations based on information from foreign markets may be subject to the Fund's fair value policies as described below.
- **Debt securities** — evaluated bids furnished to the Fund by an independent pricing service using market information, transactions for comparable securities and various relationships between securities, if available, or bid prices obtained from broker-dealers.

Foreign denominated assets and liabilities are translated into U.S. dollars based upon the World Market or "WM-11" foreign exchange rates supplied by an independent pricing service. Fund securities and other investments for which market quotations are not readily available are valued at fair value as determined in good faith by the Adviser and Subadviser. The Fund may also value securities and other investments at fair value in other circumstances such as when extraordinary events occur after the close of a foreign market but prior to the close of the NYSE. This may include situations relating to a single issuer (such as a declaration of bankruptcy or a delisting of the issuer's security from the primary market on which it has traded) as well as events affecting the securities markets in general (such as market disruptions or closings and significant fluctuations in U.S. and/or foreign markets).

Fair value pricing may require subjective determinations about the value of a security, and fair values used to determine a Fund's NAV may differ from quoted or published prices, or from prices that are used by others, for the same securities. In addition, the use of fair value pricing may not always result in adjustments to the prices of securities held by a Fund. Valuations for securities traded in the OTC market may be based on factors such as market information, transactions for comparable securities, and various relationships between securities or bid prices obtained from broker-dealers. Evaluated prices from an independent pricing service may require subjective determinations and may be different than actual market prices or prices provided by other pricing services. As of the date of this prospectus, the Adviser serves as the Fund's valuation designee for purposes of compliance with Rule 2a-5 under the 1940 Act.

## Distributions

A Fund pays distributions from its investment income and from net realized capital gains.

Distributions from net investment income and distributions from net capital gains, if any, are declared and paid as follows:

	Investment Income Dividends		Capital Gains Distributions
	<b>Declared</b>	<b>Paid</b>	<b>Declared and Paid</b>
Natixis U.S. Equity Opportunities ETF	Annually	Annually	Annually
Natixis Vaughan Nelson Mid Cap ETF	Annually	Annually	Annually
Natixis Vaughan Nelson Select ETF	Annually	Annually	Annually

Dividends and other distributions on shares of a Fund are distributed on a pro rata basis to beneficial owners of such shares. Dividend payments are made through DTC participants and indirect participants (each as described in the "Book Entry" section below) to beneficial owners then of record with proceeds received from a Fund.

No dividend reinvestment service is provided by the Funds. Broker-dealers may make available the DTC book-entry dividend reinvestment service for use by beneficial owners of a Fund for reinvestment of their dividend distributions. Beneficial owners should contact their broker to determine the availability and costs of the service and the details of participation therein. Brokers may require beneficial owners to adhere to specific procedures and timetables. If this service is available and used, dividend distributions of both income and realized gains will be automatically reinvested in additional whole shares of a Fund purchased in the secondary market.

## Book Entry

DTC serves as securities depository for the shares. (The shares may be held only in book-entry form; stock certificates will not be issued.) DTC, or its nominee, is the record or registered owner of all outstanding shares. Beneficial ownership of shares will be shown on the records of DTC or its participants (described below). Beneficial owners of shares are not entitled to have shares registered in their names, will not receive or be entitled to receive physical delivery of certificates in definitive form and are not considered the registered holder thereof. Accordingly, to exercise any rights of a holder of shares, each beneficial owner must rely on the procedures of: (i) DTC; (ii) "DTC participants" (i.e., securities brokers and dealers, banks, trust companies, clearing corporations and certain other organizations, some of whom (and/or their representatives) own DTC); and (iii) "indirect participants" (i.e., brokers, dealers, banks and trust companies that clear through or maintain a custodial relationship with a DTC participant), either directly or indirectly, through which such beneficial owner holds its interests. A Fund understands that under existing industry practice, in the event a Fund requests any action of holders of shares, or a beneficial owner desires to take any action that DTC, as the record owner of all outstanding shares, is entitled to take, DTC would authorize the DTC participants to take



such action and that the DTC participants would authorize the indirect participants and beneficial owners acting through such DTC participants to take such action and would otherwise act upon the instructions of beneficial owners owning through them. As described above, a Fund recognizes DTC or its nominee as the owner of all shares for all purposes.

## Creations and Redemptions

Prior to trading in the secondary market, shares of a Fund are “created” at NAV by market makers, large investors and institutions only in block-size Creation Units of 10,000 shares or multiples thereof. Each “creator” or Authorized Participant enters into an Authorized Participant agreement with a Fund’s Distributor.

A creation transaction order, which is subject to acceptance by the Distributor, generally takes place when an Authorized Participant deposits into a Fund a designated portfolio of securities (including any portion of such securities for which cash may be substituted) and a specified amount of cash in exchange for a specified number of Creation Units. The names and quantities of the instruments that constitute basket of securities in exchange for which a Fund issues or redeems shares will generally be the same as a Fund’s Proxy Portfolio, except to the extent purchases and redemptions are made entirely or in part on a cash basis. In addition, a Fund may determine to use baskets that differ from the Proxy Portfolio in that they include instruments that are not in the Proxy Portfolio, or are included in the Proxy Portfolio but in different weightings. A Fund may decide to use such a “custom basket” to reduce costs, to increase trading or tax efficiency or for other reasons.

Similarly, shares can be redeemed only in Creation Units, generally for a designated portfolio of securities (including any portion of such securities for which cash may be substituted) and a specified amount of cash. Except when aggregated in Creation Units, shares are not redeemable by a Fund.

The prices at which creations and redemptions occur are based on the next calculation of NAV after a creation or redemption order is received in an acceptable form under the Authorized Participant agreement. These prices may differ from the market price of a Fund’s shares.

Only an Authorized Participant may create or redeem Creation Units directly with a Fund. In the event of a system failure or other interruption, including disruptions at market makers or Authorized Participants, orders to purchase or redeem Creation Units either may not be executed according to a Fund’s instructions or may not be executed at all, or a Fund may not be able to place or change orders.

When a Fund engages in in kind transactions, a Fund intends to comply with the U.S. federal securities laws in accepting securities for deposit and satisfying redemptions with redemption securities by, among other means, assuring that any securities accepted for deposit and any securities used to satisfy redemption requests will be sold in transactions that would be exempt from registration under the Securities Act of 1933, as amended (“Securities Act”). Further, an Authorized Participant that is not a “qualified institutional buyer,” as such term is defined under Rule 144A of the Securities Act, will not be able to receive restricted securities eligible for resale under Rule 144A.

Creations and redemptions must be made through a firm that is either a member of the Continuous Net Settlement System of the National Securities Clearing Corporation or a DTC participant and has executed an agreement with the Distributor with respect to creations and redemptions of Creation Unit aggregations. A Fund imposes a creation transaction fee and a redemption transaction fee to offset transfer and other transaction costs associated with the issuance and redemption of Creation Units. Information about the procedures regarding creation and redemption of Creation Units (including the cut-off times for receipt of creation and redemption orders) and the applicable transaction fees are included in the Funds’ SAI.

Your broker-dealer or agent may charge you a fee to effect transactions in Fund shares.

## Taxation

Except as noted, the discussion below addresses only the U.S. federal income tax consequences of an investment in the Funds and does not address any non-U.S., state or local tax consequences.

Each Fund intends to meet all requirements under Subchapter M of the Internal Revenue Code of 1986, as amended (the “Code”), necessary to qualify and be eligible for treatment each year as a “regulated investment company” and thus does not expect to pay any U.S. federal income tax on income and capital gains that are timely distributed to shareholders.

Unless otherwise noted, the discussion below, to the extent it describes shareholder-level tax consequences, pertains solely to taxable shareholders.

**Taxation of Distributions from the Funds.** For U.S. federal income tax purposes, distributions of investment income are generally taxable to Fund shareholders as ordinary income. Taxes on distributions of capital gains are determined by how long a Fund owned (or is deemed to have owned) the investments that generated them, rather than how long a shareholder has owned his or her shares. Distributions attributable to the excess of net long-term capital gains from the sale of investments that a Fund owned (or is deemed to have owned) for more than one year over net short-term capital losses from the sale of investments that a Fund owned (or is deemed to have owned) for one year or less, and that are properly reported by the Fund as capital gain dividends (“Capital Gain Dividends”) generally will be taxable to a shareholder receiving such distributions as long-term capital gain includible in net capital gain and taxed to individuals at reduced rates. Distributions attributable to the excess of net short-term capital gains from the sale of investments that a Fund owned (or is deemed to have owned) for one year or less over net long-term capital losses from the sale of investments that a Fund owned (or is deemed to have owned) for more than one year, will be taxable as ordinary income.

Distributions of investment income properly reported by a Fund as derived from “qualified dividend income” will be taxed in the hands of individuals at the reduced rates applicable to net capital gain, provided that the holding period and other requirements are met at both the shareholder and Fund levels. Income

## Shareholder Information

---

generated by investments in fixed-income securities, derivatives and REITs generally is not eligible for treatment as qualified dividend income. Dividends received by a Fund from foreign corporations that are not eligible for the benefits of a comprehensive income tax treaty with the U.S. (other than dividends paid on stock of such a foreign corporation that is readily tradable on an established securities market in the U.S.) will not be eligible for treatment as qualified dividend income.

A 3.8% Medicare contribution tax is imposed on the net investment income of certain individuals, trusts and estates to the extent their income exceeds certain threshold amounts. Net investment income generally includes for this purpose dividends, including any Capital Gain Dividends paid by a Fund, and net capital gains recognized on the sale, redemption, exchange or other taxable disposition of shares of a Fund.

Fund distributions are taxable whether shareholders receive them in cash or reinvest them in additional shares. In addition, Fund distributions are taxable to shareholders even if they are paid from income or gains earned by a Fund before a shareholder's investment (and thus were included in the price the shareholder paid for his or her shares). Such distributions are likely to occur in respect of shares purchased at a time when the Fund's NAV reflects gains that are either unrealized or realized but not distributed.

Dividends and distributions declared by a Fund and payable to shareholders of record in October, November or December of one year and paid in January of the next year generally are taxable in the year in which the distributions are declared, rather than the year in which the distributions are received.

Dividends derived from interest on securities issued by the U.S. government or its agencies or instrumentalities, if any, may be exempt from state and local income taxes. Each Fund will advise shareholders annually of the proportion of its dividends that are derived from such interest.

Dividends derived from interest on securities issued by the U.S. government or its agencies or instrumentalities, if any, may be exempt from state and local income taxes. Each Fund will advise shareholders annually of the proportion of its dividends that are derived from such interest. Distributions by a Fund to retirement plans and other investors that qualify for tax-advantaged treatment under U.S. federal income tax laws generally will not be taxable, although distributions by retirement plans to their participants may be taxable. Special tax rules apply to investments through such retirement plans. If your investment is through such a plan, you should consult your tax adviser to determine the suitability of the Funds as an investment through your plan and the tax treatment of distributions to you (including distributions of amounts attributable to an investment in a Fund) from the plan.

**Redemption, Sale or Exchange of Fund Shares.** A redemption, sale or exchange of Fund shares (including an exchange of Fund shares for shares of another Natixis Fund or Loomis Sayles Fund) is a taxable event and generally will result in recognition of gain or loss. Gain or loss, if any, recognized by a shareholder on a redemption, sale, exchange or other taxable disposition of Fund shares generally will be taxed as long-term capital gain or loss if the shareholder held the shares for more than one year, and as short-term capital gain or loss if the shareholder held the shares for one year or less, assuming in each case that the shareholder held the shares as capital assets. Short-term capital gains generally are taxed at the rates applicable to ordinary income. Any loss realized upon a disposition of shares held for six months or less will be treated as long-term, rather than short-term, capital loss to the extent of any Capital Gain Dividends received by the shareholder with respect to the shares. The deductibility of capital losses is subject to limitations.

**Taxation of Certain Fund Investments.** A Fund's investments in foreign securities may be subject to foreign withholding and other taxes. In that case, the Fund's yield on those securities would be decreased. If a Fund invests more than 50% of its assets in foreign securities, it generally may elect to permit shareholders to claim a credit or deduction on their income tax returns with respect to foreign taxes paid by the Fund. In addition, a Fund's investments in foreign securities and foreign currencies may be subject to special tax rules that have the effect of increasing or accelerating the Fund's recognition of ordinary income and may affect the timing or amount of the Fund's distributions.

A Fund's investments in certain debt obligations (such as those issued with "OID" or having accrued market discount, in each case as described in the SAI), mortgage-backed securities, asset-backed securities, REITs and derivatives may cause the Fund to recognize taxable income in excess of the cash generated by such investments. Thus, a Fund could be required to liquidate investments, including at times when it is not advantageous to do so, in order to satisfy the distribution requirements applicable to regulated investment companies under the Code. In addition, a Fund's investments in derivatives may affect the amount, timing or character of distributions to shareholders. A Fund may at times purchase debt instruments at a discount from the price at which they were originally issued, especially during periods of rising interest rates. For federal income tax purposes, some or all of this market discount will, when recognized as income by a Fund, be included in such Fund's ordinary income, and will be taxable to shareholders as such when it is distributed.

**Backup Withholding.** Each Fund is required in certain circumstances to apply backup withholding on taxable dividends, redemption proceeds and certain other payments that are paid to any shareholder who does not furnish to the Fund certain information and certifications or who is otherwise subject to backup withholding.

Please see the SAI for additional information on the U.S. federal income tax consequences of an investment in a Fund.

You should consult your tax adviser for more information on your own situation, including possible U.S. federal, state, local, foreign or other applicable taxes.

### Sales of Fund Shares

Your sale of Fund shares is a taxable transaction for U.S. federal income tax purposes, and may also be subject to state and local taxes. When you sell your shares, you will generally recognize a capital gain or loss in an amount equal to the difference between your adjusted tax basis in the shares and the amount received. Generally, this capital gain or loss is long-term or short-term depending on whether your holding period exceeds one year, except that any loss realized on shares held for six months or less will be treated as a long-term capital loss to the extent of any capital gain dividends that were received on the shares. Additionally, any loss realized on a sale of shares of a Fund may be disallowed under "wash sale" rules to the extent the shares disposed of are

replaced with other shares of the Fund within a period of 61 days beginning 30 days before and ending 30 days after the date of disposition, including pursuant to a dividend reinvestment in shares of the Fund. If disallowed, the loss will be reflected in an adjustment to the basis of the shares acquired.

### Other Information

Non-U.S. investors are generally not subject to U.S. withholding tax with respect to capital gain dividends, short-term capital gain dividends and interest-related dividends, as defined in the SAI and subject to limitations set forth in the SAI. With respect to distributions other than capital gain dividends, short-term capital gain dividends and interest-related dividends, non-U.S. shareholders are generally subject to U.S. withholding tax as a rate of 30% (or lower applicable treaty rate). Non-U.S. investors may also be subject to estate tax with respect to their Fund shares.

Legislation passed by Congress requires reporting to you and the Internal Revenue Service annually on Form 1099-B not only of the gross proceeds of Fund shares you sell or redeem but also of their cost basis. Shareholders should contact their intermediaries with respect to reporting of cost basis and available elections with respect to their accounts. You should carefully review the cost basis information provided by the applicable intermediary and make any additional basis holding period or other adjustments that are required when reporting these amounts on your federal income tax returns.

### Authorized Participant Taxes on Creations and Redemptions of Created Units

Authorized Participants should consult their tax advisors about the federal, state, local or foreign tax consequences of purchasing and redeeming Creation Units in a Fund.

## Other Information

### Premium/Discount Information

Information regarding how often the shares of a Fund traded on the NYSE Arca at a price above (*i.e.*, at a premium) or below (*i.e.*, at a discount) the NAV of the Fund during the most recently completed calendar year, and the most recently completed calendar quarters since that year, as applicable, can be found at [im.natixis.com](http://im.natixis.com).

### Proxy Portfolio and Proxy Overlap

Information regarding the contents of the Proxy Portfolio, and the percentage weight overlap between the holdings of the Proxy Portfolio and a Fund's Actual Portfolio holdings that formed the basis for its calculation of NAV at the end of the prior Business Day (the Portfolio Overlap), can be found at [im.natixis.com](http://im.natixis.com).

### Continuous Offering

You should be aware of certain legal risks unique to investors purchasing Creation Units directly from a Fund. Because new Creation Units are issued and sold by a Fund on an ongoing basis, a "distribution," as such term is used in the Securities Act, may occur at any point. Broker-dealers and other persons are cautioned that some activities on their part may, depending on the circumstances, result in their being deemed participants in a distribution in a manner that could render them statutory underwriters and subject them to the prospectus delivery and liability provisions of the Securities Act.

For example, a broker-dealer firm or its client may be deemed a statutory underwriter if it takes Creation Units after placing an order with the Distributor, breaks them down into constituent shares, and sells such shares directly to customers, or if it chooses to couple the creation of a supply of new shares with an active selling effort involving solicitation of secondary market demand for shares. A determination of whether one is an underwriter for purposes of the Securities Act must take into account all the facts and circumstances pertaining to the activities of the broker-dealer or its client in the particular case, and the examples mentioned above should not be considered a complete description of all the activities that could lead to a categorization as an underwriter.

Broker-dealers who are not "underwriters" but are participating in a distribution of shares are generally required to deliver a prospectus. This is because the prospectus delivery exemption in Section 4(a)(3) of the Securities Act is not available in respect of such transactions as a result of Section 24(d) of the Investment Company Act. As a result, broker-dealer firms should note that dealers who are not underwriters but are participating in a distribution (as contrasted with ordinary secondary market transactions) and thus dealing with the shares that are part of an overallotment within the meaning of Section 4(a)(3)(A) of the Securities Act would be unable to take advantage of the prospectus delivery exemption provided by Section 4(a)(3) of the Securities Act. Firms that incur a prospectus delivery obligation with respect to shares are reminded that, under Rule 153 of the Securities Act, a prospectus delivery obligation under Section 5(b)(2) of the Securities Act owed to an exchange member in connection with a sale on the NYSE Arca is satisfied by the fact that the prospectus is available at the NYSE Arca upon request. The prospectus delivery mechanism provided in Rule 153 is only available with respect to transactions on an exchange.

In addition, certain affiliates of the Funds, the Adviser and the Subadvisers may purchase and resell Fund shares pursuant to this Prospectus.



## Conflicts of Interest

It is also possible that, from time to time, Natixis Advisors, the Subadvisers or their affiliates (including their directors, partners, trustees, managing members, officers and employees (collectively, the “Affiliates”)) may, subject to compliance with applicable law, purchase and hold shares of a Fund. Increasing a Fund’s assets may enhance liquidity, investment flexibility and diversification. Natixis Advisors and its Affiliates reserve the right, subject to compliance with applicable law, to sell or redeem at any time some or all of the shares of a Fund acquired for their own accounts. A large sale or redemption of shares of a Fund by Natixis Advisors or its Affiliates could significantly reduce the asset size of a Fund, which might have an adverse effect on a Fund’s liquidity, investment flexibility and portfolio diversification. Natixis Advisors seeks to consider the effect of redemptions on a Fund and other shareholders in deciding whether to redeem its shares. For more information about conflicts of interest, see the “Material Conflicts of Interest” section in the SAI.

# Prior Performance of Subadvisers' Similarly Managed Accounts

The following table sets forth historical performance information for all discretionary accounts managed by Harris Associates, Loomis Sayles and Vaughan Nelson that have substantially similar investment objectives, policies, strategies, risks and investment restrictions as the Funds (the "Composites").

The Composites data is provided to illustrate the past performance of Harris Associates, Loomis Sayles and Vaughan Nelson in managing substantially similar accounts as measured against a specified market index and does not represent the performance of the applicable Fund. The accounts in the Composites are separate and distinct from the Funds; their performance is not intended as a substitute for a Fund's performance and should not be considered a prediction of the future performance of a Fund or of Harris Associates, Loomis Sayles or Vaughan Nelson.

Each Composite's returns were calculated on a total return basis, include all dividends and interest, accrued income and realized and unrealized gains and losses, and assume the reinvestment of earnings. All returns reflect the deduction of brokerage commissions and execution costs paid by the accounts, without provision for federal or state income taxes. "Net of Fees" figures include all fees and expenses paid by accounts in the Composite, other than custody expenses, which are not charged by the Subadviser. "Net of Fees" figures also reflect the deduction of the fee rate applicable to each account in the Composite for periods prior to April 1, 2015, and the deduction of the Subadviser's standard fee rate for all accounts in the Composite (which is the highest fee rate paid by any account in the Composite) for periods since April 1, 2015. The accounts in each Composite are subject to lower expenses than those of the applicable Fund, and the deduction of the Fund's expenses would lower the "Net of Fees" performance of the Composite. The Composites include all actual discretionary accounts managed by Harris Associates, Loomis Sayles and Vaughan Nelson for at least one full month that have investment objectives, policies, strategies, risks and investment restrictions substantially similar to those of the applicable Fund. The Composites may include both tax-exempt and taxable accounts.

Securities transactions are accounted for on trade date and accrual accounting is utilized. Cash and equivalents are included in performance returns. Monthly returns of the Composite combine the individual accounts' returns (calculated on a time-weighted rate of return basis that is revalued daily) by asset weighting each account's asset value as of the beginning of the month. Investors should be aware that the performance information shown below was calculated differently than the methodology mandated by the SEC for registered investment companies.

The accounts that are included in the Composites may not be subject to the diversification requirements, specific tax restrictions and investment limitations imposed on the Funds by the 1940 Act or Subchapter M of the Internal Revenue Code. Consequently, the performance results for each Composite would have been less favorable had it been regulated as an investment company under the federal securities laws.

The returns set forth below are provided to illustrate the past performance of Harris Associates, Loomis Sayles and Vaughan Nelson in managing substantially similar accounts and should not be interpreted as indicative of the future results that may be achieved by the applicable Fund. Past results are not necessarily indicative of future results. In addition, the results presented below may not necessarily equate with the return experienced by any particular investor as a result of the timing of investments and redemptions, market conditions and other factors. In addition, the effect of taxes on any investor will depend on such person's tax status, and the results have not been reduced to reflect any income tax that may have been payable.

The table below shows the annual total returns for the Composites, and a broad-based securities market index for periods ended December 31, 2022.

Average Annual Total Returns (for the periods ended December 31, 2022)	Past 1 Year	Past 3 Years	Past 5 Years	Past 10 Years	Since Inception (7/25/97)
Harris Composite (Net of Fees)	31.75%	24.09%	15.65%	16.24%	9.09%
Harris Composite (Gross of Fees)	32.43%	24.74%	16.25%	16.82%	9.71%
S&P 500 Total Return	28.71%	26.07%	18.47%	16.55%	8.89%
Average Annual Total Returns (for the periods ended December 31, 2022)	Past 1 Year	Past 3 Years	Past 5 Years	Past 10 Years	Since Inception (7/1/2006)
Loomis Sayles Composite (Net of Fees)	-27.58%	3.65%	7.49%	13.40%	11.66%
Loomis Sayles Composite (Gross of Fees)	-27.20%	4.18%	8.03%	13.95%	12.21%
Russell 3000® Growth Index	-28.97%	7.32%	10.45%	13.75%	10.49%
Average Annual Total Returns (for the periods ended December 31, 2022)	Past 1 Year	Past 3 Years	Past 5 Years	Past 10 Years	Since Inception (6/30/06)
Vaughan Nelson Mid Cap Composite (Net of Fees)	-10.11%	6.57%	5.99%	9.42%	7.99%
Vaughan Nelson Mid Cap Composite (Gross of Fees)	-9.34%	7.47%	6.89%	10.36%	8.94%
Russell Midcap® Value Index	-12.03%	5.82%	5.72%	10.11%	7.87%

## Other Information

Average Annual Total Returns (for the periods ended December 31, 2022)	Past 1 Year	Past 3 Years	Past 5 Years	Past 10 Years	Since Inception (6/30/09)
Vaughan Nelson Select Composite (Net of Fees)	-16.77%	11.35%	11.02%	13.87%	14.81%
Vaughan Nelson Select Composite (Gross of Fees)	-15.92%	12.47%	12.13%	15.01%	15.96%
S&P 500 <sup>®</sup> Index	-18.11%	7.66%	9.43%	12.57%	13.40%

# Financial Performance

The financial highlights tables are intended to help you understand each Fund's financial performance for the last five years (or, if shorter, the period of a Fund's operations). Certain information reflects financial results for a single Fund share. The total returns in the table represent the return that an investor would have earned (or lost) on an investment in a Fund (assuming reinvestment of all dividends and distributions). This information has been audited by PricewaterhouseCoopers, LLP, an independent registered public accounting firm, whose report, along with each Fund's financial statements, is included in the Funds' annual report to shareholders. The annual report is incorporated by reference into the SAI, both of which are available free of charge upon request from the Distributor.

## Financial Performance

### For a share outstanding throughout each period.

Natixis U.S. Equity Opportunities ETF

	Natixis U.S. Equity Opportunities ETF		
	Year Ended December 31, 2022	Year Ended December 31, 2021	Period Ended December 31, 2020*
Net asset value, beginning of the period	\$ 34.08	\$ 28.69	\$ 25.00
<b>Income (loss) from Investment Operations:</b>			
Net investment income (loss) <sup>(a)</sup>	0.11	(0.00) <sup>(b)</sup>	(0.00) <sup>(b)</sup>
Net realized and unrealized gain (loss)	(7.01)	7.02	3.69
Total from Investment Operations	(6.90)	7.02	3.69
<b>Less Distributions From:</b>			
Net investment income	(0.12)	(0.01)	—
Net realized capital gains	(1.93)	(1.62)	(0.00) <sup>(b)</sup>
Total Distributions	(2.05)	(1.63)	(0.00)
Net asset value, end of the period	\$ 25.13	\$ 34.08	\$ 28.69
Total return <sup>(c)</sup>	(20.77)%	24.45%	14.78% <sup>(d)</sup>
<b>Ratios to Average Net Assets:</b>			
Net assets, end of the period (000's)	\$ 8,121	\$ 10,334	\$ 11,855
Net expenses <sup>(e)</sup>	0.88% <sup>(f)</sup>	0.90%	0.90% <sup>(g)</sup>
Gross expenses	2.57%	2.07%	2.99% <sup>(g)</sup>
Net investment income (loss)	0.38%	(0.01)%	(0.02)% <sup>(g)</sup>
Portfolio turnover rate <sup>(h)</sup>	53%	19%	6%

\* From commencement of operations on September 16, 2020 through December 31, 2020.

(a) Per share net investment income (loss) has been calculated using the average shares outstanding during the period.

(b) Amount rounds to less than \$0.01 per share.

(c) Total return is calculated at net asset value assuming reinvestment of dividends and capital gains, if any. Had certain expenses not been waived/reimbursed during the period, total returns would have been lower.

(d) Periods less than one year are not annualized.

(e) The investment adviser agreed to waive its fees and/or reimburse a portion of the Fund's expenses during the period. Without this waiver/reimbursement, expenses would have been higher.

(f) Effective July 1, 2022, the expense limit decreased from 0.90% to 0.85%.

(g) Computed on an annualized basis for periods less than one year.

(h) Portfolio turnover rate excludes securities received or delivered from in-kind processing of creations or redemptions.

## Financial Performance

### For a share outstanding throughout each period.

Natixis Vaughan Nelson Mid Cap ETF

	Natixis Vaughan Nelson Mid Cap ETF		
	Year Ended December 31, 2022	Year Ended December 31, 2021	Period Ended December 31, 2020*
Net asset value, beginning of the period	\$ 32.93	\$ 29.87	\$ 25.17
<b>Income (loss) from Investment Operations:</b>			
Net investment income <sup>(a)</sup>	0.24	0.18	0.04
Net realized and unrealized gain (loss)	(3.68)	6.21	4.72
Total from Investment Operations	(3.44)	6.39	4.76
<b>Less Distributions From:</b>			
Net investment income	(0.29)	(0.21)	(0.04)
Net realized capital gains	(0.93)	(3.12)	(0.02)
Total Distributions	(1.22)	(3.33)	(0.06)
Net asset value, end of the period	\$ 28.27	\$ 32.93	\$ 29.87
Total return <sup>(b)</sup>	(10.64)%	21.47%	18.91% <sup>(c)</sup>
<b>Ratios to Average Net Assets:</b>			
Net assets, end of the period (000's)	\$ 7,078	\$ 8,905	\$ 7,779
Net expenses <sup>(d)</sup>	0.85%	0.87% <sup>(e)</sup>	0.90% <sup>(f)</sup>
Gross expenses	2.76%	2.39%	4.53% <sup>(f)</sup>
Net investment income	0.81%	0.54%	0.53% <sup>(f)</sup>
Portfolio turnover rate <sup>(g)</sup>	55%	72%	10%

\* From commencement of operations on September 16, 2020 through December 31, 2020.

(a) Per share net investment income has been calculated using the average shares outstanding during the period.

(b) Total return is calculated at net asset value assuming reinvestment of dividends and capital gains, if any. Had certain expenses not been waived/reimbursed during the period, total returns would have been lower.

(c) Periods less than one year are not annualized.

(d) The investment adviser agreed to waive its fees and/or reimburse a portion of the Fund's expenses during the period. Without this waiver/reimbursement, expenses would have been higher.

(e) Effective July 1, 2021, the expense limit decreased from 0.90% to 0.85%.

(f) Computed on an annualized basis for periods less than one year.

(g) Portfolio turnover rate excludes securities received or delivered from in-kind processing of creations or redemptions.

## Financial Performance

### For a share outstanding throughout each period.

Natixis Vaughan Nelson Select ETF

	Natixis Vaughan Nelson Select ETF		
	Year Ended December 31, 2022	Year Ended December 31, 2021	Period Ended December 31, 2020*
Net asset value, beginning of the period	\$ 32.01	\$ 27.42	\$ 24.86
<b>Income (loss) from Investment Operations:</b>			
Net investment income <sup>(a)</sup>	0.09	0.21 <sup>(b)</sup>	0.02
Net realized and unrealized gain (loss)	(5.19)	10.68	2.56
Total from Investment Operations	(5.10)	10.89	2.58
<b>Less Distributions From:</b>			
Net investment income	(0.08)	(0.29)	(0.02)
Net realized capital gains	(1.68)	(6.01)	—
Total Distributions	(1.76)	(6.30)	(0.02)
Net asset value, end of the period	\$ 25.15	\$ 32.01	\$ 27.42
Total return <sup>(c)</sup>	(16.59)%	39.60% <sup>(b)</sup>	10.37% <sup>(d)</sup>
<b>Ratios to Average Net Assets:</b>			
Net assets, end of the period (000's)	\$ 11,831	\$ 6,415	\$ 6,043
Net expenses <sup>(e)</sup>	0.80%	0.83% <sup>(f)</sup>	0.85% <sup>(g)</sup>
Gross expenses	2.57%	3.08%	4.95% <sup>(g)</sup>
Net investment income	0.35%	0.65% <sup>(b)</sup>	0.24% <sup>(g)</sup>
Portfolio turnover rate <sup>(h)</sup>	55%	88%	16%

\* From commencement of operations on September 16, 2020 through December 31, 2020.

(a) Per share net investment income has been calculated using the average shares outstanding during the period.

(b) Includes a non-recurring dividend. Without this dividend, net investment income per share would have been \$0.02, total return would have been 38.99% and the ratio of net investment income to average net assets would have been 0.07%.

(c) Total return is calculated at net asset value assuming reinvestment of dividends and capital gains, if any. Had certain expenses not been waived/reimbursed during the period, total returns would have been lower.

(d) Periods less than one year are not annualized.

(e) The investment adviser agreed to waive its fees and/or reimburse a portion of the Fund's expenses during the period. Without this waiver/reimbursement, expenses would have been higher.

(f) Effective July 1, 2021, the expense limit decreased from 0.85% to 0.80%.

(g) Computed on an annualized basis for periods less than one year.

(h) Portfolio turnover rate excludes securities received or delivered from in-kind processing of creations or redemptions.

## Disclaimers

Shares of the Funds are not sponsored, endorsed or promoted by the NYSE Arca. The NYSE Arca makes no representation or warranty, express or implied, to the owners of the shares of a Fund or any member of the public regarding the ability of a Fund to achieve its investment objective. The NYSE Arca is not responsible for, nor has it participated in, the determination of a Fund's investments, nor in the determination of the timing of, prices of, or quantities of shares of a Fund to be issued, nor in the determination or calculation of the equation by which the shares are redeemable. The NYSE Arca has no obligation or liability to owners of the shares of a Fund in connection with the administration, marketing or trading of the shares of a Fund.

Without limiting any of the foregoing, in no event shall the NYSE Arca have any liability for any direct, indirect, special, punitive, consequential or any other damages (including lost profits) even if notified of the possibility of such damages.

*If you would like more information about the Funds, the following documents are or will be available free upon request:*

**Annual and Semiannual Reports**—Provide additional information about each Fund's investments. Each annual report includes a discussion of the market conditions and investment strategies that significantly affected the Fund's performance during its last fiscal year.

**Statement of Additional Information (SAI)**—Provides more detailed information about the Funds and their investment limitations and policies. The SAI has been filed with the SEC and is incorporated into this Prospectus by reference.

**For a free copy of a Fund's annual or semiannual reports or its SAI, to request other information about a Fund, and to make shareholder inquiries generally, contact your financial representative, visit the Funds' website at [im.natixis.com](http://im.natixis.com) or call the Funds at 800-458-7452.**

*Important Notice Regarding Delivery of Shareholder Documents:*

In our continuing effort to reduce your Fund's expenses and the amount of mail that you receive from us, we will combine mailings of prospectuses, annual or semiannual reports and proxy statements to your household. If more than one family member in your household owns the same fund or funds described in a single prospectus, report or proxy statement, you will receive one mailing unless you request otherwise. Additional copies of our prospectuses, reports or proxy statements may be obtained at any time by calling 800-458-7452. If you are currently receiving multiple mailings to your household and would like to receive only one mailing or if you wish to receive separate mailings for each member of your household in the future, please call us at the telephone number listed above and we will resume separate mailings within 30 days of your request.

*Your financial representative or Natixis ETFs will also be happy to answer your questions or to provide any additional information that you may require.*

Text-only copies of the Funds' reports and SAI and other information are available free from the EDGAR Database on the SEC's Internet site at: [www.sec.gov](http://www.sec.gov). Copies of this information may also be obtained, after paying a duplicating fee, by electronic request at the following e-mail address: [publicinfo@sec.gov](mailto:publicinfo@sec.gov).

**Portfolio Holdings**—A description of the Funds' policies and procedures with respect to the disclosure of a Fund's Actual Portfolio securities is available in the SAI.