

Seniors Housing Research Perspective

Q3 2023

For more information, please contact:



RICK BRACE, CFA®
Director, AEW Research
rick.brace@aew.com
617.261.9170

Prepared by AEW Research, November 2023

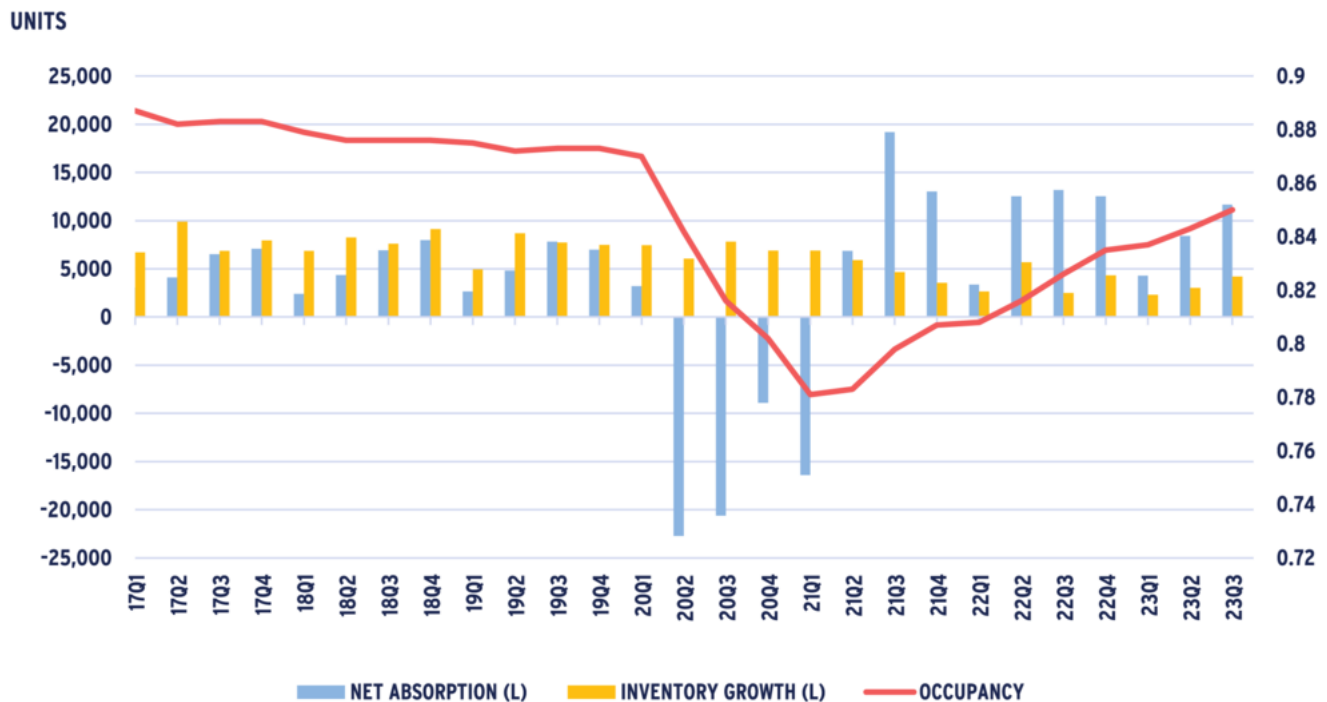
This material is intended for information purposes only and does not constitute investment advice or a recommendation. The information and opinions contained in the material have been compiled or arrived at based upon information obtained from sources believed to be reliable, but we do not guarantee its accuracy, completeness or fairness. Opinions expressed reflect prevailing market conditions and are subject to change. Neither this material, nor any of its contents, may be used for any purpose without the consent and knowledge of AEW. There is no assurance that any prediction, projection or forecast will be realized.

Seniors Housing 3Q Market Update

While capital market dynamics continue to weigh on valuations and liquidity across the broader CRE market including seniors housing, the positive trajectory of underlying fundamentals driving higher net operating income in seniors housing continues with absorption pacing well ahead of inventory growth. Occupancies improved for the ninth consecutive quarter with demand running well above pre-pandemic levels. After demonstrating the ability to pass through 8-10% and higher rent growth increases budgeted for 2023, operators expect continued strength in rent growth in the 6%-8% range in 2024 as the budgeting process gets underway. At the current pace, rent growth now represents real inflation adjusted increases benefitting top-line revenues as expense growth moderates in what has proven to be a persistent albeit moderating inflationary environment. Expense growth will likely remain the governor to driving NOI and margins with top-line revenue showing continued strength.

Overall, seniors housing occupancies increased 70 basis points (bps) in the third quarter to 85.0% across the primary and secondary markets tracked by the National Investment Center for Seniors Housing & Care (NIC). The needs-based sectors have demonstrated the most improvement, although gains were recorded across all unit types after minor revisions. Occupancies for majority assisted living properties increased 90 bps over the quarter to 83.2% while majority independent living assets rose a more modest 60 bps to 86.7%. While these trends clearly point to an improving macro environment, performance continues to vary widely at the property and market level. Nearly one-third (29) of the 99 primary and secondary markets tracked by NIC reported occupancies above pre-pandemic levels with secondary markets dominating the list. For majority assisted living assets, the number increases to 43 markets. The most challenged local markets remain those that experienced the most supply growth or experienced a delayed demand recovery due to stiffer COVID restrictions put in place by state and/or local municipalities. According to NIC, 45% of seniors housing assets were averaging occupancies of 90% or better, while 27% averaged occupancies of 80% or below, highlighting the disparity.

SENIORS HOUSING FUNDAMENTALS TREND: PRIMARY AND SECONDARY MARKETS



Source: Bureau of Economic Analysis (BEA), Conference Board

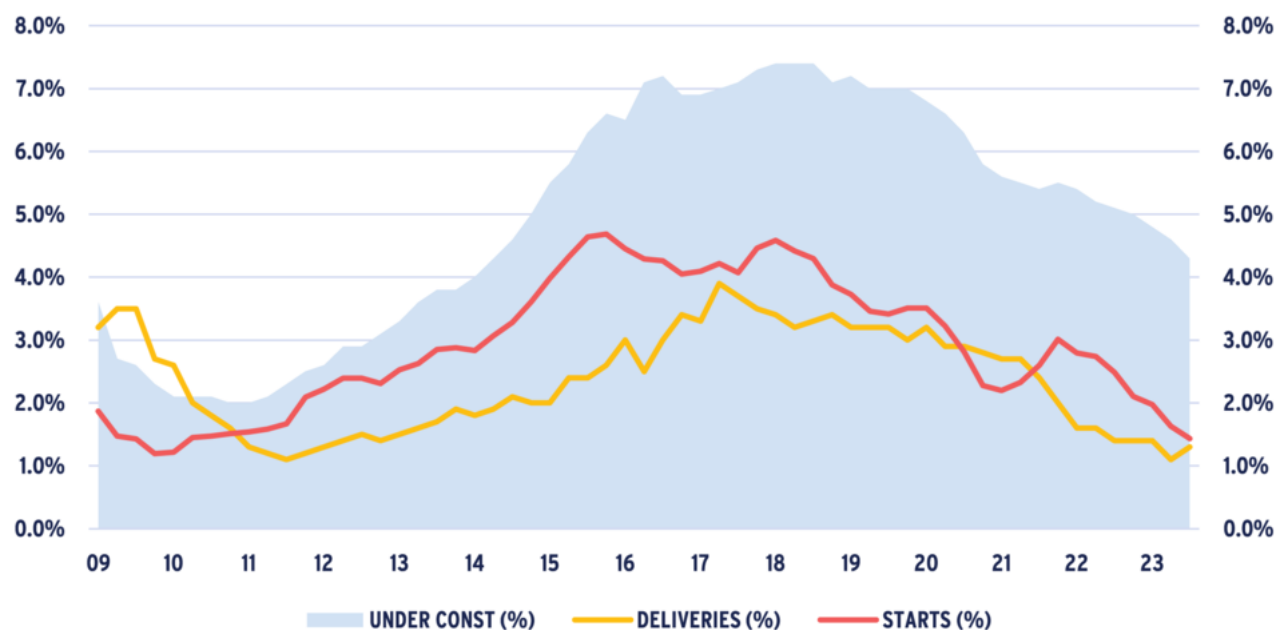
SENIORS HOUSING MARKET FUNDAMENTALS: PRIMARY AND SECONDARY MARKETS

	2023Q3	2023Q2	2022Q3
Properties	8,600	8,571	8,522
Units	1,074,930	1,070,751	1,061,137
Occupancy	85.0%	84.3%	82.6%
Stabilized Occupancy	86.0%	85.0%	84.0%
Absorption	11,666	8,416	13,178
Annual Absorption	4.8%	4.8%	5.1%
Inventory Growth	4,179	3,006	2,500
Annual Inventory Growth	1.3%	1.1%	1.4%
Properties Under Construction	420	453	530
Units Under Construction	46,439	49,423	54,582
Construction vs. Inventory	4.3%	4.6%	5.1%
Average Rent	\$4,884	\$4,841	\$4,606
Annual Rent Growth	5.5%	5.9%	4.8%

Source: NIC Map Data Services

The positive trend in supply-side dynamics remains unchanged with the pipeline of new supply ratcheting down despite revisions that often impact the levels. Roughly 46,400 units, or 4.3% of existing inventory, were under construction through the third quarter with the pace of new projects breaking ground (new starts) at ~1.4%. It is difficult to see new construction maintaining a pace above current levels as the FOMC maintains its hawkish stance on inflation by keeping interest rates elevated. Financing for new construction also remains scarce with tight lending standards adding another governor to building additional product. From an investment perspective, it remains very difficult to justify the return-on-cost to build relative to buying existing product even in the current environment where bid-ask spreads on existing assets remain wide.

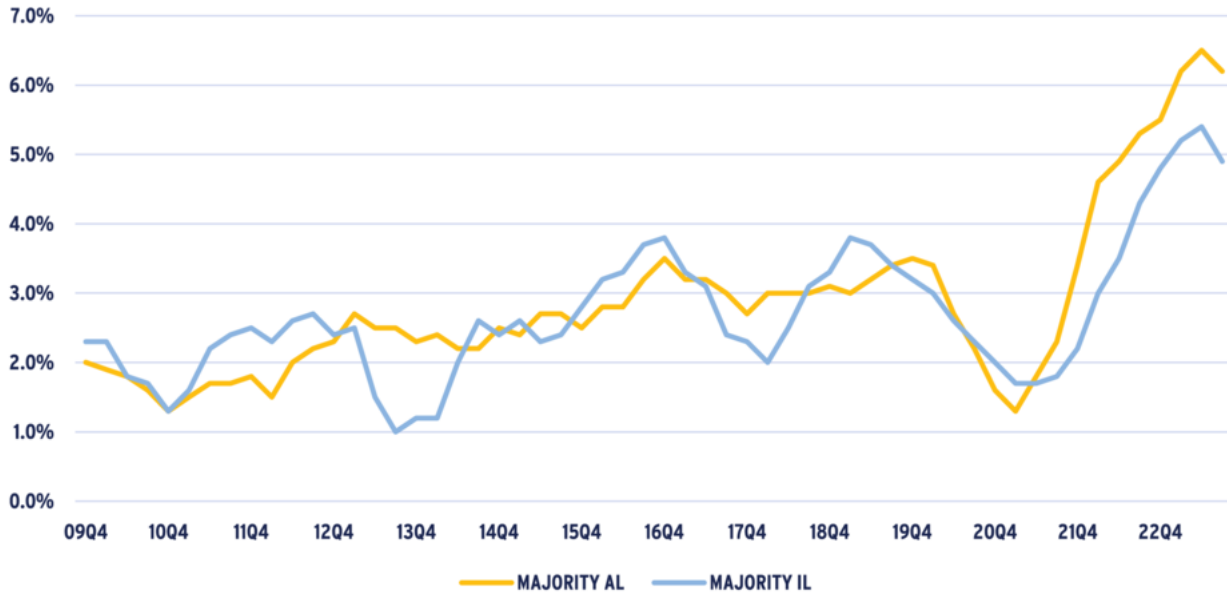
SENIORS HOUSING SUPPLY PIPELINE (% of Inventory)



Source: NIC Map Data Services; Primary and Secondary Markets
As of Q3 2023

Operationally, labor availability has improved with operators reporting the ability to fill full-time roles with labor cost growth moderating, adding stability to managing expenses. Across AEW’s portfolio, agency usage has fallen closer to pre-pandemic levels which, combined with the ability to push rents, is helping drive higher NOIs and margins. This is especially true for communities where occupancies are approaching or have moved above previously stabilized levels. AEW’s portfolio of stabilized assets has seen average occupancy move above 90%, adding to the ability to move rents and drive NOIs.

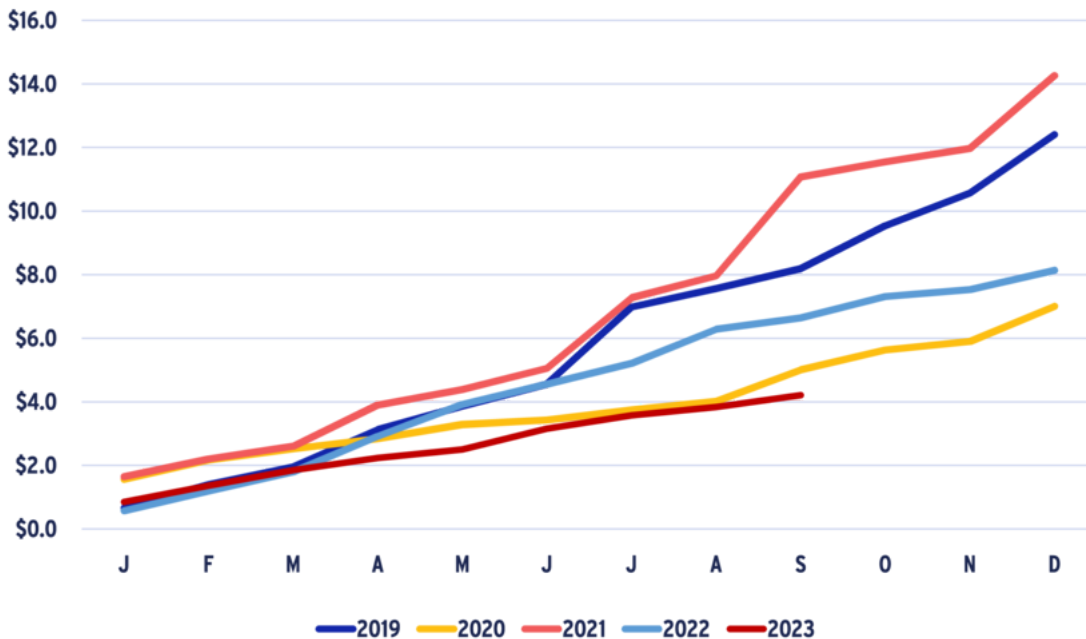
ANNUAL RENT GROWTH - NATIONAL



Source: NIC Map CBSA Property Trends
As of Q3 2023

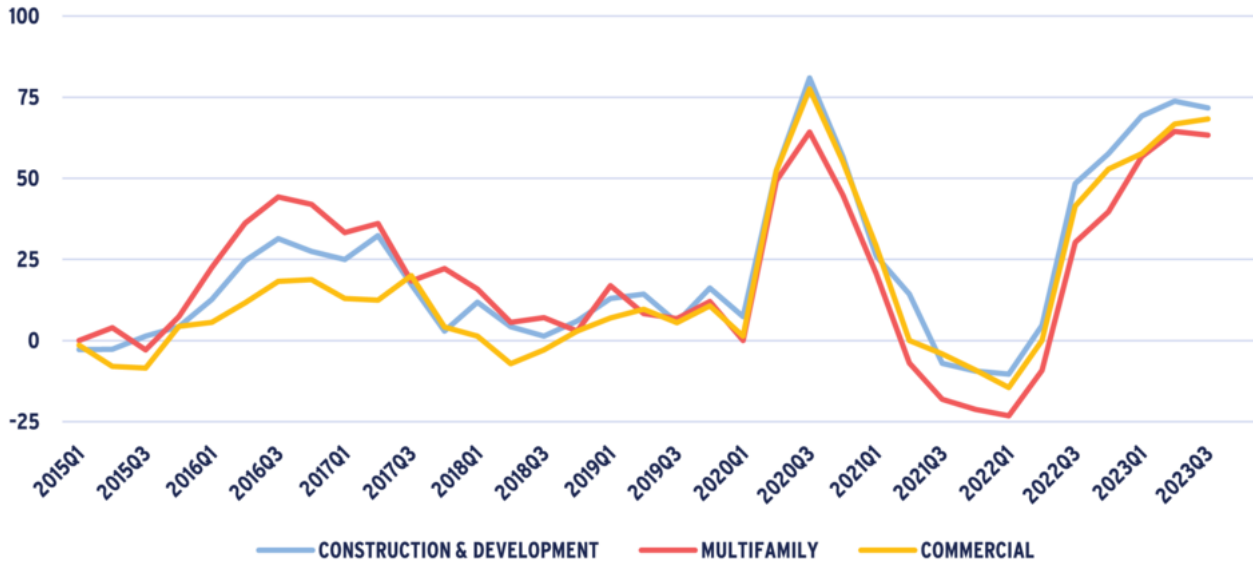
Aggregate transaction activity continued to slow through the third quarter of 2023 with \$1.1 billion changing hands and year-to-date pacing at about two-thirds of last year’s already depressed volume. Individual assets accounted for ~80% of the volume as select deals are closing in the absence of any sizable portfolio trades. Private buyers are most active, accounting for approximately two-thirds of the activity, while REITs, institutional capital and leveraged buyers took a step back as borrowing costs rose and lenders tightened lending standards by requiring additional recourse and covenants. Covenant defaults are prevalent on existing loans and, while lenders have been flexible in return for credit support, the extended recovery and evolving bank stress is adding a layer of difficulty to modifying loans that often require some level of additional cash or credit support from borrowers. Select deals are transacting typically on an all-cash basis or with assumable financing. Lenders continue to tighten underwriting metrics with availability coming at a higher cost, especially as it relates to bridge financing.

CUMULATIVE SENIORS HOUSING TRANSACTION VOLUME (\$BILLIONS)



Source: Real Capital Analytics
As of 10/27/23

PERCENT OF LOAN OFFICERS REPORTING TIGHTENING CONDITIONS



Source: Federal Reserve Board

Overall, the underlying fundamentals continue to improve with solid demand, rising occupancies and a reduced supply pipeline all benefitting rents and top-line revenue growth. Despite the strong momentum, the sector remains in recovery mode with margins still under pressure as NOIs work their way back toward previously stabilized levels. The FOMC’s posture on reining in inflation by pushing interest rates higher continues to be the biggest disruptor for seniors housing and CRE more broadly, adding uncertainty to the capital markets and constraining liquidity. Signs of distress are becoming more evident across the sector. Leveraged assets with misaligned capital structures remain the biggest challenge for owners in the current environment but will likely represent the most attractive opportunities in 2024 for new capital as values and margins adjust.

Additional Notes

This material has been provided for information purposes only to investment service providers or other Professional Clients, Qualified or Institutional Investors and, when required by local regulation, only at their written request. This material must not be used with Retail Investors.

To obtain a summary of investor rights in the official language of your jurisdiction, please consult the legal documentation section of the website (im.natixis.com/intl/intl-fund-documents)

In the E.U.: Provided by Natixis Investment Managers International or one of its branch offices listed below. Natixis Investment Managers International is a portfolio management company authorized by the Autorité des Marchés Financiers (French Financial Markets Authority - AMF) under no. GP 90-009, and a public limited company (société anonyme) registered in the Paris Trade and Companies Register under no. 329 450 738. Registered office: 43 avenue Pierre Mendès France, 75013 Paris. **Germany:** Natixis Investment Managers International, Zweigniederlassung Deutschland (Registration number: HRB 129507): Senckenberganlage 21, 60325 Frankfurt am Main. **Italy:** Natixis Investment Managers International Succursale Italiana, Registered office: Via San Clemente 1, 20122 Milan. **Netherlands:** Natixis Investment Managers International, Nederlands (Registration number 00050438298). Registered office: Stadsplateau 7, 3521AZ Utrecht, the Netherlands. **Spain:** Natixis Investment Managers International S.A., Sucursal en España, Serrano nº90, 6th Floor, 28006 Madrid, Spain. **Sweden:** Natixis Investment Managers International, Nordics Filial (Registration number 516412-8372- Swedish Companies Registration Office). Registered office: Cavendrum Stockholm City AB, Kungsgatan 9, 111 43 Stockholm, Box 2376, 103 18 Stockholm, Sweden. Or,

Provided by Natixis Investment Managers S.A. or one of its branch offices listed below. Natixis Investment Managers S.A. is a Luxembourg management company that is authorized by the Commission de Surveillance du Secteur Financier and is incorporated under Luxembourg laws and registered under n. B 115843. Registered office of Natixis Investment Managers S.A.: 2, rue Jean Monnet, L-2180 Luxembourg, Grand Duchy of Luxembourg. **Belgium:** Natixis Investment Managers S.A., Belgian Branch, Gare Maritime, Rue Picard 7, Bte 100, 1000 Bruxelles, Belgium.

In Switzerland: Provided for information purposes only by Natixis Investment Managers, Switzerland Sàrl, Rue du Vieux Collège 10, 1204 Geneva, Switzerland or its representative office in Zurich, Schweizergasse 6, 8001 Zürich.

In the British Isles: Provided by Natixis Investment Managers UK Limited which is authorised and regulated by the UK Financial Conduct Authority (FCA firm reference no. 190258) - registered office: Natixis Investment Managers UK Limited, Level 4, Cannon Bridge House, 25 Dowgate Hill, London, EC4R 2YA. When permitted, the distribution of this material is intended to be made to persons as described as follows: **in the United Kingdom:** this material is intended to be communicated to and/or directed at investment professionals and professional investors only; **in Ireland:** this material is intended to be communicated to and/or directed at professional investors only; **in Guernsey:** this material is intended to be communicated to and/or directed at only financial services providers which hold a license from the Guernsey Financial Services Commission; **in Jersey:** this material is intended to be communicated to and/or directed at professional investors only; **in the Isle of Man:** this material is intended to be communicated to and/or directed at only financial services providers which hold a license from the Isle of Man Financial Services Authority or insurers authorised under section 8 of the Insurance Act 2008.

In the DIFC: Provided in and from the DIFC financial district by Natixis Investment Managers Middle East (DIFC Branch) which is regulated by the DFSA. Related financial products or services are only available to persons who have sufficient financial experience and understanding to participate in financial markets within the DIFC, and qualify as Professional Clients or Market Counterparties as defined by the DFSA. No other Person should act upon this material. Registered office: Unit L10-02, Level 10, ICDD Brookfield Place, DIFC, PO Box 506752, Dubai, United Arab Emirates

In Japan: Provided by Natixis Investment Managers Japan Co., Ltd. Registration No.: Director-General of the Kanto Local Financial Bureau (kinsho) No.425. Content of Business: The Company conducts investment management business, investment advisory and agency business and Type II Financial Instruments Business as a Financial Instruments Business Operator.

In Taiwan: Provided by Natixis Investment Managers Securities Investment Consulting (Taipei) Co., Ltd., a Securities Investment Consulting Enterprise regulated by the Financial Supervisory Commission of the R.O.C. Registered address: 34F., No. 68, Sec. 5, Zhongxiao East Road, Xinyi Dist., Taipei City 11065, Taiwan (R.O.C.), license number 2020 FSC SICE No. 025, Tel. +886 2 8789 2788.

In Singapore: Provided by Natixis Investment Managers Singapore Limited (NIM Singapore) having office at 5 Shenton Way, #22-05/06, UIC Building, Singapore 068808 (Company Registration No. 199801044D) to distributors and qualified investors for information purpose only. NIM Singapore is regulated by the Monetary Authority of Singapore under a Capital Markets Services Licence to conduct fund management activities and is an exempt financial adviser. Mirova Division (Business Name Registration No.: 53431077W) and Ostrum Division (Business Name Registration No.: 53463468X) are part of NIM Singapore and are not separate legal entities. This advertisement or publication has not been reviewed by the Monetary Authority of Singapore.

In Hong Kong: Provided by Natixis Investment Managers Hong Kong Limited to professional investors for information purpose only.

In Australia: Provided by Natixis Investment Managers Australia Pty Limited (ABN 60 088 786 289) (AFSL No. 246830) and is intended for the general information of financial advisers and wholesale clients only.

In New Zealand: This document is intended for the general information of New Zealand wholesale investors only and does not constitute financial advice. This is not a regulated offer for the purposes of the Financial Markets Conduct Act 2013 (FMCA) and is only available to New Zealand investors who have certified that they meet the requirements in the FMCA for wholesale investors. Natixis Investment Managers Australia Pty Limited is not a registered financial service provider in New Zealand.

In Colombia: Provided by Natixis Investment Managers International Oficina de Representación (Colombia) to professional clients for informational purposes only as permitted under Decree 2555 of 2010. Any products, services or investments referred to herein are rendered exclusively outside of Colombia. This material does not constitute a public offering in Colombia and is addressed to less than 100 specifically identified investors.

In Latin America: Provided by Natixis Investment Managers International.

In Uruguay: Provided by Natixis Investment Managers Uruguay S.A., a duly registered investment advisor, authorised and supervised by the Central Bank of Uruguay. Office: San Lucar 1491, Montevideo, Uruguay, CP 11500. The sale or offer of any units of a fund qualifies as a private placement pursuant to section 2 of Uruguayan law 18,627.

In Mexico: Provided by Natixis IM Mexico, S. de R.L. de C.V., which is not a regulated financial entity, securities intermediary, or an investment manager in terms of the Mexican Securities Market Law (Ley del Mercado de Valores) and is not registered with the Comisión Nacional Bancaria y de Valores (CNBV) or any other Mexican authority. Any products, services or investments referred to herein that require authorization or license are rendered exclusively outside of Mexico. While shares of certain ETFs may be listed in the Sistema Internacional de Cotizaciones (SIC), such listing does not represent a public offering of securities in Mexico, and therefore the accuracy of this information has not been confirmed by the CNBV. Natixis Investment Managers is an entity organized under the laws of France and is not authorized by or registered with the CNBV or any other Mexican authority. Any reference contained herein to "Investment Managers" is made to Natixis Investment Managers and/or any of its investment management subsidiaries, which are also not authorized by or registered with the CNBV or any other Mexican authority.

In Brazil: Provided to a specific identified investment professional for information purposes only by Natixis Investment Managers International. This communication cannot be distributed other than to the identified addressee. Further, this communication should not be construed as a public offer of any securities or any related financial instruments. Natixis Investment Managers International is a portfolio management company authorized by the Autorité des Marchés Financiers (French Financial Markets Authority - AMF) under no. GP 90-009, and a public limited company (société anonyme) registered in the Paris Trade and Companies Register under no. 329 450 738. Registered office: 43 avenue Pierre Mendès France, 75013 Paris.

The above referenced entities are business development units of Natixis Investment Managers, the holding company of a diverse line-up of specialised investment management and distribution entities worldwide. The investment management subsidiaries of Natixis Investment Managers conduct any regulated activities only in and from the jurisdictions in which they are licensed or authorized. Their services and the products they manage are not available to all investors in all jurisdictions. It is the responsibility of each investment service provider to ensure that the offering or sale of fund shares or third party investment services to its clients complies with the relevant national law.

The provision of this material and/or reference to specific securities, sectors, or markets within this material does not constitute investment advice, or a recommendation or an offer to buy or to sell any security, or an offer of any regulated financial activity. Investors should consider the investment objectives, risks and expenses of any investment carefully before investing. The analyses, opinions, and certain of the investment themes and processes referenced herein represent the views of the portfolio manager(s) as of the date indicated. These, as well as the portfolio holdings and characteristics shown, are subject to change. There can be no assurance that developments will transpire as may be forecasted in this material. The analyses and opinions expressed by external third parties are independent and does not necessarily reflect those of Natixis Investment Managers. Past performance information presented is not indicative of future performance.

Although Natixis Investment Managers believes the information provided in this material to be reliable, including that from third party sources, it does not guarantee the accuracy, adequacy, or completeness of such information. This material may not be distributed, published, or reproduced, in whole or in part.

All amounts shown are expressed in USD unless otherwise indicated.

Natixis Investment Managers may decide to terminate its marketing arrangements for this product in accordance with the relevant legislation