

# Mid Caps are the New Small Caps

Mark Farrell - Director, Institutional Marketing

Conventional wisdom has long held that investing in small capitalization stocks typically rewards investors with excess returns. Generally speaking, the historical record supports this principle as small caps have materially outperformed large caps over most extended market periods. However, structural changes have emerged in the small cap universe that imply that the returns of the past may not extend to the future.

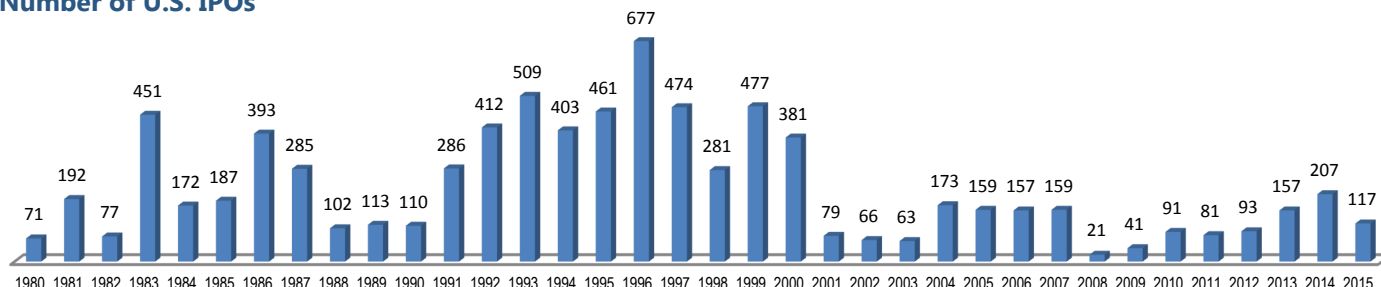
The small cap universe has traditionally been fertile ground from which relatively young, promising companies can raise capital. The public markets have typically offered depth, liquidity and valuations at a considerable premium not easily found in the private market. These benefits have outweighed the demands placed on public companies; reporting requirements, quarterly scrutiny and often steady pressure from investors to meet growth and profitability targets.

Over the past decade regulatory changes and a significant expansion of private equity funding has altered the cost/benefit profile of public equity. As companies remain private longer the small cap universe suffers a decline in the replenishment cycle. Historically, a steady influx of new companies has been instrumental in maintaining the small cap universe invigorated with opportunities. However, the supply of new public companies has slowed markedly.

From 1980 to 2000, the United States averaged 310 IPOs annually. Between 2001 and 2015, the average has declined to 111 IPOs.

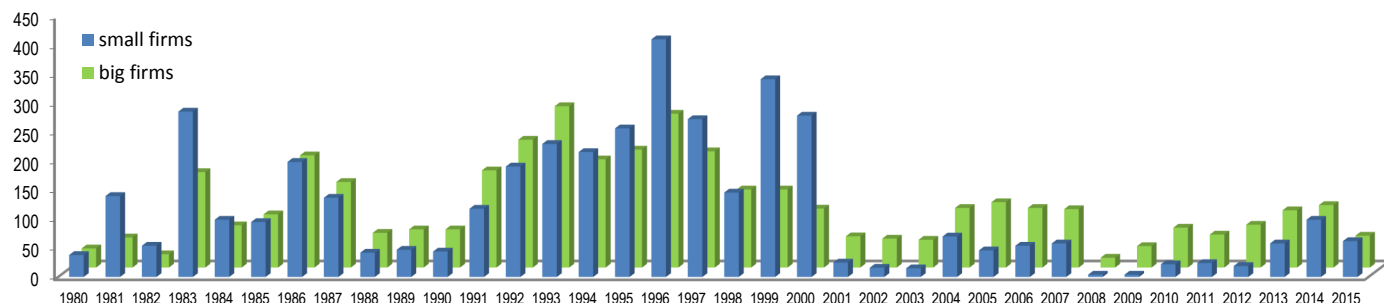
Furthermore, the composition of the IPO market has changed post 2000. From 1980 to 2000, small firms represented 56% of all IPOs. Between 2001 through 2015, only 35% of IPOs were comprised of small companies.

## Number of U.S. IPOs



Source: Initial Public Offerings: Updated Statistics, Jay R. Ritter, Cordell Professor of Finance, University of Florida, March 8, 2016

## Composition of IPOs



The number of U.S. IPOs by year, 1980-2015, with pre-IPO last twelve months sales less than (small firms) or greater than (big firms) \$50 million (2009 purchasing power).  
Source: Initial Public Offerings: Updated Statistics, Jay R. Ritter, Cordell Professor of Finance, University of Florida, March 8, 2016

VAUGHAN  
NELSON INVESTMENT  
MANAGEMENT, LP

600 Travis St., Suite 6300 ■ Houston, TX 77002-3071 ■ 713.224.2545 ■ [www.vaughannelson.com](http://www.vaughannelson.com)

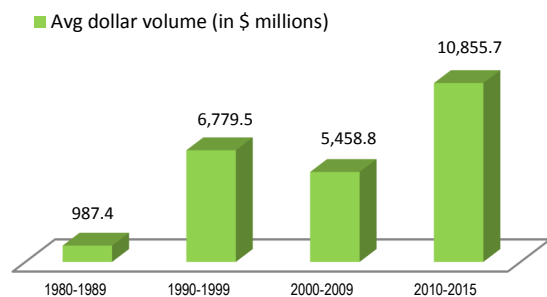
FOR INVESTMENT PROFESSIONAL USE ONLY

The private market has stepped in to fill the funding requirements of small companies. The mechanism by which a growing number of small companies are funded has shifted from the public market to a new asset class – Late Stage Private Equity.

Moreover, companies are now staying private longer. In 2015, the median age of a venture backed company going public is nine years, 50% longer than 2000 (6 years).

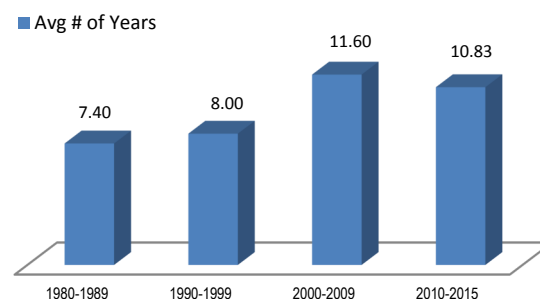
## Private Markets are Supporting Late Stage Growth

### Private Equity Backed IPOs - 1980 to 2015



Source: Initial Public Offerings: Updated Statistics, Jay R. Ritter, Cordell Professor of Finance, University of Florida, March 8, 2016

## Time to IPO - 1980 to 2015



Source: Initial Public Offerings: Updated Statistics, Jay R. Ritter, Cordell Professor of Finance, University of Florida, March 8, 2016

## Implications

Investors seeking the absolute returns generated in the past by the small cap universe may be well served to pursue a barbell approach: allocate to late stage private equity and to mid cap public equity in lieu of small cap public equity. Dedicating capital to late stage private equity allows investors to gain access to those growing, valuable small companies now delaying their access to the public markets. Allocating to mid cap public equity provides the investor entry to these growing companies when they enter the public market as mid cap companies after bypassing the small cap public company stage altogether.

The mid cap space has traditionally offered a more attractive risk/return profile than the small cap universe due to superior quality companies (higher ROAs, better earnings growth). As the more alluring companies enter the public markets as mid caps, the mid cap space will likely increase in quality relative to small caps and the return differential may widen further. Due to these dynamics, public market investors should expect mid caps to outperform small caps in the current environment. Because of this we categorize the present phenomenon as “mid caps are the new small caps”.

## Disclosures/Additional Notes

This material is provided for information purposes only to investment service providers or other Professional Clients, Qualified or Institutional Investors and, when required by local regulation, only at their written request by one of the Natixis Global Asset Management distribution offices listed below. This material may not be redistributed, published, or reproduced, in whole or in part. Although Natixis Global Asset Management believes the information provided in this material to be reliable, including that from third party sources, it does not guarantee the accuracy, adequacy or completeness of such information. The analyses and opinions referenced herein represent the subjective views of the author as referenced, are subject to change. There can be no assurance that developments will transpire as may be forecasted in this material.

**In the EU (ex UK):** This material is provided by NGAM S.A. or one of its branch offices listed below. NGAM S.A. is a Luxembourg management company that is authorized by the Commission de Surveillance du Secteur Financier and is incorporated under Luxembourg laws and registered under n. B 115843. Registered office of NGAM S.A.: 2, rue Jean Monnet, L-2180 Luxembourg, Grand Duchy of Luxembourg. **France:** NGAM Distribution (n.509 471 173 RCS Paris). Registered office: 21 quai d'Austerlitz, 75013 Paris. **Italy:** NGAM S.A., Succursale Italiana (Bank of Italy Register of Italian Asset Management Companies no 23458.3). Registered office: Via Larga, 2 - 20122, Milan, Italy. **Germany:** NGAM S.A., Zweigniederlassung Deutschland (Registration number: HRB 88541). Registered office: Im Trutz Frankfurt 55, Westend Carrée, 7. Floor, Frankfurt am Main 60322, Germany. **Netherlands:** NGAM, Nederlands filiaal (Registration number 50774670). Registered office: World Trade Center Amsterdam, Strawinskylaan 1259, D-Tower, Floor 12, 1077 XX Amsterdam, the Netherlands. **Sweden:** NGAM, Nordics Filial (Registration number 516405-9601 - Swedish Companies Registration Office). Registered office: Kungsgatan 48 5tr, Stockholm 111 35, Sweden. **Spain:** NGAM, Sucursal en España. Registered office: Torre Colon II - Plaza Colon, 2 - 28046 Madrid, Spain. **In Switzerland:** Provided by NGAM, Switzerland Sàrl, Rue du Vieux Collège 10, 1204 Geneva, Switzerland or its representative office in Zurich, Schweizergasse 6, 8001 Zürich. **In the UK:** Approved for use by NGAM UK Limited, authorized and regulated by the Financial Conduct Authority (register no. 190258). Registered Office: NGAM UK Limited, One Carter Lane, London, EC4V 5ER. **In the DIFC:** Distributed in and from the DIFC financial district to Professional Clients only by NGAM Middle East, a branch of NGAM UK Limited, which is regulated by the DFSA. Related financial products or services are only available to persons who have sufficient financial experience and understanding to participate in financial markets within the DIFC, and qualify as Professional Clients as defined by the DFSA. Registered office: Office 603 - Level 6, Currency House Tower 2, PO Box 118257, DIFC, Dubai, United Arab Emirates. **In Singapore:** Provided by NGAM Singapore (name registration no. 53102724D), a division of Natixis Asset Management Asia Limited (company registration no. 199801044D). Natixis Asset Management Asia Limited is authorized by the Monetary Authority of Singapore and holds a Capital Markets Services License to provide investment management services in Singapore. Registered address of NGAM Singapore: 10 Collyer Quay, #14-07/08 Ocean Financial Centre, Singapore 049315. **In Taiwan:** This material is provided by NGAM Securities Investment Consulting Co., Ltd., a Securities Investment Consulting Enterprise regulated by the Financial Supervisory Commission of the R.O.C and a business development unit of Natixis Global Asset Management. Registered address: 16F-1, No. 76, Section 2, Tun Hwa South Road, Taipei, Taiwan, Da-An District, 106 (Ruentex Financial Building I), R.O.C., license number 2012 FSC SICE No. 039, Tel. +886 2 2784 5777. **In Japan:** Provided by Natixis Asset Management Japan Co., Registration No.: Director-General of the Kanto Local Financial Bureau (kinsho) No. 425. Content of Business: The Company conducts discretionary asset management business and investment advisory and agency business as a Financial Instruments Business Operator. Registered address: 2-2-3 Uchisaiwaicho, Chiyoda-ku, Tokyo. **In Hong Kong:** This document is issued by NGAM Hong Kong Limited and is provided solely for general information only and does not constitute a solicitation to buy or an offer to sell any financial products or services. Certain information included in this material is based on information obtained from other sources considered reliable. However, NGAM Hong Kong Limited does not guarantee the accuracy of such information. Please note that the content of the above website has not been reviewed or approved by the HK SFC. It may contain information about funds that are not authorized by the SFC. **In Australia:** This document is issued by NGAM Australia Pty Limited (NGAM Aust) (ABN 60 088 786 289) (AFSL No. 246830) and is intended for the general information of financial advisers and wholesale clients only and does not constitute any offer or solicitation to buy or sell securities and no investment advice or recommendation. Investment involves risks. This document may not be reproduced, distributed or published, in whole or in part, without the prior approval of NGAM Aust. Information herein is based on sources NGAM Aust believe to be accurate and reliable as at the date it was made. NGAM Aust reserve the right to revise any information herein at any time without notice. **In Latin America:** This material is provided by NGAM S.A. **In Mexico:** This material is provided by NGAM Mexico, S. de R.L. de C.V., which is not a regulated financial entity with the Comisión Nacional Bancaria y de Valores or any other Mexican authority. This material should not be considered an offer of securities or investment advice or any regulated financial activity. Any products, services or investments referred to herein are rendered exclusively outside of Mexico. **In Uruguay:** This material is provided by NGAM Uruguay S.A., a duly registered investment advisor, authorised and supervised by the Central Bank of Uruguay. Registered office: WTC - Luis Alberto de Herrera 1248, Torre 3, Piso 4, Oficina 474, Montevideo, Uruguay, CP 11300. **In Colombia:** This material is provided by NGAM S.A. Oficina de Representación (Colombia) to professional clients for informational purposes only as permitted under Decree 2555 of 2010. Any products, services or investments referred to herein are rendered exclusively outside of Colombia. • Each above referenced entity is a business development unit of Natixis Global Asset Management, S.A., the holding company of a diverse line-up of specialized investment management and distribution entities worldwide. The investment management subsidiaries of Natixis Global Asset Management conduct any regulated activities only in and from the jurisdictions in which they are licensed or authorized. Their services and the products they manage are not available to all investors in all jurisdictions. • **In Canada:** NGAM Distribution, L.P. ("NGAM Distribution"), with its principal office located in Boston, MA, is not registered in Canada and any dealings with prospective clients or clients in Canada are in reliance upon an exemption from the dealer registration requirement in National Instrument 31 - 103 Registration Requirements, Exemptions and Ongoing Registrant Obligations. There may be difficulty enforcing legal rights against NGAM Distribution because it is resident outside of Canada and all or substantially all of its assets may be situated outside of Canada. The agent for service of process in Alberta is Borden Ladner Gervais LLP (Jonathan Doll), located at Centennial Place, East Tower, 1900, 520 - 3rd Avenue SW, Calgary, Alberta T2P 0R3. The agent for service of process in British Columbia is Borden Ladner Gervais LLP (Jason Brooks), located at 1200 Waterfront Centre, 200 Burrard Street, P.O. Box 48600, Vancouver, BC V7X 1T2. The agent for service of process in Ontario is Borden Ladner Gervais LLP (John E. Hall), located at Scotia Plaza, 40 King St. W, Toronto, ON M5H 3Y4. The agent for service of process in Quebec is Borden Ladner Gervais LLP (Christian Faribault), located at 1000 de La Gauchetière St. W, Suite 900, Montreal, QC H3B 5H4. **In the United States:** Provided by NGAM Distribution L.P. 399 Boylston St. Boston, MA 02116. • Natixis Global Asset Management consists of Natixis Global Asset Management, S.A., NGAM Distribution, L.P., NGAM Advisors, L.P., NGAM S.A., and NGAM S.A.'s business development units across the globe, each of which is an affiliate of Natixis Global Asset Management, S.A. The affiliated investment managers and distribution companies are each an affiliate of Natixis Global Asset Management, S.A.

This material should not be considered a solicitation to buy or an offer to sell any product or service to any person in any jurisdiction where such activity would be unlawful. Investors should consider the investment objectives, risks and expenses of any investment carefully before investing. This document may contain references to third party copyrights, indexes, and trademarks, each of which is the property of its respective owner. Such owner is not affiliated with Natixis Global Asset Management or any of its related or affiliated companies (collectively "NGAM") and does not sponsor, endorse or participate in the provision of any NGAM services, funds or other financial products. The index information contained herein is derived from third parties and is provided on an "as is" basis. The user of this information assumes the entire risk of use of this information. Each of the third party entities involved in compiling, computing or creating index information, disclaims all warranties (including, without limitation, any warranties of originality, accuracy, completeness, timeliness, non-infringement, merchantability and fitness for a particular purpose) with respect to such information.