

# MEANINGFUL DISTINCTIONS: EMERGING MARKET CORPORATE BONDS VERSUS EMERGING MARKET SOVEREIGNS



## WRITTEN BY

THE LOOMIS SAYLES  
EMERGING MARKETS DEBT TEAM

EMERGING MARKET (EM) CREDIT, A GENERAL CATCHALL PHRASE, INACCURATELY BLURS TOGETHER TWO DISTINCT INVESTMENT OPPORTUNITY SETS—EM SOVEREIGNS AND EM CORPORATES.

After several years of sovereign downgrades, there has been a decoupling of the corporate asset class from the sovereign space. The EM corporate sector continues to evolve with underlying fundamentals and technicals playing a significant role in performance. In the current phase of the credit cycle, this maturing theme has continued.

We believe EM corporates offering greater diversification, spread premium and lower volatility will continue to offer better risk-adjusted returns compared to the EM sovereign universe.



## Broad Diversification

Simply put, the EM hard-currency corporate universe is larger than that of EM sovereign. We believe the breadth of EM corporate securities presents more opportunities for research-based security selection to enhance diversification. Consider that there are 167 issuers in the J.P. Morgan sovereign index<sup>1</sup> compared to 702 corporate issuers included in the J.P. Morgan EM corporate index.<sup>2</sup> (J.P. Morgan indices cited in the footnotes below are used to represent the corporate and sovereign universes throughout this paper.)

## Higher Credit Quality

On the face of it, a comparison of average credit quality for EM corporates (BBB-/BAA3) to EM sovereigns (BBB-/BA1) does not reveal much. However, analysis by credit tier shows a distinct quality differential. Sovereigns have a 27.7% weighting in B and C rated debt, almost 10 percentage points higher as compared with that of the corporate index.

### CREDIT QUALITY BREAKDOWNS

Source: J.P. Morgan, as of June 30, 2020.

	EM SOVEREIGNS	EM CORPORATES
Long IG Corporate	55.3	58.7
AA and Above	7.3	1.8
A	14.4	20.9
BBB	33.5	36.0
High Yield	44.7	41.3
BB	16.5	20.0
B	24.0	11.7
CCC	0.8	5.0
CC	1.4	0.2
C	1.5	0.2
NR	0.6	4.1

<sup>1</sup> J.P. Morgan Emerging Markets Bond Index Global Diversified (Sovereign, EMBI GD).

<sup>2</sup> J.P. Morgan Corporate Emerging Markets Broad Diversified Index (CEMBI BD).



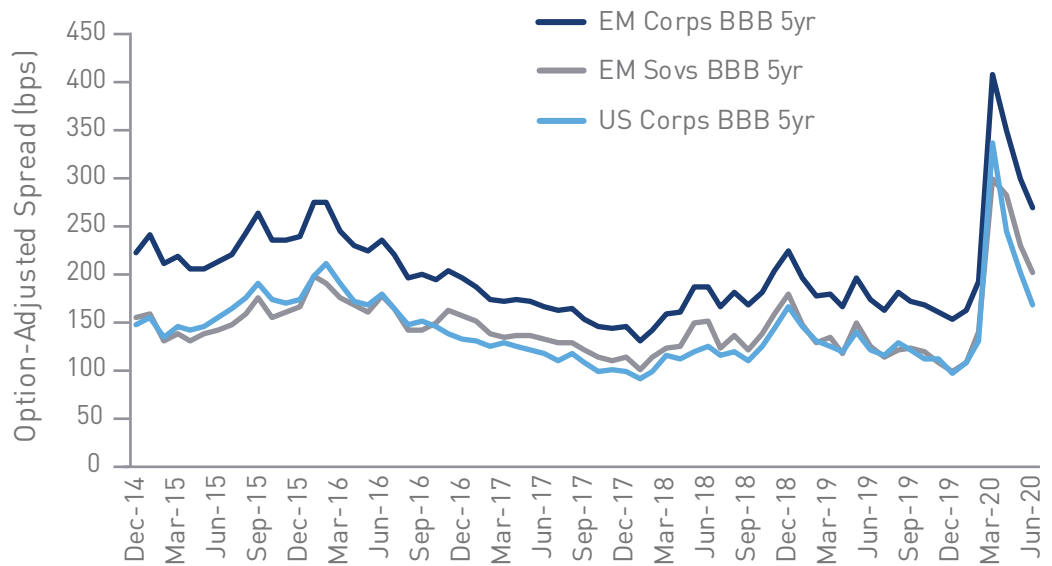


## Yield Spread Premium

On a rating- and duration-adjusted basis, the EM corporate credit sector has offered a persistent spread premium compared with that of its developed market and EM sovereign peers (see charts below). The excess premium typically offered by EM corporate credits has the potential to translate into higher returns. As many investors know, yields can drive long-term returns in fixed income.

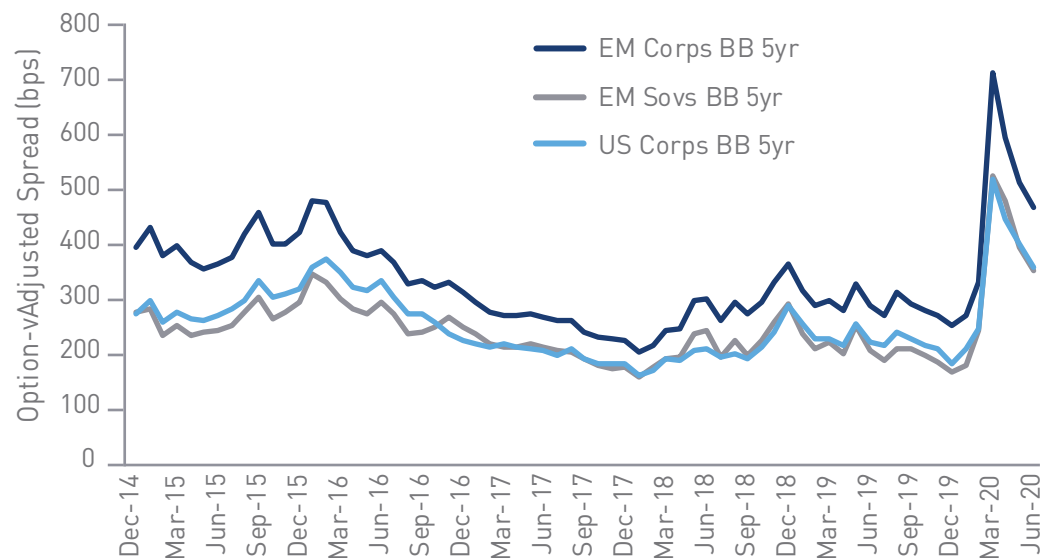
### SPREAD COMPARISON: BBB, 5 YEAR

Source: Loomis Sayles,  
as of June 30, 2020.



### SPREAD COMPARISON: BB, 5 YEAR

Source: Loomis Sayles,  
as of June 30, 2020.



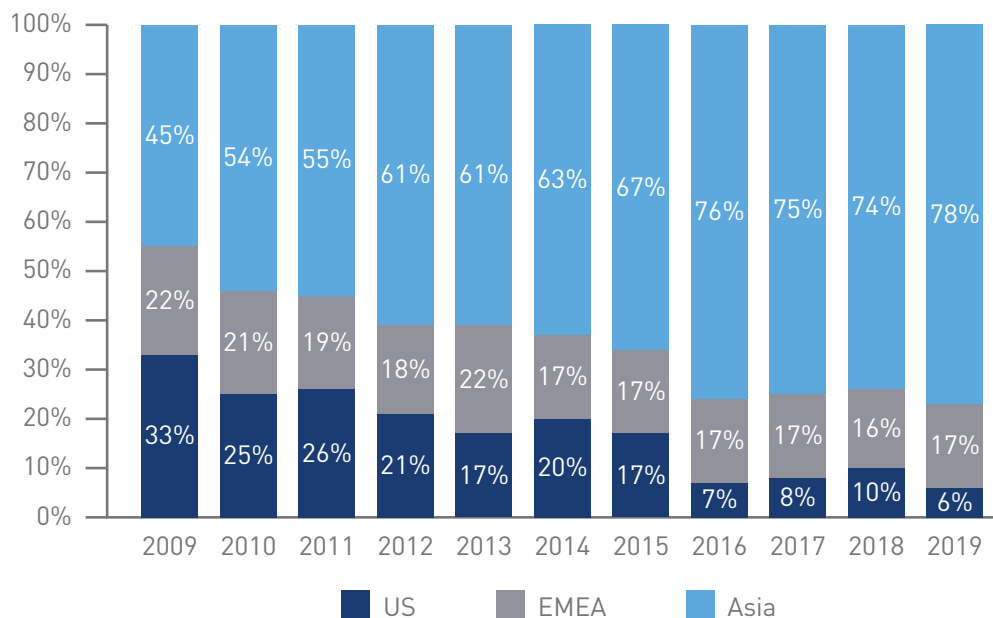


## Steadier Technicals

Historically, the asset class has been dominated by larger-scale, geographically diverse, institutional buyers. This solid buyer base has helped provide a strong anchor for EM during periods of volatility. This view has been supported by evidence on new-issue allocations.

### ASIA NEW ISSUE ALLOCATION BY REGION

Source: J.P. Morgan, data as of May 31, 2020.



In recent years, Asia's domestic buyer base has grown in importance. Asia, and predominately China, has been the primary driver of net new issuance within the EM corporate landscape. New deals out of the region typically find a strong base of support from local buyers eager to hold US-denominated assets from domestic issuers.

While we have an indication of who is buying EM corporate paper, even more telling is who has been less involved in the asset class—retail investors. Using the ETF market as a proxy for retail investing, EM corporate ETFs have been far fewer and smaller on a market-capitalization basis than their EM sovereign ETF counterparts. Lower relative retail participation and higher institutional ownership can provide a supportive dynamic when outflow pressures contribute to choppy prices.

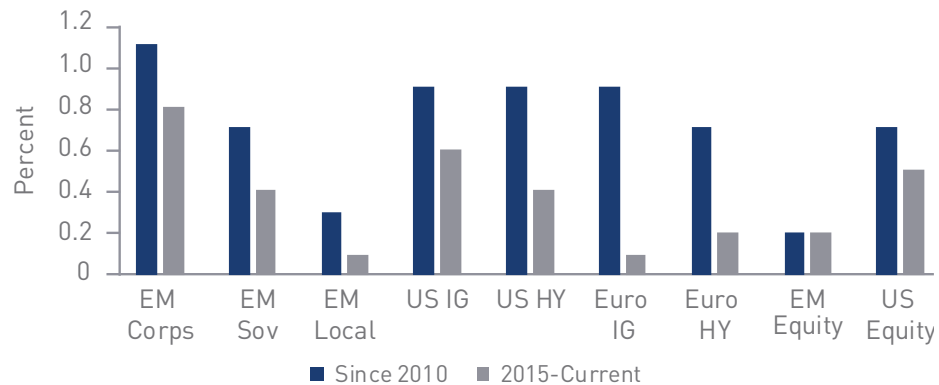


## Strong Risk-Adjusted Returns

We believe the combination of factors discussed above have contributed to the attractive risk-adjusted returns of the EM corporate sector—notable across the credit universe. During the past five years, on a risk-adjusted basis, EM corporates have outperformed EM sovereign, US credit and Euro credit.

### SHARPE RATIO COMPARISON

Source: J.P. Morgan, as of June 30, 2020. Weekly returns annualized. EM Corps: JPM CEMBI Broad. EM Sovs: JPM EMBIG Diversified. EM Local: JPM GB EM Global Diversified. US IG: JPM US Liquid Index (JULI). US HY: JPM Domestic High Yield. Euro IG and Euro HY are iBoxx corporate indices. EM Equities: MSCI EM Index. US Equities: S&P 500 Index.



## Opportunistic EM Sovereign Investing

We do see times when sovereigns offer value in an EM corporate portfolio. Our exposure to EM sovereigns across our various EM corporate strategies is generally under 5%. The following three reasons primarily drive our allocations to sovereigns:

- A favorable view on a country where there is limited corporate opportunity.
- Little relative value in the corporates relative to the sovereign.
- Curve management – often EM corporates have only one or two bonds outstanding. Sovereigns generally have a more robust curve and offer the opportunity to tactically position on the curve.

## Loomis Sayles EM US Dollar Corporate Credit Solutions

Loomis Sayles' EM corporate credit capabilities include EM corporate short-duration strategies, EM corporate benchmark products, buy and maintain portfolios and ESG (environmental, social and governance)-sensitive accounts. The EM US dollar corporate universe can present a robust opportunity set where bespoke mandates can be tailored to help achieve investor yield and risk objectives.

## AUTHORS

**ELISABETH COLLERAN, CFA**  
VP, Portfolio Manager

**EDDY STERNBERG**  
VP, Portfolio Manager

**THU HA CHOW**  
Asia Strategist

**KATHLEEN PALMER**  
VP, Product Manager

**JACKIE LAFFERTY**  
VP, Senior Investment  
Analyst

**ASHLEY FRITZ, CFA**  
Investment Analyst

## Disclosure

*This material is provided for informational purposes only and should not be construed as investment advice. Any opinions or forecasts contained herein reflect the subjective judgments and assumptions of the authors only, and do not necessarily reflect the views of Loomis, Sayles & Company, L.P. Investment recommendations may be inconsistent with these opinions. There is no assurance that developments will transpire as forecasted and actual results will be different. Information obtained from outside sources is believed to be correct, but Loomis Sayles cannot guarantee its accuracy. This information is subject to change at any time without notice.*

*Diversification does not ensure a profit or guarantee against a loss.*

*This is not an offer of, or a solicitation of an offer for, any investment strategy or product.*

*Any investment that has the possibility for profits also has the possibility of losses.*

*Market conditions are extremely fluid and change frequently.*

***Past performance is no guarantee of, and not necessarily indicative of, future results.***

*LS Loomis | Sayles is a trademark of Loomis, Sayles & Company, L.P. registered in the US Patent and Trademark Office.*

This material has been provided for information purposes only to investment service providers or other Professional Clients, Qualified or Institutional Investors and, when required by local regulation, only at their written request. This material must not be used with Retail Investors.

**In the E.U. (outside of the UK and France):** Provided by Natixis Investment Managers S.A. or one of its branch offices listed below. Natixis Investment Managers S.A. is a Luxembourg management company that is authorized by the Commission de Surveillance du Secteur Financier and is incorporated under Luxembourg laws and registered under n. B 115843. Registered office of Natixis Investment Managers S.A.: 2, rue Jean Monnet, L-2180 Luxembourg, Grand Duchy of Luxembourg. **Italy:** Natixis Investment Managers S.A., Succursale Italiana (Bank of Italy Register of Italian Asset Management Companies no 23458.3). Registered office: Via San Clemente 1, 20122 Milan, Italy. **Germany:** Natixis Investment Managers S.A., Zweigniederlassung Deutschland (Registration number: HRB 88541). Registered office: Im Trutz Frankfurt 55, Westend Carrée, 7. Floor, Frankfurt am Main 60322, Germany. **Netherlands:** Natixis Investment Managers, Nederlands (Registration number 50774670). Registered office: Stadsplateau 7, 3521AZ Utrecht, the Netherlands. **Sweden:** Natixis Investment Managers, Nordics Filial (Registration number 516405-9601 - Swedish Companies Registration Office). Registered office: Kungsgatan 48 5tr, Stockholm 111 35, Sweden. **Spain:** Natixis Investment Managers, Sucursal en España. Serrano n°90, 6th Floor, 28006, Madrid, Spain. **Belgium:** Natixis Investment Managers S.A., Belgian Branch, Louizalaan 120 Avenue Louise, 1000 Brussel/Bruxelles, Belgium.

**In France:** Provided by Natixis Investment Managers International – a portfolio management company authorized by the Autorité des Marchés Financiers (French Financial Markets Authority - AMF) under no. GP 90-009, and a public limited company (société anonyme) registered in the Paris Trade and Companies Register under no. 329 450 738. Registered office: 43 avenue Pierre Mendès France, 75013 Paris.

**In Switzerland:** Provided for information purposes only by Natixis Investment Managers, Switzerland Sàrl, Rue du Vieux Collège 10, 1204 Geneva, Switzerland or its representative office in Zurich, Schweizergasse 6, 8001 Zürich.

**In the British Isles:** Provided by Natixis Investment Managers UK Limited which is authorised and regulated by the UK Financial Conduct Authority (register no. 190258) - registered office: Natixis Investment Managers UK Limited, One Carter Lane, London, EC4V 5ER. When permitted, the distribution of this material is intended to be made to persons as described as follows: **in the United Kingdom:** this material is intended to be communicated to and/or directed at investment professionals and professional investors only; **in Ireland:** this material is intended to be communicated to and/or directed at professional investors only; **in Guernsey:** this material is intended to be communicated to and/or directed at only financial services providers which hold a license from the Guernsey Financial Services Commission; **in Jersey:** this material is intended to be communicated to and/or directed at professional investors only; **in the Isle of Man:** this material is intended to be communicated to and/or directed at only financial services providers which hold a license from the Isle of Man Financial Services Authority or insurers authorised under section 8 of the Insurance Act 2008.

**In the DIFC:** Provided in and from the DIFC financial district by Natixis Investment Managers Middle East (DIFC Branch) which is regulated by the DFSA. Related financial products or services are only available to persons who have sufficient financial experience and understanding to participate in financial markets within the DIFC, and qualify as Professional Clients or Market Counterparties as defined by the DFSA. No other Person should act upon this material. Registered office: Unit L10-02, Level 10, ICD Brookfield Place, DIFC, PO Box 506752, Dubai, United Arab Emirates

**In Japan:** Provided by Natixis Investment Managers Japan Co., Ltd., Registration No.: Director-General of the Kanto Local Financial Bureau (kinsho) No. 425. Content of Business: The Company conducts discretionary asset management business and investment advisory and agency business as a Financial Instruments Business Operator. Registered address: 1-4-5, Roppongi, Minato-ku, Tokyo.

**In Taiwan:** Provided by Natixis Investment Managers Securities Investment Consulting (Taipei) Co., Ltd., a Securities Investment Consulting Enterprise regulated by the Financial Supervisory Commission of the R.O.C. Registered address: 34F., No. 68, Sec. 5, Zhongxiao East Road, Xinyi Dist., Taipei City 11065, Taiwan (R.O.C.), license number 2020 FSC SICE No. 025, Tel. +886 2 8789 2788.

**In Singapore:** Provided by Natixis Investment Managers Singapore Limited (company registration no. 199801044D) to distributors and institutional investors for informational purposes only.

**In Hong Kong:** Provided by Natixis Investment Managers Hong Kong Limited to institutional/ corporate professional investors only.

**In Australia:** Provided by Natixis Investment Managers Australia Pty Limited (ABN 60 088 786 289) (AFSL No. 246830) and is intended for the general information of financial advisers and wholesale clients only.

**In New Zealand:** This document is intended for the general information of New Zealand wholesale investors only and does not constitute financial advice. This is not a regulated offer for the purposes of the Financial Markets Conduct Act 2013 (FMCA) and is only available to New Zealand investors who have certified that they meet the requirements in the FMCA for wholesale investors. Natixis Investment Managers Australia Pty Limited is not a registered financial service provider in New Zealand.

**In Latin America:** Provided by Natixis Investment Managers S.A.

**In Uruguay:** Provided by Natixis Investment Managers Uruguay S.A., a duly registered investment advisor, authorised and supervised by the Central Bank of Uruguay. Office: San Lucar 1491, Montevideo, Uruguay, CP 11500. The sale or offer of any units of a fund qualifies as a private placement pursuant to section 2 of Uruguayan law 18,627.

**In Colombia:** Provided by Natixis Investment Managers S.A. Oficina de Representación (Colombia) to professional clients for informational purposes only as permitted under Decree 2555 of 2010. Any products, services or investments referred to herein are rendered exclusively outside of Colombia. This material does not constitute a public offering in Colombia and is addressed to less than 100 specifically identified investors.

**In Mexico** Provided by Natixis IM Mexico, S. de R.L. de C.V., which is not a regulated financial entity, securities intermediary, or an investment manager in terms of the Mexican Securities Market Law (Ley del Mercado de Valores) and is not registered with the Comisión Nacional Bancaria y de Valores (CNBV) or any other Mexican authority. Any products, services or investments referred to herein that require authorization or license are rendered exclusively outside of Mexico. While shares of certain ETFs may be listed in the Sistema Internacional de Cotizaciones (SIC), such listing does not represent a public offering of securities in Mexico, and therefore the accuracy of this information has not been confirmed by the CNBV. Natixis Investment Managers is an entity organized under the laws of France and is not authorized by or registered with the CNBV or any other Mexican authority. Any reference contained herein to "Investment Managers" is made to Natixis Investment Managers and/or any of its investment management subsidiaries, which are also not authorized by or registered with the CNBV or any other Mexican authority.

The above referenced entities are business development units of Natixis Investment Managers, the holding company of a diverse line-up of specialised investment management and distribution entities worldwide. The investment management subsidiaries of Natixis Investment Managers conduct any regulated activities only in and from the jurisdictions in which they are licensed or authorized. Their services and the products they manage are not available to all investors in all jurisdictions. It is the responsibility of each investment service provider to ensure that the offering or sale of fund shares or third party investment services to its clients complies with the relevant national law.

The provision of this material and/or reference to specific securities, sectors, or markets within this material does not constitute investment advice, or a recommendation or an offer to buy or to sell any security, or an offer of any regulated financial activity. Investors should consider the investment objectives, risks and expenses of any investment carefully before investing. The analyses, opinions, and certain of the investment themes and processes referenced herein represent the views of the portfolio manager(s) as of the date indicated. These, as well as the portfolio holdings and characteristics shown, are subject to change. There can be no assurance that developments will transpire as may be forecasted in this material. Past performance information presented is not indicative of future performance.

Although Natixis Investment Managers believes the information provided in this material to be reliable, including that from third party sources, it does not guarantee the accuracy, adequacy, or completeness of such information. This material may not be distributed, published, or reproduced, in whole or in part.

All amounts shown are expressed in USD unless otherwise indicated.