

Greenium: new catalysts in 2022



Agathe Foussard
CFA¹, Portfolio Manager



Nelson Ribeirinho
Portfolio Manager, Senior
Credit Analyst

The Greenium – the yield that investors concede to companies issuing a green bond compared to the performance they would have required from these same companies for a conventional bond with the same maturity - was long perceived as volatile, hovering in one direction or another according to the seasonality. But it finally became a key issue in 2020.

Since our last study conducted in 2021 ([Greenium, An ally, and source of opportunities](#)), the Greenium, which for us is merely due to a discrepancy between supply and demand, has dipped, but it remains exposed to the current environment, characterised by heightened risk aversion and volatility.

In this new study, we shall examine factors that may act as new catalysts for the Greenium in 2022: positive interest rates, consecration by the European taxonomy, emergence of Sustainability Linked Bonds² as rivals for green bonds, and finally, updated credit ratings for indices and the overall bond universe.

Today³, the Greenium stands at 2.64bp as a yield differential (or credit spread⁴), having dropped to 1.5bp over the course of January. We believe the Greenium will **balance out in 2022 at 2bp for senior debt**, and more accurately at 5bp for senior corporate debt (excluding financials) and 6pb excluding utilities, governments, and financials. Within these sectors, it seems natural for the **green bonds issued by utility companies or banks to display a weak or even neutral Greenium**, as all their debt could become “green”, and banks cannot issue Sustainability Linked Bonds due to regulatory challenges.

Corporate Greenium



Source: Natixis

1.CFA® and Chartered Financial Analyst® are registered trademarks owned by the CFA Institute.

2.SLBS, or Sustainability-Linked bonds are conventional bonds except for the fact that they set a “sustainability” target to be met within a specific timeframe. If the issuer fails to achieve this target, the coupon will be higher. These targets are often – but not systematically – determined in accordance with the SDGs, the UN’s Sustainable Development Goals. The principles are listed by the ICMA (International Capital Market Association), the authority that governs market standards.

3.Data as of 15/03/2022. Source: Mirova

4.Differential between the yield of a bond and the swap rate, for identical maturities.

Green bonds issued by the automotive sector also appear to generate a limited amount of Greenium, as their financing needs chiefly concern “clean” vehicles which contribute towards carbon-neutral mobility.

The big uncertainty in the Greenium “equation” remains the predominance of Sustainability-Linked Bonds, which flooded the primary market last year with issuance volumes topping \$100 billion. Sustainability-Linked Bonds offer a degree of flexibility, as the targets remain in the company’s hands, so to speak, which is not the case with green, sustainable, or social bonds.

It therefore seems likely that several sectors, particularly within cyclicals, could be attracted by this format: in these sectors, the Greenium will **depend on the proportion of green bonds vs. conventional bonds vs. Sustainability-Linked Bonds, so could potentially be higher.**

As we shall discuss later, the competition between Sustainability-Linked-Bonds and green or sustainable bonds, is a determining factor.

Recent events, including the invasion of Ukraine by Russia, have created a risk averse environment, causing credit spreads to widen. Against this backdrop, it seems that green and sustainable bonds tend to behave better (i.e. are less sold-off), demonstrating stronger resilience. This is driven by: i) the more defensive profile displayed by the green bond universe; ii) their popular “impact” characteristics; and iii) their investor base, believed to have a longer investment horizon.

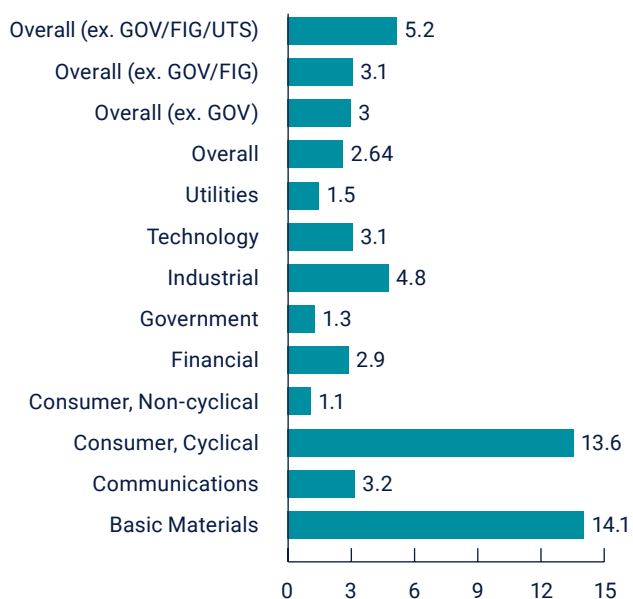
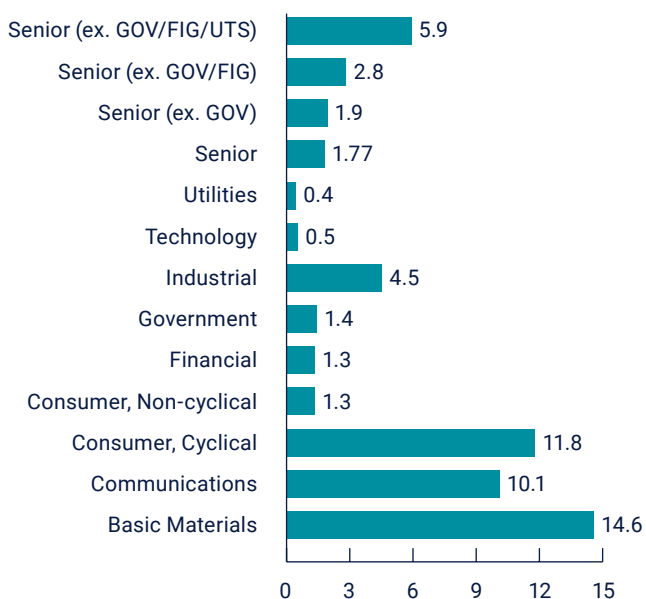
GREENIUM: OUR METHODOLOGY

This publication follows an [earlier article published in 2021](#). Details of the calculation methodology are provided in this report. As a reminder, the Greenium is expressed in basis points as a yield differential, or credit spread, within the Euro-denominated universe (in effect, 460 Greeniums were calculated). This represents the yield conceded by investors, in basis points – and corresponds to a Greenium of 3bp⁵.

Greenium by sector: dispersion due to the number of green bonds and issuers

Scaled according to the issuing sector, the ratio between supply and demand has confirmed our expectations: the Greenium tends to be lower in sectors where conventional bonds are expected to be in a minority, replaced by green bonds. These sectors include utilities and financials. The utilities sector operates at the heart of the energy and environmental transition and structurally, issues a large number of green bonds. Financials, on the other hand, have large financing needs, including the funding of many green assets – often real estate. Consistent with our study conducted in 2021, cyclical sectors display a higher Greenium, for example, the consumer goods sector, which is still at a very early stage in the green bond market.

	Average of Greenium	Count of Greenium		Average of Greenium	Count of Greenium
Senior (ex. GOV)	1.9	342	Overall (ex. GOV)	2.9	370
Senior (ex. GOV/FIG)	2.8	133	Overall (ex. GOV/FIG)	3.2	148
Senior (ex. GOV/FIG*/UTS**)	5.9	65	Overall (ex. GOV/FIG*/UTS**)	4.8	70



*FIG= Financial Institution Group, **UTS= Utilities

Sources: Mirova as of 21/03/22, Bloomberg

5.Source: Natixis

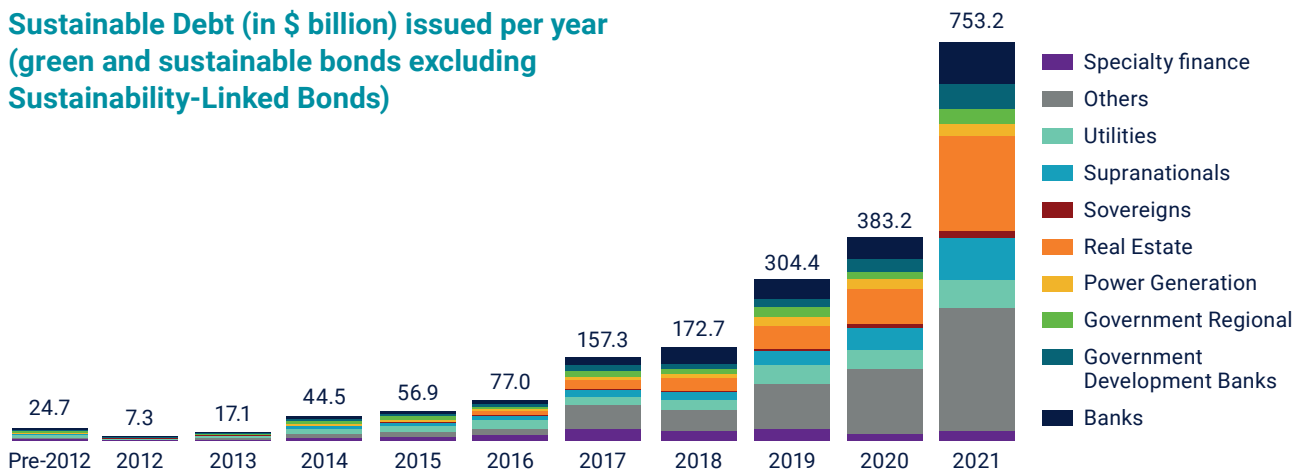
More market depth in 2021. But will the trend persist into 2022?

New records are beaten year after year. Since 2012, the market has grown at an average annual pace of 1.6 times.

2021 confirmed the trends that had been observed in 2020 and saw the emergence of new formats. In terms of size, sustainable and social bonds (which combine social and green projects) now each amount over \$350 billion across the market.

Developments in new sectors have been observed such as cyclicals. Car manufacturers and their suppliers are issuing on a recurring basis to finance the production of cleaner vehicles. The chemicals sector has also ventured in the green bond market. But Sustainability-Linked-Bonds are where we saw the largest growth in issuance volumes. More details in the following part: SLBs: a small detail that may generate Greenium?

Sustainable Debt (in \$ billion) issued per year (green and sustainable bonds excluding Sustainability-Linked Bonds)



Sustainable Debt Issued (\$bn) by Issuer Industry



Sources:
Bloomberg
NEF as of
31/12/2021

In 2022, more and better-rated issuers: can we expect both quantity and quality?

This year, we expect issuance volumes to continue to grow at a fast pace (almost \$ 1.000 billion). The European Union is leading the way, with its massive [NextGenEU](https://ec.europa.eu/commission/presscorner/detail/fr/IP_21_3541) issuance programmes, weighing almost €700 billion in total. Furthermore, in July 2021, the European Commission unveiled its “Fit for 55” package, a series of measures⁶ aimed at achieving a 55% cut in greenhouse gas emissions compared to 1990 levels, by 2030. These proposals have confirmed Europe’s intention to lead the fight against climate change, both in terms of timing and implications for various sec-

tors: the objectives consider all economic sectors and need to be achieved by 2030.

Since the beginning of the year, the war in Ukraine has highlighted the need for Europe to become independent from energy imports: on March 8th, the European Commission outlined plans for “REPowerEU”⁷, a package designed to end Europe’s reliance on Russian fossil fuels “well before 2030”. The issuance of “REPowerEU” joint debt by the European Union in a green format seems like a reasonable option, after a fierce debate between its members states.

6. https://ec.europa.eu/commission/presscorner/detail/fr/IP_21_3541

7. https://ec.europa.eu/commission/presscorner/detail/fr/ip_22_1511

SOME ASSET CLASSES WILL MAKE A STRONG COMEBACK, WHILE OTHERS WILL CONSOLIDATE.

In 2022, we expect a major comeback for green senior preferred banking debt and covered bonds issued by banks (these instruments, considered to be safe havens, mostly finance the construction of green buildings). The supposed unwinding of the TLTRO III (a monetary measure involving loans worth €1.310 million conceded to European banks by the ECB, at preferential rates, and callable from mid-2022) will have significant implications.

With central banks gradually tightening their monetary policies, covered bonds⁸ (more than half of which are rated AAA) and senior banking debt⁹ (often rated above A), are likely to dominate corporate bond issuance as a growing number of countries, both inaugural and historical, will be issuing debt.

At sector level, we also expect energy companies and public utility companies to be as active as ever. The automobile industry and its suppliers should also issue substantial amounts of debt.

This year will be a year of change for the index, including: a higher average rating, with more A and above ratings,

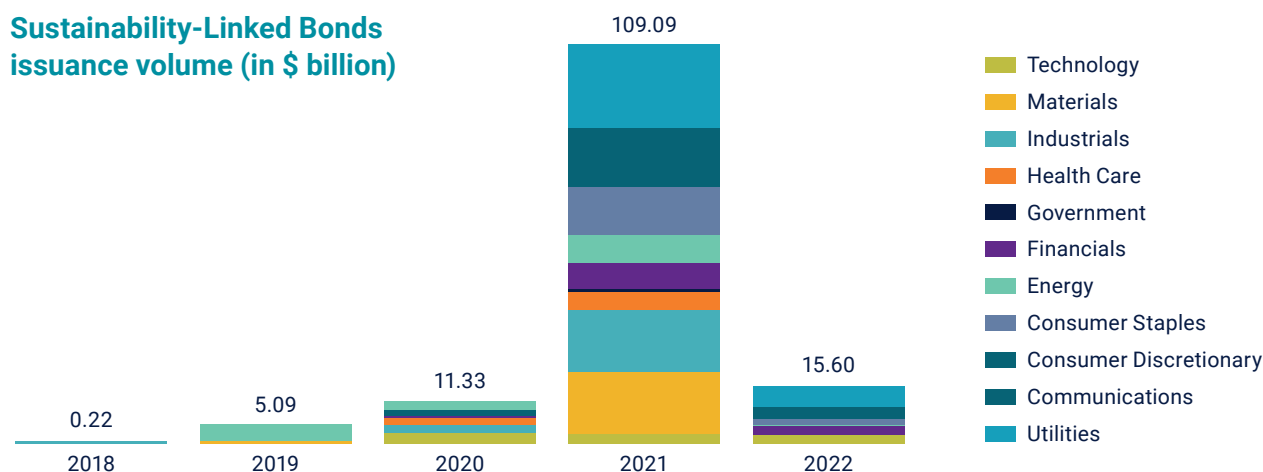
even more financials - with real estate assets weighing more in the Use of Proceeds¹⁰, and possibly more “fixed income” bonds (sovereign, supranational, agencies - and we also include covered bonds) as opposed to credit (corporate bonds). As a result, we expect a convergence between Green Bond indices and the Global Aggregate conventional indices.

SLBs: a small detail that may generate Greenium?

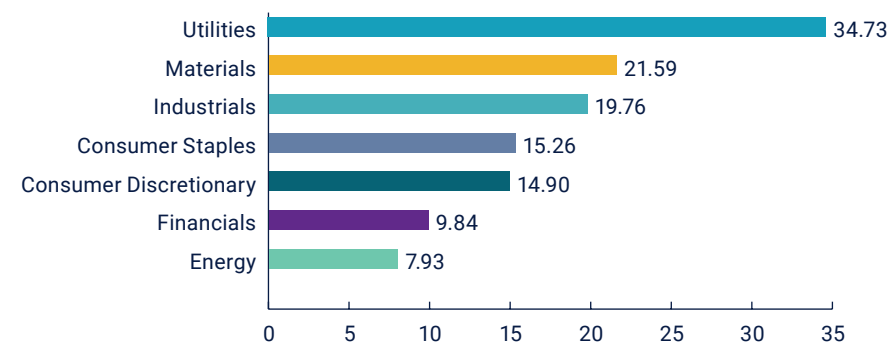
The big unknown in the Greenium “equation” remains the growth of Sustainability-Linked bonds, which flooded the primary market last year, with issuances reaching over \$100 billion.

Attracted by the flexible nature of Sustainability-Linked Bonds - as the targets/KPIs are pretty much in the hands of their issuers - some companies are moving away from green, sustainable, and social bonds. After all, any company can instantly issue a Sustainability-Linked Bond; however, the same cannot be said of a green bond.

Sustainability-Linked Bonds issuance volume (in \$ billion)



Sustainable Debt Issued (\$bn) by Issuer Industry



Sources: Bloomberg NEF as of 22/03/22

8. Covered bonds are debt instruments issued by a bank or by a mortgage company, guaranteed by a pool of assets such as mortgage loans.

9. Senior debt offers specific guarantees and takes priority over other unsecured or otherwise more “junior” debt owed by the issuers, known as “subordinate”.

10. The projects that are financed must be described in sufficient detail and demonstrate a proven environmental benefit.

We should all scrutinize on the growth of this asset class, which will have key implications for the Greenium. Sectors that issue large amounts of Sustainability-Linked Bonds relative to Green Bonds will exacerbate the Greenium. Examples are industrials (with the exception of the car industry, which will have no trouble tracking its “green” CapEx), but also consumer goods, pharmaceutical and technology sectors, or companies with weaker operating leverage – i.e. with a much larger share of OpEx and variable costs.

This is also the case in the High Yield market, where few issuers (except in emerging countries) have issued green bonds, clearly preferring Sustainability-Linked Bonds.

Banks and Sustainability-Linked Bonds: an impossible alliance?

In contrast, the financial sector – and banks in particular – may not issue SLBs: **due to the current regulation, it is not recommended for banks to issue Sustainability-Linked Bonds, which means they only issue green bonds until further notice, choosing formats in the following order of preference: covered, senior, and finally subordinated, if there are enough tracked assets to finance.** Banks will only track more assets, and therefore issuances, if these are aligned with the European taxonomy. Consequently, banks will now have to sort their balance sheets and start tracking their green assets.

Sustainability-Linked Bond premiums: the challenges of comparing apples and oranges...

Sustainability-Linked Bonds, which we associate with a low amount of “additionality” - although we admit they feature some benefits if used appropriately, are an asset class we follow closely.

Calculating a Greenium, as we do with Green Bonds, is crucial to us. However, the asset class comes with a variety of options. In short, Sustainability-Linked Bonds are less uniform and standardised: multiple Key Performance Indicators (or KPIs), varying penalty amount, values depending on how difficult it is to achieve the KPIs (the easier, the higher the penalty; and the harder, the lower the penalty), different horizons and time frames for the penalties and KPIs, not to mention the wide range of formats...

In 2022, the Greenium is likely to evolve in a positive interest rate environment, characterised by the achievement of the European Taxonomy and the structural convergence between Green Bond indices and more conventional Global Aggregate indices. Furthermore, the emergence of Sustainability Linked Bonds could slow down the growth of the green bond market, preventing the Greenium from shrinking in some sectors.

Legal information

About Mirova

Mirova is an asset-management company dedicated to sustainable investment and an affiliate of Natixis Investment Managers. Thanks to its conviction-led management style, Mirova's objective is to combine a quest for long-term value creation with sustainable development. Pioneers in many areas of sustainable finance, Mirova's talents are committed to innovation in order to provide their clients with high environmental and social impact solutions. Mirova and its affiliates manage €28,6 billion as of 31 December 2021. Mirova has been awarded the B Corp* label and the status of "Entreprise à Mission" (mission led company).

*References to a ranking, award or label do not prejudice the future performance of the fund/fund or the manager

This information is intended for non-professional and professional clients as defined by MiFID. If it is not the case and you receive this document and/or any attachment by mistake, please destroy it and indicate this breach to Mirova immediately.

This document is a non-contractual document for information purposes only.

This document does not constitute or form part of any offer, or solicitation, or recommendation to subscribe for, or buy, or concede any shares issued or to be issued by the funds managed by Mirova investment management company. The presented services do not take into account any investment objective, financial situation or specific need of a particular recipient. Mirova shall not be held liable for any financial loss or for any decision taken on the basis of the information contained in this document, and shall not provide any consulting service, notably in the area of investment services.

The information contained in this document is based on present circumstances, intentions and guidelines, and may require subsequent modifications. Although Mirova has taken all reasonable precautions to verify that the information contained in this document comes from reliable sources, a significant amount of this information comes from publicly available sources and/or has been provided or prepared by third parties. Mirova bears no responsibility for the descriptions and summaries contained in this document. No reliance may be placed for any purpose whatsoever on the validity, accuracy, durability or completeness of the information or opinion contained in this document, or any other information provided in relation to the fund. Recipients should also note that this document contains forward-looking information, issued on the date of this presentation. Mirova makes no commitment to update or revise any forward-looking information, whether due to new information, future events or any other reason. Mirova reserves the right to modify or remove this information at any time without notice.

The information contained in this document is the property of Mirova. The distribution, possession or delivery of this document in some jurisdictions may be limited or prohibited by law. Persons receiving this document are asked to learn about the existence of such limitations or prohibitions and to comply with them.

Non-contractual document, issued in March 2022

MIROVA

Portfolio management company - French Public Limited liability company

Regulated by AMF under n°GP 02-014

RCS Paris n°394 648 216

Registered Office:

59, Avenue Pierre Mendes France - 75013 - Paris

Mirova is an affiliate of Natixis Investment Managers.

NATIXIS INVESTMENT MANAGERS

French Public Limited liability company

RCS Paris n°453 952 681

Registered Office:

43, Avenue Pierre Mendes France – 75013 – Paris

Natixis Investment Managers is a subsidiary of Natixis.

NATIXIS INVESTMENT MANAGERS INTERNATIONAL

Portfolio management company - French Public Limited liability company

Regulated by AMF under n° GP 90-009 - RCS Paris n°329 450 738

Registered Office: 43, Avenue Pierre Mendes France - 75013 - Paris

Natixis Investment Managers International is an affiliate of Natixis Investment Managers.

MIROVA U.S., LLC

888 Boylston Street, Boston, MA 02199; Tel: 857-305-6333

Mirova U.S, LLC (Mirova US) is a U.S. - based investment advisor that is wholly owned by Mirova. Mirova is operated in the U.S. through Mirova US. Mirova US and Mirova entered into an agreement whereby Mirova provides Mirova US investment and research expertise, which Mirova US then combines with its own expertise, and services when providing advice to clients.

Additional Notes

This material has been provided for information purposes only to investment service providers or other Professional Clients, Qualified or Institutional Investors and, when required by local regulation, only at their written request. This material must not be used with Retail Investors.

To obtain a summary of investor rights in the official language of your jurisdiction, please consult the legal documentation section of the website (im.natixis.com/intl/intl-fund-documents)

In the E.U.: Provided by Natixis Investment Managers International or one of its branch offices listed below. Natixis Investment Managers International is a portfolio management company authorized by the Autorité des Marchés Financiers (French Financial Markets Authority - AMF) under no. GP 90-009, and a public limited company (société anonyme) registered in the Paris Trade and Companies Register under no. 329 450 738. Registered office: 43 avenue Pierre Mendès France, 75013 Paris. Italy: Natixis Investment Managers International Succursale Italiana, Registered office: Via San Clemente 1, 20122 Milan, Italy. Netherlands: Natixis Investment Managers International, Netherlands (Registration number 000050438298). Registered office: Stadsplateau 7, 3521AZ Utrecht, the Netherlands. Sweden: Natixis Investment Managers International, Nordics Filial (Registration number 516412-8372- Swedish Companies Registration Office). Registered office: Kungsgatan 48 5tr, Stockholm 111 35, Sweden. Or,

Provided by Natixis Investment Managers S.A. or one of its branch offices listed below. Natixis Investment Managers S.A. is a Luxembourg management company that is authorized by the Commission de Surveillance du Secteur Financier and is incorporated under Luxembourg laws and registered under n. B 115843. Registered office of Natixis Investment Managers S.A.: 2, rue Jean Monnet, L-2180 Luxembourg, Grand Duchy of Luxembourg. Germany: Natixis Investment Managers S.A., Zweigniederlassung Deutschland (Registration number: HRB 88541). Registered office: Senckenberganlage 21, 60325 Frankfurt am Main. Belgium: Natixis Investment Managers S.A., Belgian Branch, Gare Maritime, Rue Picard 7, Bte 100, 1000 Bruxelles, Belgium. Spain: Natixis Investment Managers, Sucursal en España, Serrano n°90, 6th Floor, 28006 Madrid, Spain.

In Switzerland: Provided for information purposes only by Natixis Investment Managers, Switzerland Sàrl, Rue du Vieux Collège 10, 1204 Geneva, Switzerland or its representative office in Zurich, Schweizergasse 6, 8001 Zürich.

In the British Isles: Provided by Natixis Investment Managers UK Limited which is authorised and regulated by the UK Financial Conduct Authority (register no. 190258) - registered office: Natixis Investment Managers UK Limited, One Carter Lane, London, EC4V 5ER. When permitted, the distribution of this material is intended to be made to persons as described as follows: **in the United Kingdom:** this material is intended to be communicated to and/or directed at investment professionals and professional investors only; in Ireland: this material is intended to be communicated to and/or directed at professional investors only; **in Guernsey:** this material is intended to be communicated to and/or directed at only financial services providers which hold a license from the Guernsey Financial Services Commission; **in Jersey:** this material is intended to be communicated to and/or directed at professional investors only; **in the Isle of Man:** this material is intended to be communicated to and/or directed at only financial services providers which hold a license from the Isle of Man Financial Services Authority or insurers authorised under section 8 of the Insurance Act 2008.

In the DIFC: Provided in and from the DIFC financial district by Natixis Investment Managers Middle East (DIFC Branch) which is regulated by the DFSA. Related financial products or services are only available to persons who have sufficient financial experience and understanding to participate in financial markets within the DIFC, and qualify as Professional Clients or Market Counterparties as defined by the DFSA. No other Person should act upon this material. Registered office: Unit L10-02, Level 10, ICD Brookfield Place, DIFC, PO Box 506752, Dubai, United Arab Emirates

In Japan: Provided by Natixis Investment Managers Japan Co., Ltd. Registration No.: Director-General of the Kanto Local Financial Bureau (kinsho) No.425. Content of Business: The Company conducts investment management business, investment advisory and agency business and Type II Financial Instruments Business as a Financial Instruments Business Operator.

In Taiwan: Provided by Natixis Investment Managers Securities Investment Consulting (Taipei) Co., Ltd., a Securities Investment Consulting Enterprise regulated by the Financial Supervisory Commission of the R.O.C. Registered address: 34F., No. 68, Sec. 5, Zhongxiao East Road, Xinyi Dist., Taipei City 11065, Taiwan (R.O.C.), license number 2020 FSC SICE No. 025, Tel. +886 2 8789 2788.

In Singapore: Provided by Natixis Investment Managers Singapore Limited (company registration no. 199801044D) to distributors and qualified investors for information purpose only.

In Hong Kong: Provided by Natixis Investment Managers Hong Kong Limited to professional investors for information purpose only.

In Australia: Provided by Natixis Investment Managers Australia Pty Limited (ABN 60 088 786 289) (AFSL No. 246830) and is intended for the general information of financial advisers and wholesale clients only .

In New Zealand: This document is intended for the general information of New Zealand wholesale investors only and does not constitute financial advice. This is not a regulated offer for the purposes of the Financial Markets Conduct Act 2013 (FMCA) and is only available to New Zealand investors who have certified that they meet the requirements in the FMCA for wholesale investors. Natixis Investment Managers Australia Pty Limited is not a registered financial service provider in New Zealand.

In Colombia: Provided by Natixis Investment Managers International Oficina de Representación (Colombia) to professional clients for informational purposes only as permitted under Decree 2555 of 2010. Any products, services or investments referred to herein are rendered exclusively outside of Colombia. This material does not constitute a public offering in Colombia and is addressed to less than 100 specifically identified investors.

In Latin America: Provided by Natixis Investment Managers International.

In Uruguay: Provided by Natixis Investment Managers Uruguay S.A., a duly registered investment advisor, authorised and supervised by the Central Bank of Uruguay. Office: San Lucar 1491, Montevideo, Uruguay, CP 11500. The sale or offer of any units of a fund qualifies as a private placement pursuant to section 2 of Uruguayan law 18,627.

In Mexico: Provided by Natixis IM Mexico, S. de R.L. de C.V., which is not a regulated financial entity, securities intermediary, or an investment manager in terms of the Mexican Securities Market Law (Ley del Mercado de Valores) and is not registered with the Comisión Nacional Bancaria y de Valores (CNBV) or any other Mexican authority. Any products, services or investments referred to herein that require authorization or license are rendered exclusively outside of Mexico. While shares of certain ETFs may be listed in the Sistema Internacional de Cotizaciones (SIC), such listing does not represent a public offering of securities in Mexico, and therefore the accuracy of this information has not been confirmed by the CNBV. Natixis Investment Managers is an entity organized under the laws of France and is not authorized by or registered with the CNBV or any other Mexican authority. Any reference contained herein to "Investment Managers" is made to Natixis Investment Managers and/or any of its investment management subsidiaries, which are also not authorized by or registered with the CNBV or any other Mexican authority.

In Brazil: Provided to a specific identified investment professional for information purposes only by Natixis Investment Managers International. This communication cannot be distributed other than to the identified addressee. Further, this communication should not be construed as a public offer of any securities or any related financial instruments. Natixis Investment Managers International is a portfolio management company authorized by the Autorité des Marchés Financiers (French Financial Markets Authority - AMF) under no. GP 90-009, and a public limited company (société anonyme) registered in the Paris Trade and Companies Register under no. 329 450 738. Registered office: 43 avenue Pierre Mendès France, 75013 Paris.

The above referenced entities are business development units of Natixis Investment Managers, the holding company of a diverse line-up of specialised investment management and distribution entities worldwide. The investment management subsidiaries of Natixis Investment Managers conduct any regulated activities only in and from the jurisdictions in which they are licensed or authorized. Their services and the products they manage are not available to all investors in all jurisdictions. It is the responsibility of each investment service provider to ensure that the offering or sale of fund shares or third party investment services to its clients complies with the relevant national law.

The provision of this material and/or reference to specific securities, sectors, or markets within this material does not constitute investment advice, or a recommendation or an offer to buy or to sell any security, or an offer of any regulated financial activity. Investors should consider the investment objectives, risks and expenses of any investment carefully before investing. The analyses, opinions, and certain of the investment themes and processes referenced herein represent the views of the portfolio manager(s) as of the date indicated. These, as well as the portfolio holdings and characteristics shown, are subject to change. There can be no assurance that developments will transpire as may be forecasted in this material. The analyses and opinions expressed by external third parties are independent and does not necessarily reflect those of Natixis Investment Managers. Past performance information presented is not indicative of future performance.

Although Natixis Investment Managers believes the information provided in this material to be reliable, including that from third party sources, it does not guarantee the accuracy, adequacy, or completeness of such information. This material may not be distributed, published, or reproduced, in whole or in part.

All amounts shown are expressed in USD unless otherwise indicated.

Natixis Investment Managers may decide to terminate its marketing arrangements for this fund in accordance with the relevant legislation