


Empowering women through listed equities



Date of publication: February 2019

FOR FINANCIAL PROFESSIONAL USE ONLY

Table of Contents

Women’s empowerment in the workplace: Is it still an issue?.....	5
Women in the workplace	5
Focus on senior management positions.....	7
Gender diversity and financial performance	10
Women in leadership positions and company performance	10
Building an investment strategy for women’s empowerment.....	13

Executive summary

The past 20 years have seen significant progress towards gender equality, together with an increasing awareness that the achievement of gender equality is a prerequisite for sustainable development. There is a growing consensus that educating and employing larger numbers of women can lead to economic growth. Yet despite this progress, women's professional prospects are still far from equal to those of their male counterparts.

In addition to facing challenges associated with accessing the workforce, women who succeed in joining the workforce are often victims of the "**Quality Gap**": they tend to work lower-paid jobs, engage in more part-time work, and receive less remuneration than their male counterparts. Furthermore, their advancement is often impeded by the "**Glass Ceiling**," an invisible barrier which prevents them from rising to higher-level positions within corporations.

Several European countries have taken steps to address these issues, including implementing mandatory quotas for the number of women on corporate boards. While these policies have had a positive impact and have helped to increase companies' awareness of the importance of gender diversity, they are also subject to certain limitations.

We believe that **addressing the number of women in top-level executive positions is a more effective way to increase gender diversity** and that the main challenge that companies face when seeking to increase the gender diversity of their workforce is creating a **clear career path for women** which enables them to advance from middle- to top-level management.

Conversely, increasing the number of women in top-level management positions contributes to create a positive "**spill-over**" effect enabling effective change in the company's culture and foster broader diversity.

Furthermore, the underrepresentation of women in top-level management positions in the private sector is increasingly seen as a **problem, not only from a fairness and equality perspective**, but also because it may **impede financial performance**.

Evidence suggests that greater gender diversity in leadership positions leads to better operational performance, profitability and returns. In short, increased gender diversity, particularly at the C-suite level, has a **positive financial impact as well as a positive social impact**.

In light of these findings, we have defined a set of objective criteria for measuring companies' commitment to empowering women. By focusing on the percentages of women in C-suite positions and on Executive Committees and coupled with a qualitative review of companies' practices to gender balance, we have identified a global investment universe of approximately 258 companies¹.

¹ This investment universe includes companies identified using the criteria outlined above which also meet our standard ESG criteria.

Women's empowerment in the workplace: Is it still an issue?

Although women represent nearly half of the world's population, they continue to face more challenges and have access to fewer opportunities than men. Areas of difficulty within the social sphere include: civil rights and protections, access to health and education, and achieving equal status in the professional world.

The past 20 years have seen significant progress on many of these fronts together with an increasing awareness that the achievement of gender equality is a prerequisite for sustainable development. The adoption of the 2030 UN Agenda for Sustainable Development, of which one of the stated goals is to "Achieve gender equality and empower all women and girls" (SDG 5), reflects the need for further progress.

There is also increasing evidence that educating and employing larger numbers of women can lead to economic growth. Estimates suggest that increases in the number of women in the workforce could lead to an increase of 5.3 trillion USD (+3.9%) in the global GDP by 2025 (ILO, 2017).

Women in the workplace

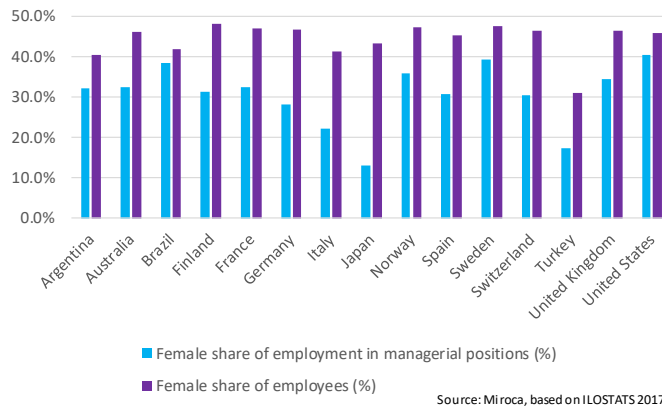
The Gender Gap persists...

Today, more women than ever before are choosing to pursue higher education and join the workforce. Enrollment numbers for women continue to climb, particularly in developed regions. And women now outnumber men in higher education programs in most countries (UN DESA, 2015).

Despite major progress towards gender equality over the last few decades, women's professional prospects are still far from equal to those of their male counterparts and current progress is slow. The Gender Gap persists in both developing and developed countries around the globe.

Women today account for almost 40% of the world's total potential workforce, but only half of working age women are currently part of the workforce (compared to 77% of working age men) and this number hasn't seen any drastic changes for the last decade (ILOSTATS, 2018). This disparity widens significantly in certain geographic areas.

Figure 1: Female representation in the workforce in a selected number of countries

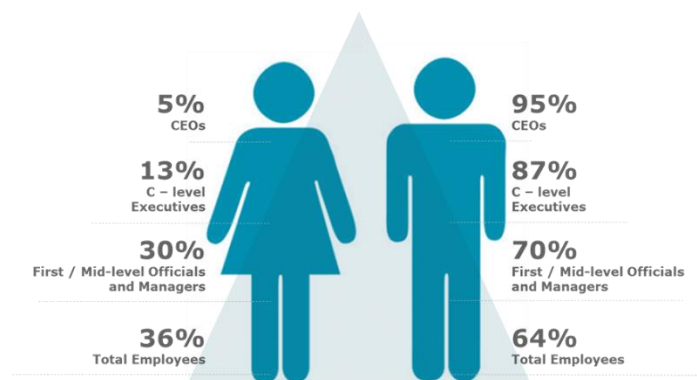


Furthermore, those women who are part of the workforce still face a “Quality Gap”: they tend to work lower-paid jobs, engage in more part-time work, and receive less remuneration than their male counterparts. In fact, women who work full-time jobs earn between 70 and 90% of what men do in most countries across all sectors and occupations (UN DESA, 2015).

... as does the “Glass Ceiling”

Despite numerous initiatives in the public and private sectors to increase gender diversity, the Glass Ceiling remains intact today. The number of women shrinks drastically towards the top of the pyramid. According to statistics from the ILO, women represent approximately 40% of the total workforce, a figure which shrinks to 30% when we look at women in middle- and senior-level management position, and becomes a tiny fraction when we look at women in CEO and other C-level roles (CFOs, COOs, etc.) Our research using the MSCI World index yielded similar results: only 5% of all CEOs were female (see Figure 2).

Figure 2: Women in MSCI World companies



Source: Mirova, 2018, based on MSCI World

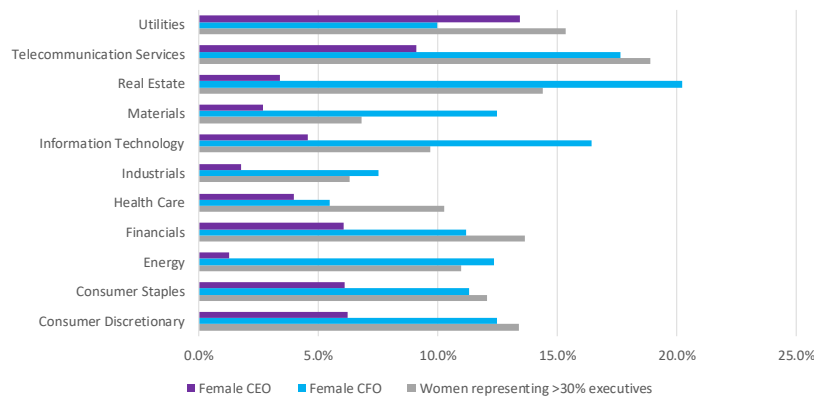
Less-favorable employment conditions, such as part-time and irregular workers not being considered as eligible for career advancement, unequal division of domestic labor and responsibilities, and cultural norms which restrict access to

education and advancement in the corporate world contribute to the lack of women in top-level management positions (ILO, 2015).

Women’s participation varies across sectors

Although few women make it into top-level management positions, women are generally better-represented in the consumer and non-manual sectors. Interestingly, women are also comparatively well-represented in “new economy” sectors such as IT and less well-represented in “old economy” sectors such as the materials, industrials, and energy sectors.

Figure 3: Percentages of Women in CEO and CFO Roles in the MSCI World per sector



Source: Mirova 2018

High levels of female representation in sectors such as consumer discretion (luxury apparel, HPC, etc.), utilities, telecom services, and real estate are often attributed to a good understanding of target markets (particularly in areas where the target market consists primarily of women) and to greater risk aversion (in sectors such as real estate where financial caution is considered an asset).

Focus on senior management positions

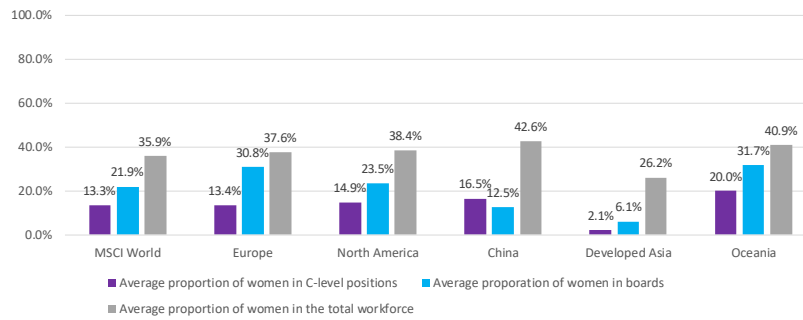
More women on corporate board is not enough

Several European countries (Norway, Denmark, Finland, France, etc.) have taken steps to address this issue, including implementing mandatory quotas for the number of women on corporate boards. These policies have led to real change: several European countries now report that 30 to 40% of directors are women (compared to an average of 22% for the MSCI World index). While these policies have had a positive impact and have helped to increase companies’ awareness of the importance of gender diversity, they are also subject to certain limitations.

First, quota systems fail to address “pipeline” issues in companies and therefore don’t address the source of the problem. Second, and even more importantly, because a board’s role is to supervise a company rather than to manage it, their ability to create a positive “spill-over” is limited: boards aren’t able to change a company’s culture directly. In Norway, where board quotas have been in place

since 2008, research shows that the conditions for women's advancement have not necessarily improved in the last ten years. This suggests that simply having a larger percentage of women on corporate boards is not enough to increase opportunities for women at all levels of a company (Bertrand, Black, Jensen, & Lleras-Muney, June 2014, Revised July 2017).

Figure 4: Representation of women in MSCI World index companies



Source: Mirova 2018

After studying women's representation in MSCI World companies, our data suggests that women are no better represented at the executive level in Europe (where many countries have introduced board quotas) than they are in North America (where no such quotas have been introduced, and women represent 23.5% of board members on average). If we continue to focus only on increasing the number of women board members, we run the risk of creating an exercise in "ticking the box," which ignores larger gender diversity issues.

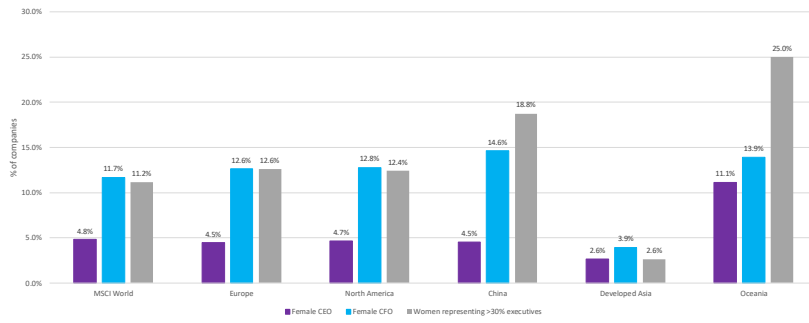
Women in C-level positions are key for gender equality

We believe that looking at the number of women in top-level executive positions is a more effective way to measure a company's commitment to increasing gender diversity.

Looking at the number of women in key management roles is a good indicator of a company's commitment, as the main challenge that companies face when seeking to increase the gender diversity of their workforce is creating a clear career path for women that enables them to advance from middle- to top-level management. Furthermore, as more and more companies implement board quotas, it's increasingly important to create a bigger pool of highly qualified female candidates with experience in senior management.

Unlike women board members, increasing the number of women in top-level management positions can act as a key driver for increasing diversity throughout a company. For example, after examining gender diversity in 3,000 companies, Credit Suisse Research found that female CEOs were 50% more likely to hire a female CFO and 55% more likely to hire other women to run business units (Credit Suisse Research Institute, September 2016). What's more, companies with female CEOs were much more likely to have three or more women on their boards than companies with male CEOs (MSCI ESG Research, December 2017).

Figure 5: Percentages of Women in CEO and CFO Roles in the MSCI World



Source: Mirova, 2018

NB: Date coverage for CEO is 87% and for CFO 90%

While there are still relatively few women CEOs, the number of female CFOs is growing, which we see as a positive sign for the future.

Gender diversity and financial performance

Increasingly, the underrepresentation of women in top-level management positions in the private sector is seen as a problem, not only from a **fairness and equality** perspective, but also because it may impede **performance**. There is increasing evidence available that facilitating women's access to higher-level management positions can have positive effects in many areas such as: innovation, sales, reputation, ethics, returns, market prices, etc.

Women in leadership positions and company performance

The effects of increased numbers of women in management has been the subject of much research on the part of academics, brokers, international organizations and business research organizations such as McKinsey and The Boston Consulting Group. It supports the idea that increased gender diversity can lead to better operational and organizational performance. Among the various benefits resulting from a proactive gender diversity policy, companies can expect:

- **Secured talent pipeline.** Women now outnumber their male counterpart in terms of enrollment in higher education programs² and represent a large percentage of the workforce and hiring pool in many industries. Considering the current war on talent, businesses must attract and retain female employee as well as male employee if they want to have the most skilled workforce. Proactive diversity practices are a way of securing the much-needed talent pipeline³, especially in countries facing labor shortage due to aging populations.
- **Increased innovation, creativity, and better decision-making.** Inclusive and diverse environments result in a variety of different perspectives which foster innovation and lead to better management decisions. The Boston Consulting Group and the Technical University of Munich conducted an empirical analysis on the relationship between diversity in management and innovation. They found that companies with the greatest gender diversity manage to generate about 10% additional revenues from innovative product and services compared with companies that have below-average diversity on their management team. The evidence also suggests that having a high percentage of female managers is positively correlated with disruptive innovation, defined by the BCG as situations in which a new product, service, or business model fully replaces the version that existed before.

² UNESCO Institute for Statistics, 2014.

³ McKinsey & Company, October 2017. *Women Matter Time to accelerate, ten years of insights into gender diversity.*

- **Better customer insight resulting in increased sales.** By contributing different perspectives, women in management help notably in understanding the customer base, especially in a consumer market which is increasingly led by women⁴. Indeed, women account for the vast majority of household spending decisions and thus represent a growing portion of the customers, clients and partners of many businesses. Here again, research has shown that average sales growth for companies with more than 50% female representation in senior management amounted 8% between 2008 and 2016 (vs. -0.2% for MSCI ACWI)⁵.
- **Strengthened employee motivation and engagement leading to higher retention rates along with increased productivity.** There has been extensive research in management literature highlighting the benefits of employees' perception of equal treatment, inclusiveness and support to their career advancement. The main benefits for companies are higher retention rates, strengthened motivation and increased productivity⁶.
- **Enhanced corporate reputation.** At a time where all company's stakeholder, from consumers to investors, are increasingly paying attention to company's practices regarding equal opportunity and inclusion, companies that embrace gender diversity benefit from enhanced corporate reputation. As such, almost 70% of the companies surveyed by the European Commission which have implemented diversity policies have noted an improvement on their brand image⁷.
- **Lower probability of ethical and legal troubles.** According to researchers from University of North Carolina and Wake Forest, female CFOs are less likely to employ riskier tax-avoidance measures and are more likely to improve profitability.

Each of these factors contribute to the strengthening of human and organizational capital which, as highlighted in the European Commission report on the "Cost and Effectiveness of Diversity", are among the main "intangible assets used by companies to establish a competitive advantage and to create value".⁸

Research focusing specifically on gender diversity shows that appointing women to senior management positions has a greater impact than appointing women to non-executive positions. A study conducted by the Peterson Institute for International Economics and EY using a global data set of nearly 22 000 firms examined the impact of gender diversity on corporate performance. While the results revealed no significant correlation on women representation at the

⁴ According to the McKinsey's 2017 study "Women Matter", 70% of household purchase in Europe are driven by women.

⁵ The Credit Suisse Research Institute, September 2016. *The CS Gender 3000: The Reward for Change*.

⁶ "The impact of Women managers on Firm Performance: Evidence from Large U.S. Firms", James J. Cordeiro, Susan Stites-Doe, 1997

⁷ "Cost and Effectiveness of Diversity", European Commission, 2003

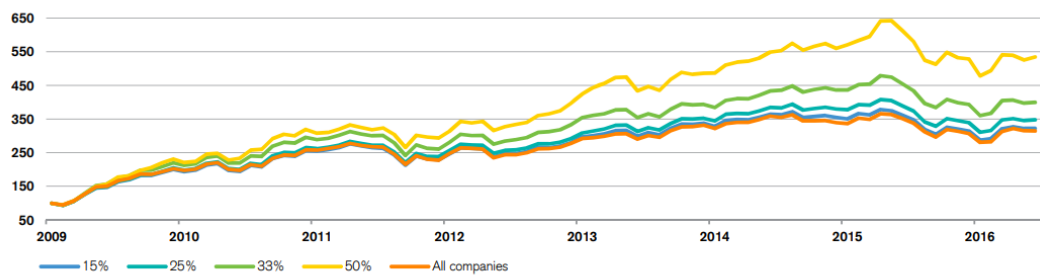
board level and increased corporate performance, it concludes that “the correlation between women at the C-suite level and firm profitability is demonstrated repeatedly and the magnitude of the estimated effect is not small”⁸.

Investing in companies which champion gender diversity can therefore lead to better investment decisions because organizational excellence is a key driver to company’s overall performance. Although it is difficult to prove causality, extensive research found a strong correlation between the competitive advantage resulting from proactive gender diversity approaches and company’s financial performance. This is reflected by:

- **Increased Profitability.** Based on the analysis of 300 companies around the world, McKinsey’s found that companies with the highest proportion of women in their executives committee generated a premium of 55% in operating results⁹. Correspondingly, a study by the Peterson Institute for International Economics suggested that having 30% of women in corporate leadership positions can be associated with a one percent increase in the net margin—equivalent to a 15 percent rise in profitability¹⁰.
- **Higher Returns.** Gender diversity champions offer a 47% premium on Return on Equity (ROE) according to McKinsey, and approximately 15% higher dividend payout according to the Credit Suisse Research Institute¹⁰. A similar study conducted by Catalyst examining 353 Fortune 500 companies found a 34% premium on Total Return to Shareholders (TRS) ¹¹.
- **Better share price performance.** As highlighted in Figure 6, the greater the proportion of women in senior management, the better share price performance.

Figure 6: Company Performance and Gender Diversity

Share price performance for baskets with different tiers of female participation in senior management



Source: Bloomberg, CS Gender 3000

Figures provided relate to previous years and Past performance is no indicator of future performance.

⁸ The Peterson Institute for International Economics, Noland, Moran, & Kotschwar, 2016. *Is Gender Diversity Profitable? Evidence from a Global Survey*.

⁹ McKinsey & Company, October 2017. *Women Matter Time to accelerate, Ten years of insights into gender diversity*.

¹⁰ Credit Suisse Research Institute, September 2016. *The CS Gender 3000: The Reward for Change*.

¹¹ Catalyst. 2004, “The Bottom Line: Connecting Corporate Performance and Gender Diversity”

In short, increased gender diversity, particularly at the C-suite level, has a positive financial impact associated with a strong social impact.

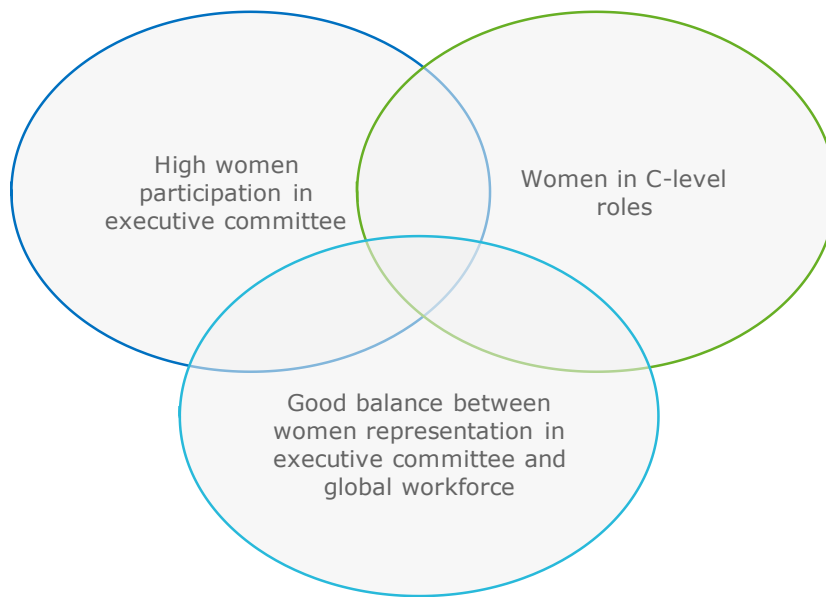
Building an investment strategy for women's empowerment

Robust and objective criteria

In light of the previously-mentioned research, we feel that it makes sense to focus our research on women in executive-level management. We used the following objective criteria to screen companies on women's empowerment:

- A high percentage of women on the Executive Committee,
- One or more woman in C-suite level positions (CEO, CFO, etc),
- A good balance between the percentage of women on the Executive Committee and the percentage of women in the workforce¹².

Figure 7: Criteria for measuring women's empowerment in companies



A comprehensive qualitative review of each company's gender diversity policy

While the identification of relevant quantitative criteria facilitates the screening of a very large number of companies, a comprehensive qualitative review of gender diversity policies and measures should be systematically conducted to measure the strength of their gender diversity approach.

¹² These criteria are designed to target companies which are committed to increasing gender diversity, while also acknowledging the disparity in the percentage of women across different sectors.

Treating gender diversity like the business priority it is

As with any other business priority, companies should start addressing gender diversity by defining the baseline, setting the relevant targets, monitoring KPIs and finally, holding leaders accountable for the outcome. Gender audits can help organizations to assess where they stand regarding gender diversity and to identify relevant areas for improvements.

Targets will vary from one industry to another depending on where the biggest challenges lie. While we encourage the adoption of quantitative targets in terms of women's access to top management positions, those targets should be particularly ambitious in sector where women represent a large proportion of the global workforce. Conversely, in sectors where women are traditionally under represented such as materials or utilities, increasing the proportion of women in the global workforce is the first step towards gender equality. This aspect can be addressed through programs aiming at increasing awareness among students about career opportunities for women or through the adoption of quantitative targets related to recruiting women to fill positions at every level.

Implementing measures that are specifically aimed at promoting women's access to top management positions

Here again, extensive research based on companies' surveys and interviews conducted by leading consulting firms has identified the most important areas to focus on and the most efficient ways to make real progress towards gender equality. We are especially interested in:

- The implementation of dedicated leadership training for women identified as having "high potential".
- Sponsorship initiatives involving both men and women which encourage men to support women career's progression. The Boston Consulting Group study claims that "the more that men are involved in gender diversity program, the more progress the company makes"¹³.
- Unconscious bias training targeting both HR teams et senior managers. Unconscious bias impact women potential for advancement in the corporate world at all stages: from hiring to retention and promotion. Which is why it is critical that companies take concrete action to counter it ¹⁴.
- Transparency regarding the gender pay gap and measures in place to reduce it, not only on the base salaries but also including discretionary pay.
- Measures to improve work-life balance and to help women manage their historical "double burden", including subsidized access to child care, flexible work options and paid parental leave for both men and women.
- The internal promotion rate for women. When companies use external hiring to improve gender balance in top management, this means that there may not be a clear path in place for women to advance within the company.

¹³ The Boston Consulting Group, 2017. *Proven Measures and Hidden Gems for Improving Gender Diversity*.

¹⁴ McKinsey & Company, 2018. *Women in the Workplace*.

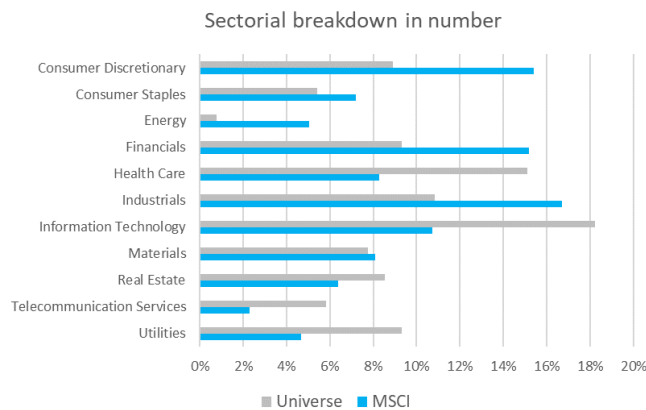
- The commitment of senior role models, including the CEO, to gender diversity, which helps to drive the cultural change required to achieve gender equality. Best practices include gender diversity objectives in the variable remuneration of senior managers and HR teams.

Ultimately, the implementation of proactive gender diversity policies and measures associated with relevant targets should result in significant progress that will eventually be reflected by quantitative indicators including an increased proportion of women in senior management and on the executive committee.

Characteristics of an investment universe created using these criteria

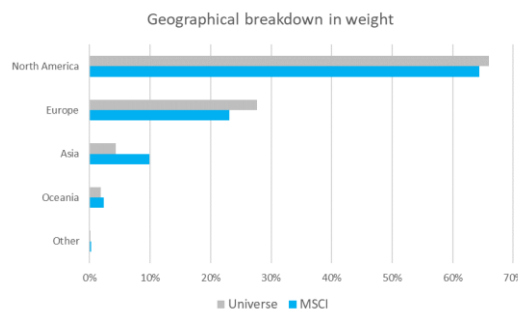
By using the criteria above, we've created an investment universe of approximately 258 companies¹⁵ with the following characteristics.

Diverse sectors with strong focus on IT and Health Care



Source: Mirova, 2018

No significant geographical bias



Source: Mirova, 2018.

The geographical diversity of this investment universe is consistent with the MSCI World exposure, there is no significant geographical bias.

¹⁵ This investment universe includes companies identified using the criteria outlined above which also meet our standard ESG criteria.

Reference Table

Bertrand, Black, Jensen, & Lleras-Muney, June 2014, Revised July 2017. *Breaking the Glass Ceiling? The Effect of Board Quotas on Female Labor Market Outcome in Norway.*

Catalyst, 2004. *The Bottom Line: Connecting Corporate Performance and Gender Diversity.*

Christiansen L., Lin H., Pereira J., Topalova P., and Turk R., 2016. *Gender Diveristy in Senior Positions and Firm Performance: Evidence from Europe*, International Monetary Fund Working Paper.

Cordeiro, James J. and Stites Doe, Susan, 1997. *The Impact of Women Managers on Firm Performance: Evidence from Large U.S. Firms*, Business Economics Faculty Publications. 11.

Credit Suisse Research Institute, September 2016. *The CS Gender 3000: The Reward for Change.*

Credit Suisse Research Institute, 2014. *The CS Gender 3000: Women in Senior Management.*

Dezsö C. L., Gaddis Ross D., 2011. *Does Female Representation in Top Management Improve Firm Performance? A Panel Data Investigation.*

European Commission, 2003, *Cost and Effectiveness of Diversity.*

Evans, Hannah, Seaton Kelton & Yang, Does. *Breaking the Glass Ceiling Raise the Ethical Floor? The Conditional Effects of Executive and Board Gender on Corporate Ethics.*

Ibarra H., Carter N.M., Silva C., 2010. *Why Men Still Get More Promotion Than Women.* Harvard Business Review.

International Labor Office, 2015. *Women in Business and Management: Gaining Momentum.*

International Labor Office, 2015. *World Employment and Social Outlook: Trends for Women 2018 – Global snapshot.*

International Labor Office, 2017. Research Brief n°10, *Economic impacts of reducing the gender gap.*

International Labor Office, 2017. *World Employment and Social Outlook: Trends for women 2017 (Geneva).*

McKinsey & Company, 2016, *Women Matter – Gender diversity, a corporate performance driver.*

McKinsey & Company, 2017 & 2018, *Women in the Workplace.*

McKinsey & Company, October 2017. *Women Matter Time to accelerate, Ten years of insights into gender diversity.*

McKinsey & Company, 2018, *Delivering through diversity.*

MSCI, 2017. *Women on Boards Progress Report.*

ORSE, 2013. *Guide Tout savoir sur l'égalité professionnelle entre les femmes et les hommes.*

ORSE, 2013. *Etude : Les hommes, sujets et acteurs de l'égalité professionnelle.*

Taylor H. Cox and Stacy Blake, 1991. *Managing cultural diversity: implication for organizational competitiveness*, Academy of Management Executives.

Taylor Cox Jr. and Carol Smoliniski, 1994. *Managing Diversity and Glass Ceiling Initiatives as National Economic Imperatives*, The University of Michigan.

The Boston Consulting Group, Lorenzo R., Voigt N., Schetelig K., Zawadzki A., Welpel I., and Brosi P., 2017. *The Mix That Matters, Innovation through Diversity.*

The Boston Consulting Group, 2017. *The Proven Measures and Hidden Gems for Improving Gender Diversity.*

The Peterson Institute for International Economics, Noland, Moran, & Kotschwar, 2016. *Is Gender Diversity Profitable? Evidence from a Global Survey.*

UNESCO Institute for Statistics.

United Nations, 2015. *The World's Women 2015: Trends and Statistics.*

Legal Information

This document is intended for Professional clients only in accordance with MIFID. If no and you receive this document sent in error, please destroy it and indicate this breach to Mirova.

Products and services do not take into account any particular investment objectives, financial situation nor specific need. Mirova will not be held liable for any financial loss or decision taken or not taken on the basis of the information disclosed in this document, nor for any use that a third party might make of this information. This document in no way constitutes an advice service, in particular an investment advice.

This document is a non-contractual document and serves for information purpose only. This document is strictly confidential and it may not be used for any purpose other than that for which it was conceived and may not be copied, distributed or communicated to third parties, in part or in whole, without the prior written consent of Mirova. This document may not be used in some jurisdictions where such offers or promotions have not been authorized by the competent authorities. Each investor must ensure he complies with these requirements and prohibitions.

No information contained in this document may be interpreted as being contractual in any way. Information contained in this document is based on present circumstances, intentions and beliefs and may require subsequent modifications. No responsibility or liability is accepted by Mirova towards any person for errors, misstatements or omissions in this document or, concerning any other such information or materials, for the adequacy, accuracy, completeness or reasonableness of such information. While the information contained in this Document is believed to be accurate, Mirova expressly disclaims any and all liability for any representations, expressed or implied, with respect to this Document or any other written or oral communication to any interested party in the course of the preparation of information concerning the Fund. Prices, margins and fees are deemed to be indicative only and are subject to changes at any time depending on, inter alia, market conditions. Mirova reserves the right to modify any information contained in this document at any time without notice. More generally, Mirova, its parents, its subsidiaries, its reference shareholders, the funds Mirova manages and its directors, its officers and partners, its employees, its representative, its agents or its relevant boards will not be held liable on the basis of the information disclosed in this document, nor for any use that a third party might make of this information. This document has been created and prepared by Mirova based on sources it considers to be reliable. However, Mirova does not guarantee the accuracy, adequacy or completeness of information obtained from external sources included in this document.

Written on January 29th, 2019.

Additional Notes

This material has been provided for information purposes only to investment service providers or other Professional Clients, Qualified or Institutional Investors and, when required by local regulation, only at their written request. This material must not be used with Retail Investors.

In the E.U. (outside of the UK and France): Provided by Natixis Investment Managers S.A. or one of its branch offices listed below. Natixis Investment Managers S.A. is a Luxembourg management company that is authorized by the Commission de Surveillance du Secteur Financier and is incorporated under Luxembourg laws and registered under n. B 115843. Registered office of Natixis Investment Managers S.A.: 2, rue Jean Monnet, L-2180 Luxembourg, Grand Duchy of Luxembourg. Italy: Natixis Investment Managers S.A., Succursale Italiana (Bank of Italy Register of Italian Asset Management Companies no 23458.3). Registered office: Via Larga, 2 - 20122, Milan, Italy. Germany: Natixis Investment Managers S.A., Zweigniederlassung Deutschland (Registration number: HRB 88541). Registered office: Im Trutz Frankfurt 55, Westend Carrée, 7. Floor, Frankfurt am Main 60322, Germany. Netherlands: Natixis Investment Managers, Netherlands (Registration number 50774670). Registered office: Stadsplateau 7, 3521AZ Utrecht, the Netherlands. Sweden: Natixis Investment Managers, Nordics Filial (Registration number 516405-9601 - Swedish Companies Registration Office). Registered office: Kungsgatan 48 5tr, Stockholm 111 35, Sweden. Spain: Natixis Investment Managers, Sucursal en España. Serrano n°90, 6th Floor, 28006, Madrid, Spain. • In France: Provided by Natixis Investment Managers International – a portfolio management company authorized by the Autorité des Marchés Financiers (French Financial Markets Authority - AMF) under no. GP 90-009, and a public limited company (société anonyme) registered in the Paris Trade and Companies Register under no. 329 450 738. Registered office: 43 avenue Pierre Mendès France, 75013 Paris. • In Switzerland: Provided for information purposes only by Natixis Investment Managers, Switzerland Sàrl, Rue du Vieux Collège 10, 1204 Geneva, Switzerland or its representative office in Zurich, Schweizergasse 6, 8001 Zürich. • In the British Isles: Provided by Natixis Investment Managers UK Limited which is authorised and regulated by the UK Financial Conduct Authority (register no. 190258) - registered office: Natixis Investment Managers UK Limited, One Carter Lane, London, EC4V 5ER.

When permitted, the distribution of this material is intended to be made to persons as described as follows: in the United Kingdom: this material is intended to be communicated to and/or directed at investment professionals and professional investors only; in Ireland: this material is intended to be communicated to and/or directed at professional investors only; in Guernsey: this material is intended to be communicated to and/or directed at only financial services providers which hold a license from the Guernsey Financial Services Commission; in Jersey: this material is intended to be communicated to and/or directed at professional investors only; in the Isle of Man: this material is intended to be communicated to and/or directed at only financial services providers which hold a license from the Isle of Man Financial Services Authority or insurers authorised under section 8 of the Insurance Act 2008.

- In the DIFC: Provided in and from the DIFC financial district by Natixis Investment Managers Middle East (DIFC Branch) which is regulated by the DFSA. Related financial products or services are only available to persons who have sufficient financial experience and understanding to participate in financial markets within the DIFC and qualify as Professional Clients or Market Counterparties as defined by the DFSA. No other Person should act upon this material. Registered office: Office 603 - Level 6, Currency House Tower 2, PO Box 118257, DIFC, Dubai, United Arab Emirates.
- In Japan: Provided by Natixis Investment Managers Japan Co., Ltd., Registration No.: Director-General of the Kanto Local Financial Bureau (kinsho) No. 425. Content of Business: The Company conducts discretionary asset management business and investment advisory and agency business as a Financial Instruments Business Operator. Registered address: 1-4-5, Roppongi, Minato-ku, Tokyo.
- In Taiwan: Provided by Natixis Investment Managers Securities Investment Consulting (Taipei) Co., Ltd., a Securities Investment Consulting Enterprise regulated by the Financial Supervisory Commission of the R.O.C. Registered address: 34F., No. 68, Sec. 5, Zhongxiao East Road, Xinyi Dist., Taipei City 11065, Taiwan (R.O.C.), license number 2018 FSC SICE No. 024, Tel. +886 2 8789 2788.
- In Singapore: Provided by Natixis Investment Managers Singapore (name registration no. 53102724D) to distributors and institutional investors for informational purposes only. Natixis Investment Managers Singapore is a division of Ostrum Asset Management Asia Limited (company registration no. 199801044D). Registered address of Natixis Investment Managers Singapore: 5 Shenton Way, #22-05 UIC Building, Singapore 068808.
- In Hong Kong: Provided by Natixis Investment Managers Hong Kong Limited to institutional/ corporate professional investors only.
- In Australia: Provided by Natixis Investment Managers Australia Pty Limited (ABN 60 088 786 289) (AFSL No. 246830) and is intended for the general information of financial advisers and wholesale clients only.
- In New Zealand: This document is intended for the general information of New Zealand wholesale investors only and does not constitute financial advice. This is not a regulated offer for the purposes of the Financial Markets Conduct Act 2013 (FMCA) and is only available to New Zealand investors who have certified that they meet the requirements in the FMCA for wholesale investors. Natixis Investment Managers Australia Pty Limited is not a registered financial service provider in New Zealand.
- In Latin America: Provided by Natixis Investment Managers S.A.
- In Uruguay: Provided by Natixis Investment Managers Uruguay S.A., a duly registered investment advisor, authorised and supervised by the Central Bank of Uruguay. Office: San Lucar 1491, oficina 102B, Montevideo, Uruguay, CP 11500. The sale or offer of any units of a fund qualifies as a private placement pursuant to section 2 of Uruguayan law 18,627.
- In Colombia: Provided by Natixis Investment Managers S.A. Oficina de Representación (Colombia) to professional clients for informational purposes only as permitted under Decree 2555 of 2010. Any products, services or investments referred to herein are rendered exclusively outside of Colombia. This material does not constitute a public offering in Colombia and is addressed to less than 100 specifically identified investors.
- In Mexico: Provided by Natixis IM Mexico, S. de R.L. de C.V., which is not a regulated financial entity, securities intermediary, or an investment manager in terms of the Mexican Securities Market Law (Ley del Mercado de Valores) and is not registered with the Comisión Nacional Bancaria y de Valores (CNBV) or any other Mexican authority. Any products, services or investments referred to herein that require authorization or license are rendered exclusively outside of Mexico. While shares of certain ETFs may be listed in the Sistema Internacional de Cotizaciones (SIC), such listing does not represent a public offering of securities in Mexico, and therefore the accuracy of this information has not been confirmed by the CNBV. Natixis Investment Managers is an entity organized under the laws of France and is not authorized by or registered with the CNBV or any other Mexican authority. Any reference contained herein to "Investment Managers" is made to Natixis Investment Managers and/or any of its investment management subsidiaries, which are also not authorized by or registered with the CNBV or any other Mexican authority.


The above referenced entities are business development units of Natixis Investment Managers, the holding company of a diverse line-up of specialised investment management and distribution entities worldwide. The investment management subsidiaries of Natixis Investment Managers conduct any regulated activities only in and from the jurisdictions in which they are licensed or authorized. Their services and the products they manage are not available to all investors in all jurisdictions. It is the responsibility of each investment service provider to ensure that the offering or sale of fund shares or third-party investment services to its clients complies with the relevant national law.

The provision of this material and/or reference to specific securities, sectors, or markets within this material does not constitute investment advice, or a recommendation or an offer to buy or to sell any security, or an offer of any regulated financial activity. Investors should consider the investment objectives, risks and expenses of any investment carefully before investing. The analyses, opinions, and certain of the investment themes and processes referenced herein represent the views of the

portfolio manager(s) as of the date indicated. These, as well as the portfolio holdings and characteristics shown, are subject to change. There can be no assurance that developments will transpire as may be forecasted in this material. Past performance information presented is not indicative of future performance.

Although Natixis Investment Managers believes the information provided in this material to be reliable, including that from third party sources, it does not guarantee the accuracy, adequacy, or completeness of such information. This material may not be distributed, published, or reproduced, in whole or in part.

All amounts shown are expressed in USD unless otherwise indicated.



MIROVA

French Public Limited liability company with board of Directors
Regulated by AMF under n°GP 02-014
RCS Paris n°394 648 216
Registered Office: 59, Avenue Pierre Mendes France – 75013 – Paris
Mirova is an affiliate of Natixis Investment Managers.

Natixis Investment Managers

French Public Limited liability company
RCS Paris n°453 952 681
Registered Office: 43, Avenue Pierre Mendes France – 75013 – Paris
Natixis Investment Managers is a subsidiary of Natixis.

Natixis Investment Managers International

French Public Limited liability company
Regulated by AMF under n° GP 90-009
RCS Paris n°329 450 738
Registered Office: 43, Avenue Pierre Mendes France – 75013 – Paris
Natixis Investment Managers International is an affiliate of Natixis Investment Managers.

Ostrum Asset Management U.S. LLC

888 Boylston Street, Boston, MA 02199; Tel: 212-632-2800
Ostrum Asset Management U.S, LLC (Ostrum AM U.S.) is a U.S.- based investment advisor that is an indirect, wholly owned affiliate of Natixis Investment Managers, which includes a direct minority ownership by Mirova. Mirova is operated in the U.S. through Ostrum AM US. Ostrum AM US and Mirova entered into an agreement whereby Mirova provides Ostrum AM US investment and research expertise, which Ostrum AM US then combines with its own expertise, and services from Natixis Investment Managers International when providing advice to clients.