

AEW Research

ASIA PACIFIC | MARCH 2021

WHY WE KEEP SEOUL SEARCHING

Seoul's office market was one of the few in the Asia Pacific region that stayed resilient in 2020. The occupier market remained healthy, investor interest was high, and the city recorded better than expected transaction volumes. But why? Here we take a closer look at the inherent features of the Seoul office market that led to this result, the attractive fundamentals and key opportunities, and what we might expect to see going forward.

AEW analyzed the historical performance of the Seoul office market and compared it to other cities across the Asia Pacific region. Our research found the sector has several key attributes: stability, affordability and liquidity. Seoul office rents are the most stable in the Asia Pacific region, current pricing is not overly stretched, and its capital market benefits from a deep institutional domestic investor base, as well as active cross border capital.

The three core business districts (CBD, Gangnam and Yeouido) present opportunities across the risk spectrum. In addition, several emerging business districts are reaching the radar of investors due to a relaxation of sales restrictions and solid occupier fundamentals.

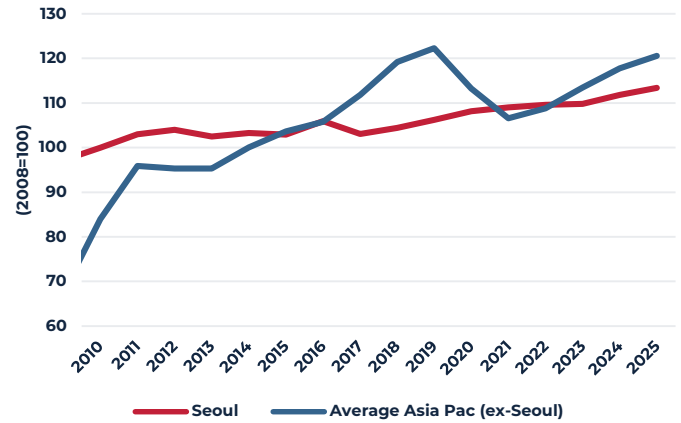
From a regional portfolio perspective, adding Seoul to a diversified Asia Pacific office portfolio reduces the volatility by more than 20% and increases the return per unit of risk from 1.9 to 2.3. The growing listed REIT market will also expand the overall market liquidity and contribute to increased transparency and capital value growth in the long-term.



STABLE RENTS OVER TIME

- **Most stable rental market in the region:** Across developed office markets in Asia Pacific, Seoul's three core business districts have had the lowest rental volatility for the past 15 years, making it attractive for investors seeking stable income returns.
- **Limited market downside:** Seoul's rental cycles are short and mild. As a result, the market has seen a steady increase in rents over the last ten years. For periods where the rental market has corrected; i.e., in 2009 (GFC) , 2013 and 2017, annual declines were minor and did not exceed 3%. This contrasts with other markets in the region which had more pronounced and extended cycles.
- **Rental cycle less sensitive to vacancy rates:** Rental movements across Seoul's three core office markets seem to be less predicated on vacancy levels than other cities. Since post-GFC, our analysis across the region shows that Seoul has had an extremely low correlation between vacancy rate and the underlying rental growth. On average across the three core markets, a +1 percentage-point change in vacancy results in only 0.07% reduction in rents.

OFFICE RENTAL INDEX 2010 to 2025F

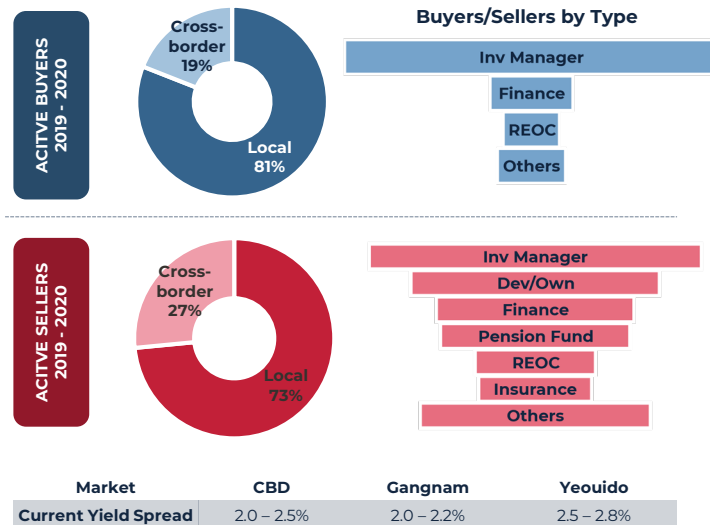


Sources: JLL

AFFORDABLE AND ACCESSIBLE

- **Capital values only slightly above GFC peak:** Unlike other gateway cities in the region, current capital values in Seoul are only slightly above previous GFC peaks and have grown in-line with the local economy. As a result, values look relatively attractive to historical trends (see AEW's previous analysis on capital values: "Pricing of Office Markets in Asia Pacific" June 2020, www.aew.com).
- **Spreads are still attractive:** The spread between real estate yields and the risk-free rate are at 240 bps as of Q4 2020 and higher than the long-term historical average of 190 bps.
- **Liquidity is a key feature of the office market:** Many distinct buyer and seller groups in Seoul have helped to establish a deep and diverse transaction market. In the past couple of years, seller groups have ranged from investment managers (with funds nearing end of life), developers, pension funds and insurance companies. Additionally, an active domestic buyer market deepens exit options.

YIELD SPREAD AND MARKET PARTICIPANTS

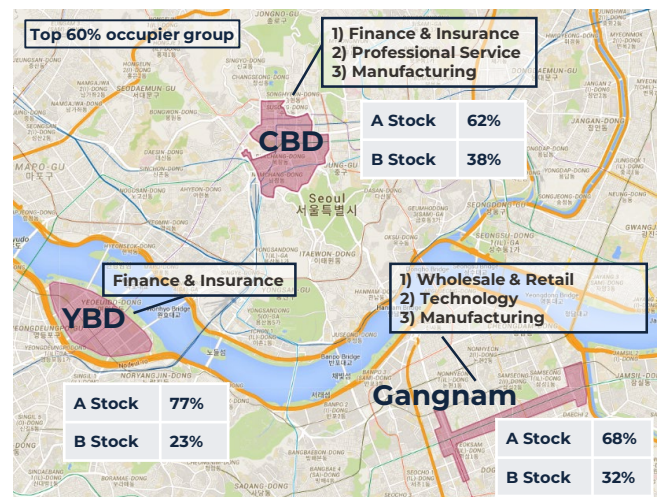


Sources: RCA, Oxford Economics, AEW Research

VARIED OPPORTUNITIES IN THE MATURE SUBMARKETS

- **Established submarkets with distinct occupier groups:** The core office markets are well established, with some occupier clustering (CBD – multinationals and conglomerates; GBD: technology hub; YBD: financial hub). Because of this, leasing drivers tend to be distinct, generally making demand fundamentals more predictable.
- **"Aging core" presents value-add opportunities:** Business districts started to form from the 1960s and 1970s and as a result, a large proportion of stock is dated, presenting opportunities to rejuvenate and reposition for modern use. The bulk of this is in the CBD which has the largest volume of Grade B stock. Further, in a post-COVID world, the need for improved space utilization/varied workspace configurations, as well as enhanced hygiene measures might warrant further upgrades. Besides capex spending, other ways of repositioning as core include creating long WALEs and bringing in creditworthy tenants.
- **Active core markets:** Core and core-plus buyers have been active in Seoul's office markets, reflecting the quality of recent construction. About 66% of Grade A buildings constructed since 2010 have exchanged hands to-date.

SEOUL'S ESTABLISHED OFFICE CLUSTERS



Sources: JLL, RCA, AEW Research

NEW OPPORTUNITIES EMERGING

- **Expanding investable opportunities:** Beyond the traditional business districts, there is an estimated 4 to 5 million square meters of office stock spread across emerging locations like Pangyo Techno Valley (PTV), Bundang, Magok and Digital Media City (DMC) in Mapo-gu. In particular, PTV and Bundang are of scale with suitable transport networks and amenity to ensure its occupier appeal and are opening up as suitable options for institutional investors.
- **Excellent fundamentals in some emerging markets:** PTV and Bundang are at close to full occupancy. Limited supply and pent-up demand will provide conditions for strong rental growth in the near-term.
- **Relaxing restrictions in PTV creates opportunities:** The ten-year sales moratorium for assets in PTV Phase 1 are gradually expiring, creating new investment opportunities. Buildings in PTV2 (expected to fully complete by 2023) continue to have sales restrictions but are expected to be shortened to five years.
- **More insurance firms to sell down assets:** More insurance companies are due to sell off assets on their balance sheets. As several assets in core locations have already been divested, there is an expectation that they will move to sell down some smaller- to mid-sized assets owned outside of the traditional business districts.

SUMMARY OF EMERGING MARKETS

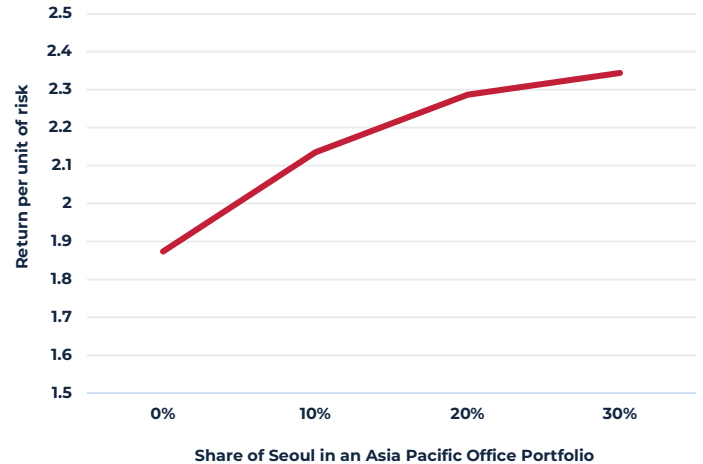
	Pangyo Techno Valley	Bundang	Magok
Development Stage	Development started in 2009 and by 2024, market size will be 2.7 m sqm (incl. Phase 2 and Phase 3). Bulk of new stock will complete in 2023	Developed in the 1990s to capture spillover demand from Gangnam	Maturing submarket, still under development
Office Type	Campus style, office buildings with well-developed transport infrastructure & amenities	Mostly aged and smaller-sized, strata-titled office buildings	Bulk of stock is owner-occupied
Rent	Ave. 40% discount to the three core markets	Ave. 50% discount to the three core markets	NA (few third-party leases)
Typical Occupiers	PTV 1: Info & bio-tech PTV2: Automobiles & big data PTV3: Fintech, blockchain	Technology firms	Biotech, mostly domestic conglomerates

Sources: JLL, PMA, AEW Research

WHY AEW BELIEVES SEOUL OFFICE WILL REMAIN IN FAVOR

- **Benefits to a diversified portfolio:** Seoul's stable rents and income, in addition to a diversified regional portfolio, reduces the overall portfolio volatility, providing higher risk-adjusted returns.
- **More room for foreign capital moving forward:** In recent years, Seoul's transaction market has been dominated by domestic capital who have aggressively chased investments in core and development projects. Towards the end of 2020, more local groups have started to shift focus to overseas markets, predominately for the purposes of portfolio diversification. We expect this trend to continue into 2021, paving the way for more active foreign participation.
- **Increasingly institutionalized:** More REIT listings in the Korean market over the next few years will increase market transparency and aid in capital appreciation over the long-term.

ADDING SEOUL TO A DIVERSIFIED ASIA PACIFIC OFFICE PORTFOLIO



Note: Results are determined from historical total returns across developed Asia Pacific office markets from 2011 to 2020
Source: AEW Research, JLL

Please do contact us if you would like to learn more about our analyses of the property markets in the Asia Pacific region



GLYN NELSON
Director of Research & Strategy, Asia Pacific
glyn.nelson@aew.com
+65.6303.9016



HANNA SAFDAR
Assistant Director Research & Strategy Asia Pacific
hanna.safdar@aew.com
+65.6303.9014

This material is intended for information purposes only and does not constitute investment advice or a recommendation. The information and opinions contained in the material have been compiled or arrived at based upon information obtained from sources believed to be reliable, but we do not guarantee its accuracy, completeness or fairness. Opinions expressed reflect prevailing market conditions and are subject to change. Neither this material, nor any of its contents, may be used for any purpose without the consent and knowledge of AEW.



IMPORTANT INFORMATION

This material has been provided for information purposes only to investment service providers or other Professional Clients or Qualified Investors and, when required by local regulation, only at their written request. This material must not be used with Retail Investors. • The views and opinions expressed may change based on market and other conditions. Unless otherwise noted, the opinions of the speakers provided are not necessarily those of Natixis Investment Managers or any of its affiliates. • Outside the United States, this communication is for information only and is intended for investment service providers or other Professional Clients. This material must not be used with Retail Investors. This material may not be redistributed, published, or reproduced, in whole or in part. Although Natixis Investment Managers believes the information provided in this material to be reliable, including that from third party sources, it does not guarantee the accuracy, adequacy or completeness of such information. • The analyses and opinions referenced herein represent the subjective views of the author as referenced, and are subject to change. There can be no assurance that developments will transpire as may be forecasted in this material.

In the E.U. (outside of the UK and France): Provided by Natixis Investment Managers S.A. or one of its branch offices listed below. Natixis Investment Managers S.A. is a Luxembourg management company that is authorized by the Commission de Surveillance du Secteur Financier and is incorporated under Luxembourg laws and registered under n. B 115843. Registered office of Natixis Investment Managers S.A.: 2, rue Jean Monnet, L-2180 Luxembourg, Grand Duchy of Luxembourg. Italy: Natixis Investment Managers S.A., Succursale Italiana (Bank of Italy Register of Italian Asset Management Companies no 23458.3). Registered office: Via San Clemente 1, 20122 Milan, Italy. Germany: Natixis Investment Managers S.A., Zweigniederlassung Deutschland (Registration number: HRB 88541). Registered office: Im Trutz Frankfurt 55, Westend Carrée, 7. Floor, Frankfurt am Main 60322, Germany. Netherlands: Natixis Investment Managers, Nederlands (Registration number 50774670). Registered office: Stadsplateau 7, 3521AZ Utrecht, the Netherlands. Sweden: Natixis Investment Managers, Nordics Filial (Registration number 516405-9601 - Swedish Companies Registration Office). Registered office: Kungsgatan 48 5tr, Stockholm 111 35, Sweden. Spain: Natixis Investment Managers, Sucursal en España, Serrano nº90, 6th Floor, 28006 Madrid, Spain. Belgium: Natixis Investment Managers S.A., Belgian Branch, Gare Maritime, Rue Picard 7, Bte 100, 1000 Bruxelles, Belgium. • **In France:** Provided by Natixis Investment Managers International – a portfolio management company authorized by the Autorité des Marchés Financiers (French Financial Markets Authority - AMF) under no. GP 90-009, and a public limited company (société anonyme) registered in the Paris Trade and Companies Register under no. 329 450 738. Registered office: 43 avenue Pierre Mendès France, 75013 Paris. • **In Switzerland:** Provided by Natixis Investment Managers, Switzerland Sàrl, Rue du Vieux Collège 10, 1204 Geneva, Switzerland or its representative office in Zurich, Schweizergasse 6, 8001 Zürich. • **In the British Isles:** Provided by Natixis Investment Managers UK Limited which is authorised and regulated by the UK Financial Conduct Authority (register no. 190258) - registered office: Natixis Investment Managers UK Limited, One Carter Lane, London, EC4V 5ER. When permitted, the distribution of this material is intended to be made to persons as described as follows: in the United Kingdom: this material is intended to be communicated to and/or directed at investment professionals and professional investors only; in Ireland: this material is intended to be communicated to and/or directed at professional investors only; in Guernsey: this material is intended to be communicated to and/or directed at only financial services providers which hold a license from the Guernsey Financial Services Commission; in Jersey: this material is intended to be communicated to and/or directed at professional investors only; in the Isle of Man: this material is intended to be communicated to and/or directed at only financial services providers which hold a license from the Isle of Man Financial Services Authority or insurers authorised under section 8 of the Insurance Act 2008. • **In the DIFC:** Provided in and from the DIFC financial district by Natixis Investment Managers Middle East (DIFC Branch) which is regulated by the DFSA. Related financial products or services are only available to persons who have sufficient financial experience and understanding to participate in financial markets within the DIFC, and qualify as Professional Clients or Market Counterparties as defined by the DFSA. No other Person should act upon this material. Registered office: Unit L10-02, Level 10 ICD, Brookfield Place, DIFC, PO Box 506752, Dubai, United Arab Emirates. • **In Taiwan:** Provided by Natixis Investment Managers Securities Investment Consulting (Taipei) Co., Ltd., a Securities Investment Consulting Enterprise regulated by the Financial Supervisory Commission of the R.O.C. Registered address: 34F., No. 68, Sec. 5, Zhongxiao East Road, Xinyi Dist., Taipei City 11065, Taiwan (R.O.C.), license number 2020 FSC SICE No. 025, Tel. +886 2 8789 2788. • **In Singapore:** Provided by Natixis Investment Managers Singapore Limited (company registration no. 199801044D) to distributors and institutional investors only. • **In Hong Kong:** Provided by Natixis Investment Managers Hong Kong Limited to institutional/ corporate professional investors only. • **In Australia:** Provided by Natixis Investment Managers Australia Pty Limited (ABN 60 088 786 289) (AFSL No. 246830) and is intended for the general information of financial advisers and wholesale clients only.

• **In New Zealand:** This document is intended for the general information of New Zealand wholesale investors only. This is not a regulated offer for the purposes of the Financial Markets Conduct Act 2013 (FMCA) and is only available to New Zealand investors who have certified that they meet the requirements in the FMCA for wholesale investors. Natixis Investment Managers Australia Pty Limited is not a registered financial service provider in New Zealand. • **In Latin America:** Provided by Natixis Investment Managers S.A. • **In Chile:** Esta oferta privada se inicia el día de la fecha de la presente comunicación. La presente oferta se acoge a la Norma de Carácter General N° 336 de la Superintendencia de Valores y Seguros de Chile. La presente oferta versa sobre valores no inscritos en el Registro de Valores o en el Registro de Valores Extranjeros que lleva la Superintendencia de Valores y Seguros, por lo que los valores sobre los cuales ésta versa, no están sujetos a su fiscalización. Que por tratarse de valores no inscritos, no existe la obligación por parte del emisor de entregar en Chile información pública respecto de estos valores. Estos valores no podrán ser objeto de oferta pública mientras no sean inscritos en el Registro de Valores correspondiente. • **In Colombia:** Provided by Natixis Investment Managers S.A. Oficina de Representación (Colombia) to professional clients for informational purposes only as permitted under Decree 2555 of 2010. Any products, services or investments referred to herein are rendered exclusively outside of Colombia. This material does not constitute a public offering in Colombia and is addressed to less than 100 specifically identified investors. • **In Mexico:** Provided by Natixis IM Mexico, S. de R.L. de C.V., which is not a regulated financial entity, securities intermediary, or an investment manager in terms of the Mexican Securities Market Law (Ley del Mercado de Valores) and is not registered with the Comisión Nacional Bancaria y de Valores (CNBV) or any other Mexican authority. Any products, services or investments referred to herein that require authorization or license are rendered exclusively outside of Mexico. While shares of certain ETFs may be listed in the Sistema Internacional de Cotizaciones (SIC), such listing does not represent a public offering of securities in Mexico, and therefore the accuracy of this information has not been confirmed by the CNBV. Natixis Investment Managers is an entity organized under the laws of France and is not authorized by or registered with the CNBV or any other Mexican authority. Any reference contained herein to "Investment Managers" is made to Natixis Investment Managers and/or any of its investment management subsidiaries, which are also not authorized by or registered with the CNBV or any other Mexican authority. • **In Uruguay:** Provided by Natixis Investment Managers Uruguay S.A., a duly registered investment advisor, authorized and supervised by the Central Bank of Uruguay. Office: San Lucar 1491, Montevideo, Uruguay, CP 11500. The sale or offer of any units of a fund qualifies as a private placement pursuant to section 2 of Uruguayan law 18,627.

The above referenced entities are business development units of Natixis Investment Managers, the holding company of a diverse line-up of specialized investment management and distribution entities worldwide. The investment management subsidiaries of Natixis Investment Managers conduct any regulated activities only in and from the jurisdictions in which they are licensed or authorized. Their services and the products they manage are not available to all investors in all jurisdictions. It is the responsibility of each investment service provider to ensure that the offering or sale of fund shares or third party investment services to its clients complies with the relevant national law.

The provision of this material and/or reference to specific securities, sectors, or markets within this material does not constitute investment advice, or a recommendation or an offer to buy or to sell any security, or an offer of any regulated financial activity. Investors should consider the investment objectives, risks and expenses of any investment carefully before investing. The analyses, opinions, and certain of the investment themes and processes referenced herein represent the views of the portfolio manager(s) as of the date indicated. These, as well as the portfolio holdings and characteristics shown, are subject to change. There can be no assurance that developments will transpire as may be forecasted in this material. The analyses and opinions expressed by external third parties are independent and do not necessarily reflect those of Natixis Investment Managers. Although Natixis Investment Managers believes the information provided in this material to be reliable, including that from third party sources, it does not guarantee the accuracy, adequacy, or completeness of such information. May not be redistributed, published, or reproduced, in whole or in part. Amounts shown are expressed in USD unless otherwise indicated.

The views and opinions expressed may change based on market and other conditions. Unless otherwise noted, the opinions of the speakers provided are not necessarily those of Natixis Investment Managers or any of its affiliates.

The analyses and opinions referenced herein represent the subjective views of the author as referenced, and are subject to change. There can be no assurance that developments will transpire as may be forecasted in this material.