

Gateway Active Index-PutWrite Composite

Objective

Seeks to outperform the Cboe® S&P 500 PutWriteSM Index (the PUTSM)² over the long-term.

Composite Inception Date

April 1, 2015

Composite Assets Under Management

\$894.49 thousand¹

Strategy Assets Under Management

\$139.65 million¹

Strategy

Low-volatility equity strategy that secures an actively managed portfolio of written index put options representing the U.S. market with a portfolio of short-term, high-quality cash securities.

Driver of Alpha Potential

Selling index options generates consistent and attractive cash flow while exposure to the implied volatility risk premium creates the potential to enhance long-term risk-adjusted return relative to domestic broad-based equity market indexes.

Portfolio Application

1. Lower-risk core equity strategy
2. Complement to immunization/liability matching
3. Component of an alternative investment program

Firm Overview

Since 1977, Gateway has provided low-volatility equity strategies to risk-conscious investors. The firm specializes in using index options to generate cash flow, reduce risk and potentially enhance risk-adjusted return.

Headquarters

Cincinnati, OH

Assets Under Management

\$9.16 billion¹

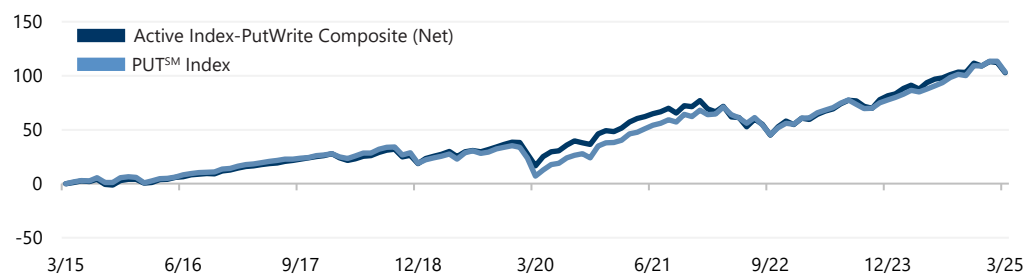
Firm Philosophy

Gateway's investment philosophy holds that consistency is the key to long-term investment success and that generating cash flow, rather than seeking to predict fluctuations in the prices of securities, can be a lower-risk means to participate in equity markets. Gateway believes that market volatility can be converted into cash flow and risk can be managed effectively using the tools provided by the index options market.

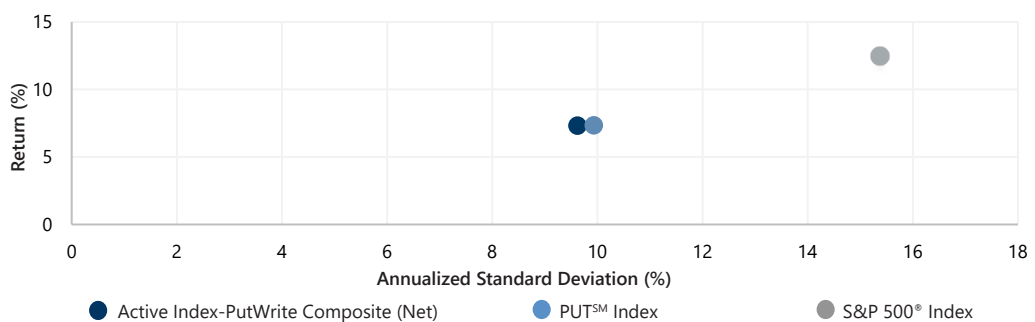
Total Return (%) ¹					
	Q1	1 Year	3 Years	5 Years	Inception Return ¹
Active Index-PutWrite Composite (Net)	-2.92	6.00	5.72	11.72	7.32
PUT SM Index	-2.82	9.06	5.93	13.65	7.35
S&P 500® Index	-4.27	8.25	9.06	18.59	12.50

Standard Deviation: Less Risk Relative to the S&P 500® Index (%) ¹				
	1 Year	3 Years	5 Years	Inception Return ¹
Active Index-PutWrite Composite (Net)	8.11	10.43	10.26	9.62
PUT SM Index	7.84	9.09	9.40	9.93
S&P 500® Index	12.45	17.31	16.90	15.38

Cumulative Return (%) - Since April 1, 2015¹



Risk-Return Profile - Since April 1, 2015¹



Holdings Characteristics: Options Portfolio ³			Holdings Characteristics: Collateral Portfolio ¹			
	12/31/2024	3/31/2025	Asset	Maturity	Yield-to-Maturity	Weight
Percent of index put option max-loss secured	>95%	>95%	T-Bill	6/12/2025	4.23%	97.9%
Weighted-average moneyness	>2.5% ITM	>2.5% ITM	Cash	N/A	N/A	2.1%
Weighted-average days to expiration	35	36				
Weighted-average put premium to earn	< 2.5%	7.5% - 10.0%				

Past performance does not guarantee future results. Data source: Morningstar DirectSM. **Side one - not valid without side two.**
 1: All data as of March 31, 2025 unless noted otherwise. Returns less than one-year are not annualized. Standard deviation is calculated using monthly returns. The Composite inception date is April 1, 2015. 2: The PUTSM strategy is designed to sell a monthly sequence of S&P 500® Index puts and invest cash at one- and three-month Treasury Bill rates. The monthly sequence entails writing one-month S&P 500® Index put options with a strike price approximately at-the-money each month on the Friday of the standard index option expiration cycle and holding that position until the next expiration. The number of put contracts with identical strike prices and expiration dates sold varies from month to month but is limited so that the amount held in Treasury Bills can finance the maximum possible loss from final settlement of S&P 500® Index puts. 3: Weighted-average moneyness: how much an option contract's strike price is in-the-money (ITM) or out-of-the-money (OTM) expressed as a percentage of the price of the option contract's underlying asset. Weighted-average days to expiration: weighted-average time until the expiration date of the options. Weighted-average put premium to earn: Annualized weighted-average potential cash flow to be earned from written put options, calculated as weighted-average price of put options divided by the index price on the date indicated in the percentage of the closing value of the S&P 500® Index on the dates indicated in the table headings.

Michael T. Buckius, CFA®
CEO, CIO, & Portfolio Manager

Industry Start: 1992
Joined Gateway: 1999
MBA Loyola University Maryland
BBA Loyola University Maryland

Kenneth H. Toft, CFA®
Senior Vice President & Portfolio Manager

Industry Start: 1992
Joined Gateway: 1992
MBA University of Cincinnati
BA University of Cincinnati

Daniel M. Ashcraft, CFA®
Vice President & Portfolio Manager

Industry Start: 2007
Joined Gateway: 2009
BS Miami University

Mitchell J. Trotta, CFA®
Portfolio Manager

Industry Start: 2015
Joined Gateway: 2016
BBA University of Cincinnati

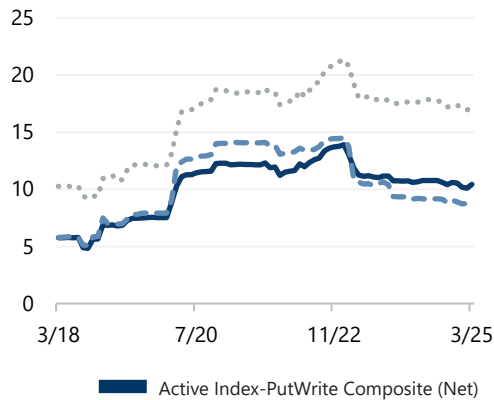
Mathew D. Evans
Associate Portfolio Manager

Industry Start: 2023
Joined Gateway: 2023
BBA University of Cincinnati

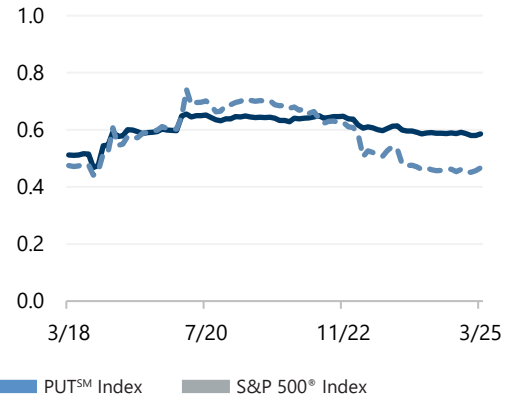
Twinkle T. Singh
Quantitative Research Analyst

Industry Start: 2012
Joined Gateway: 2024
BS University of the Philippines

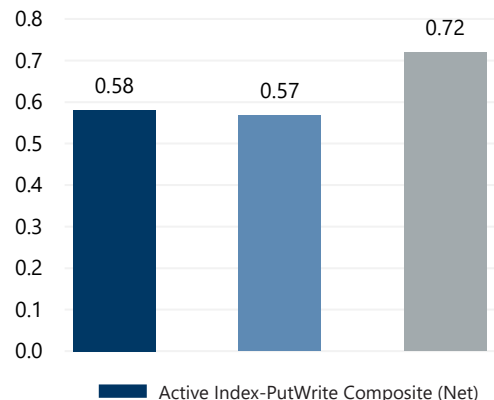
Consistently Reduced Standard Deviation (%)



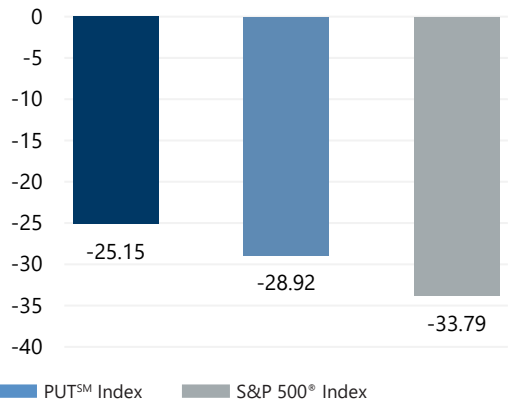
Consistently Reduced S&P 500® Index Beta



Attractive Risk Adjusted Return Since Inception*



Lower Max Drawdown Since Inception** (%)



IMPORTANT INFORMATION

*Since Composite inception period is April 1, 2015 to March 31, 2025. Based on monthly returns. **Max drawdown since Composite inception of April 1, 2015. Drawdown occurred February 19, 2020 to March 23, 2020. Based on daily returns.

Gateway Active Index-PutWrite Composite (the Composite) contains fully discretionary option writing accounts that sell (write) index put options. The written put options are exchange-traded and fully cash-secured. Indexes utilized for put option activity are liquid U.S. equity indexes that include all sectors of the U.S. economy. Put writing activity provides cash flow and equity market correlation. The Composite was created on April 1, 2015. The Composite net of fee performance results reflect the reinvestment of dividends and any other earnings and was calculated using the Composite's highest tier of the current fee schedule of 0.35%. Fees may be less or more than fees that other accounts would pay for this strategy in the future. A more detailed description of Gateway's standardized fees is included in Form ADV, Part 2.

For comparison purposes, the Composite may be measured against the following indexes: Cboe® S&P 500 PutWriteSM Index (the PUTSM), a passive total return index designed to track the performance of a hypothetical put-write strategy on the S&P 500® Index, and the S&P 500® Index, a popular indicator of the performance of the large capitalization sector of the U.S. stock market. Performance results are expressed in U.S. dollars. Selling index put options exposes the strategy to equity market volatility. Selling index put options can be a lower-risk strategy than owning stocks but potentially adds volatility and risk of loss to the underlying portfolio of short-term, high quality cash securities. Unusual market conditions or the lack of a ready market for any particular option at a specific time may reduce the effectiveness of the Composite's option strategy, and for these and other reasons, the Composite's option strategy may not reduce the volatility to the extent desired. Past performance does not guarantee future results.

Gateway Investment Advisers, LLC (Gateway) is an independent registered investment adviser and a successor in interest to Gateway Investment Advisers, L.P. as of February 15, 2008.

Gateway claims compliance with the Global Investment Performance Standards (GIPS®). GIPS® is a registered trademark of CFA Institute. CFA Institute does not endorse or promote this organization, nor does it warrant the accuracy or quality of the content contained herein. To obtain a GIPS report for the firm's strategies and products, please contact Gateway's office at (513) 719-1100 or by visiting Gateway at 312 Walnut Street, Suite 3500, Cincinnati, Ohio 45202.

©2025 Morningstar, Inc. All Rights Reserved. The Information contained herein: 1) is proprietary to Morningstar and/or its content providers; 2) may not be copied or distributed; and 3) is not warranted to be accurate, complete or timely. Neither Morningstar nor its content providers are responsible for any damages or losses arising from any use of this information. Past performance is no guarantee of future results.

Side two - not valid without side one.

REQ-ALLQ

312 Walnut Street, Suite 3500
Cincinnati, Ohio 45202

GATEWAY
INVESTMENT ADVISERS, LLC
www.gia.com | (513) 719-1100
info@gia.com

888 Boylston Street
Boston, Massachusetts 02199

Disclosure

This material is being provided by Natixis Distribution, LLC (“Natixis Distribution”), a FINRA registered limited purpose broker-dealer. Services/products mentioned herein are managed/issued by the affiliated entity (the “Affiliate”) named within. Natixis Investment Managers includes all of the investment management and distribution entities affiliated with Natixis Distribution, LLC and Natixis Investment Managers International, including the Affiliate. Natixis Investment Managers, the Paris-based parent company, is a multi-affiliate organization and a subsidiary of Natixis, the corporate, investment management and financial services arm of BPCE.

The attached material, provided to Natixis Distribution by the Affiliate, highlights the proprietary performance history, style and investment process of the Affiliate. **Performance data shown represents past performance and is no guarantee of future results.** Actual individual account results may differ from the performance shown herein. A complete schedule of applicable fees and expenses to be charged by the Affiliate, which fees may be negotiable, should be obtained from the Affiliate. Additional information about the Affiliate, including, but not limited to its registration status in a particular jurisdiction, as well as additional information about the Affiliate's managed account strategies and/or investment products, including, but not limited to disclosure documents, registration documents, and contracts, as applicable, should be obtained from the Affiliate. Natixis Distribution's principal office located at 888 Boylston Street, Boston, MA 02199. 800-862-4863. im.natixis.com.

Investment Risks: All securities are subject to risk, including possible loss of principal. Please read the risks associated with each investment prior to investing. Detailed discussions of each investment's risks are included in Part 2A of each firm's respective Form ADV. The investments highlighted in this presentation may be subject to certain additional risks. The views and opinions expressed may change based on market and other conditions. This material is provided for informational purposes only, it is not a recommendation, and should not be construed as investment advice. There can be no assurance that developments will transpire as forecasted. Actual results may vary.

Natixis Distribution provides referral services for some of its affiliated entities, including the Affiliate. The Affiliate provides investment advisory services in connection with various services/products. Pursuant to the terms of a referral agreement between Natixis Distribution and the Affiliate, Natixis Distribution, where permissible by law, receives compensation (a percentage of the asset based fee received by the Affiliate) for its referral services. Natixis Distribution has no authority to provide investment advice to you on behalf of the Affiliate, to make representations about the securities offered by the Affiliate or to agree to any special terms in connection with a sale of securities. The referral fees paid by the Affiliate to Natixis Distribution are paid out of the management fees paid to the Affiliate and thus you will not pay any additional fees as a result of Natixis Distribution's solicitation services, but the presence of these arrangements may affect the Affiliate's willingness to negotiate below its standard advisory fee and, therefore, may affect the overall fees paid by referred clients. No investment advisory agreement will become effective until accepted by the Affiliate. Natixis Distribution has agreed to refer to the Affiliate potential clients that may be interested in the investment advisory services or products of the Affiliate. Services/products are not available to all investors in all jurisdictions. This material should not be considered a solicitation to buy or an offer to sell any service/product in any jurisdiction where such activity would be unlawful.

This document may contain references to third party copyrights, indexes, and trademarks, each of which is the property of its respective owner. Such owner is not affiliated with Natixis Investment Managers or any of its related or affiliated companies (collectively “Natixis”) and does not sponsor, endorse or participate in the provision of any Natixis services, funds or other financial products. The index information contained herein is derived from third parties and is provided on an “as is” basis. The user of this information assumes the entire risk of use of this information. Each of the third party entities involved in compiling, computing or creating index information, disclaims all warranties (including, without limitation, any warranties of originality, accuracy, completeness, timeliness, non-infringement, merchantability and fitness for a particular purpose) with respect to such information.

NIM-12242024-rssgfnzm
Exp. 8/15/25
FID-GAIPW59-0325

FOR QUALIFIED INVESTORS ONLY

